



30W 1"x1" Package DC-DC Regulated Converter

# SKMW30 & DKMW30 series



## ■ Features

- DIP 1"x1" package with industry standard pinout
- 4:1 ultrawide input range
- Operating temperature range -40 ~ +85°C
- No minimum load required
- Comply to EN55032 radiated Class A without additional components
- High efficiency up to 90%
- Protections: Short circuit (Continuous) / Overload / Over voltage / Over temperature / Input under voltage
- 1.5KVDC I/O isolation
- Remote ON/OFF control and Trimming output ( $\pm 10\%$ )
- 3 years warranty

## ■ Applications

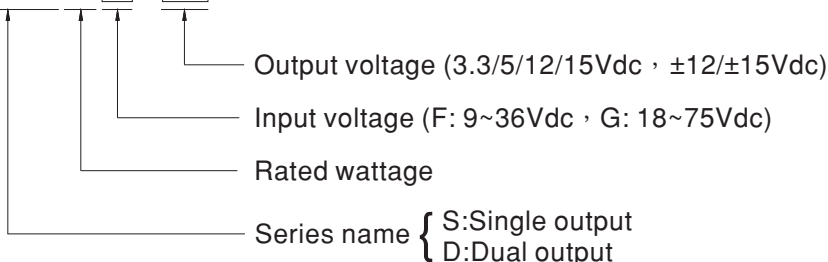
- Telecom/datacom system
- Wireless network
- Industrial control facility
- Instrument
- Analyzer
- Detector
- Data switch

## ■ Description

SKMW30 and DKMW30 series are 30W isolated and regulated module type DC-DC converter with DIP 1"x1" package. It features international standard pins, a high efficiency up to 90%, wide working temperature range -40~+85°C, 1.5KVDC I/P-O/P isolation voltage, compliance to EN55032 radiated Class A without additional components, continuous-mode short circuit, overload, over temperature, input under voltage protection, remote ON/OFF and trimmable output voltage etc. The models account for different input voltage 9~36V and 18~75V 4:1 ultrawide input range, and various output voltage, 3.3V/5V/12V/15V for single output and  $\pm 12V/\pm 15V$  for dual outputs, which are suitable for all kinds of systems, Such as industrial control, telecommunication field, distributed power architecture, and so on.

## ■ Model Encoding

**S** **K** **M** **W** **30** **F** - **12**





30W 1"x1" Package DC-DC Regulated Converter

# SKMW30 & DKMW30 series

MODEL SELECTION TABLE							
ORDER NO.	INPUT			OUTPUT		EFFICIENCY (TYP.)	CAPACITOR LOAD (MAX.)
	INPUT VOLTAGE (RANGE)	INPUT CURRENT		OUTPUT VOLTAGE	OUTPUT CURRENT		
		NO LOAD	FULL LOAD				
SKMW30F-03	24V (9 ~ 36V)	10mA	1172mA	3.3V	0~7500mA	88%	7500μF
SKMW30F-05		10mA	1400mA	5V	0~6000mA	90%	6000μF
SKMW30F-12		10mA	1404mA	12V	0~2500mA	89%	2500μF
SKMW30F-15		10mA	1404mA	15V	0~2000mA	89%	2000μF
DKMW30F-12		10mA	1425mA	±12V	±0 ~ 1250mA	87%	*1250μF
DKMW30F-15		10mA	1425mA	±15V	±0 ~ 1000mA	88%	*1000μF
SKMW30G-03		48V (18 ~ 75V)	8mA	590mA	3.3V	0~7500mA	88%
SKMW30G-05	8mA		700mA	5V	0~6000mA	90%	6000μF
SKMW30G-12	8mA		700mA	12V	0~2500mA	89%	2500μF
SKMW30G-15	8mA		702mA	15V	0~2000mA	89%	2000μF
DKMW30G-12	8mA		710mA	±12V	±0 ~ 1250mA	88%	*1250μF
DKMW30G-15	8mA		702mA	±15V	±0 ~ 1000mA	89%	*1000μF

\* For each output

SPECIFICATION				
INPUT	VOLTAGE RANGE	F: 9~36Vdc, G: 18~75Vdc		
	SURGE VOLTAGE (100ms max.)	24Vin models : 50Vdc, 48Vin models : 100Vdc		
	FILTER	Pi type		
	PROTECTION	Fuse recommended. 24Vin models: 6A delay time Type, 48Vin models: 3A delay time Type		
	INTERNAL POWER DISSIPATION	500mW		
OUTPUT	VOLTAGE ACCURACY	± 1.5%		
	RATED POWER	30W		
	RIPPLE & NOISE <small>Note.2</small>	3.3/5Vout models: 75mVp-p, other models:100mVp-p		
	LINE REGULATION <small>Note.3</small>	± 0.2%		
	LOAD REGULATION <small>Note.4</small>	Single output models: ± 0.2%, Dual output models: ± 1%		
	SWITCHING FREQUENCY (Typ.)	3.3/5Vout models: 270KHz, other models: 330KHz		
	EXTERNAL TRIM ADJ. RANGE (Typ.)	± 10% (Single output model only)		
PROTECTION	SHORT CIRCUIT	Protection type : Continuous, automatic recovery		
	OVERLOAD	110 ~ 170% rated output power		
		Protection type : Recovers automatically after fault condition is removed		
	OVER VOLTAGE	Protection type : Clamp by diode		
	OVER TEMPERATURE	Shut down o/p voltage, recovers automatically after temperature goes down		
	UNDER VOLTAGE LOCKOUT	Start-up voltage	24Vin (F-type): 8.8Vdc, 48Vin (G-type): 17Vdc	
Shutdown voltage		24Vin (F-type): 8Vdc, 48Vin (G-type): 16Vdc		
FUNCTION	REMOTE CONTROL	Power ON: R.C. ~ -Vin >3.5~75Vdc or open circuit ; Power OFF: R.C. ~ -Vin <1.2Vdc or short		
ENVIRONMENT	COOLING	Free-air convection		
	WORKING TEMP.	-40 ~ +85°C (Refer to "Derating Curve")		
	CASE TEMPERATURE	+105°C max.		
	WORKING HUMIDITY	20% ~ 90% RH non-condensing		
	STORAGE TEMP., HUMIDITY	-55 ~ +125°C, 10 ~ 95% RH non-condensing		
	TEMP. COEFFICIENT	0.03% / °C (0 ~ 60°C)		
	SOLDERING TEMPERATURE	1.5mm from case of 1 ~ 3sec./260°C max.		
	VIBRATION	10 ~ 500Hz, 2G 10min./1cycle, period for 60min. each along X, Y, Z axes		
SAFETY & EMC (Note.5)	WITHSTAND VOLTAGE	I/P-O/P:1.5KVDC		
	ISOLATION RESISTANCE	I/P-O/P:100M Ohms / 500VDC / 25°C / 70% RH		
	ISOLATION CAPACITANCE (Typ.)	1500pF		
	EMC EMISSION	Parameter	Standard	Test Level / Note
		Conducted	EN55032(CISPR32)	N/A
		Radiated	EN55032(CISPR32)	Class A
	EMC IMMUNITY	Parameter	Standard	Test Level / Note
		ESD	EN61000-4-2	Level 2, ±8KV air, ±4KV contact
		Radiated Susceptibility	EN61000-4-3	Level 2, 3V/m
		EFT/Burest	EN61000-4-4	Level 1, 0.5KV
		Surge	EN61000-4-5	Level 1, 0.5KV Line-Line
Conducted		EN61000-4-6	Level 2, 3V(e.m.f.)	
Magnetic Field		EN61000-4-8	Level 2, 3A/m	
OTHERS	MTBF	3.3/5Vout models: 860Khrs, Other models: 1170Khrs MIL-HDBK-217F(25°C)		
	DIMENSION (L*W*H)	25.4*25.4*10.2mm (1*1*0.4 inch)		
	CASE MATERIAL	Black coated copper with non-conductive base		
	PACKING	18g		
NOTE	<ol style="list-style-type: none"> <li>All parameters are specified at normal input(F:24Vdc, G:48Vdc), rated load, 25°C 70% RH ambient.</li> <li>Ripple &amp; noise are measured at 20MHz by using a 12" twisted pair terminated with a 0.1µf &amp; 47µf capacitor.</li> <li>Line regulation is measured from low line to high line at rated load.</li> <li>Load regulation is measured from 0% to 100% rated load.</li> <li>The final equipment must be re-confirm that it still meet EMC directives. For guidance on how to perform these EMC tests, please refer to "EMI testing of component power supplies."(as available on <a href="http://www.meanwell.com">http://www.meanwell.com</a>)</li> </ol>			

## External Output Trimming

In order to trim the voltage up or down one needs to connect the trim resistor either between the trim pin and -Vo for trim-up and between trim pin and +Vo for trim-down. The output voltage trim range is  $\pm 10\%$ . This is shown in Figures 1 and 2:

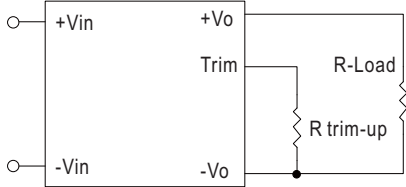


Figure 1. Trim-up Voltage Setup

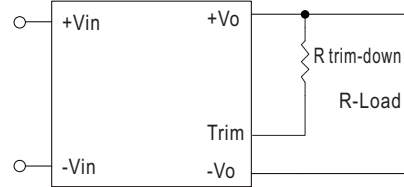
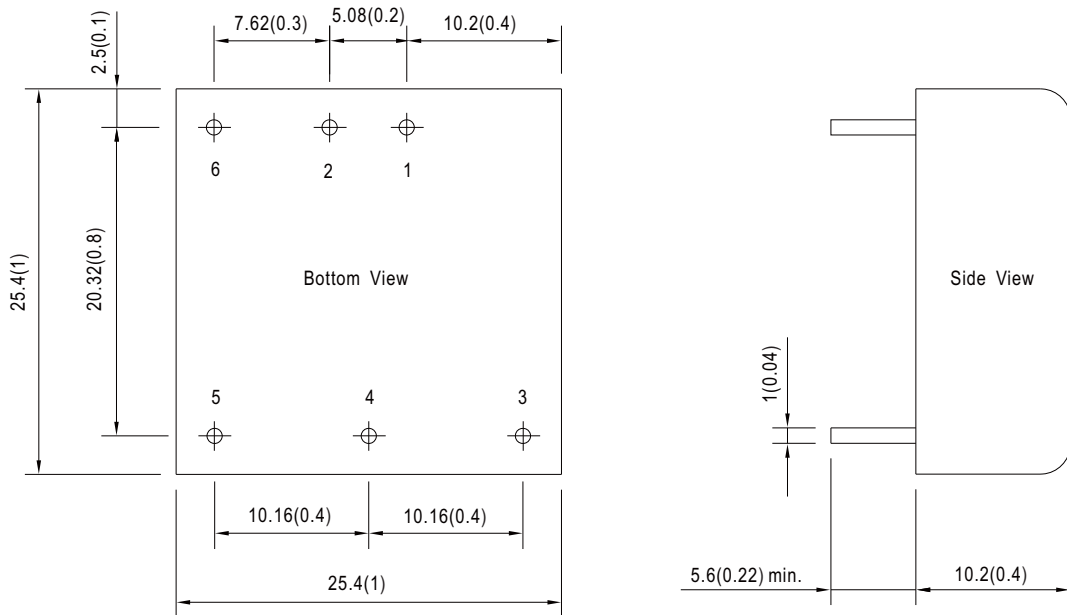


Figure 2. Trim-down Voltage Setup

## Mechanical Specification

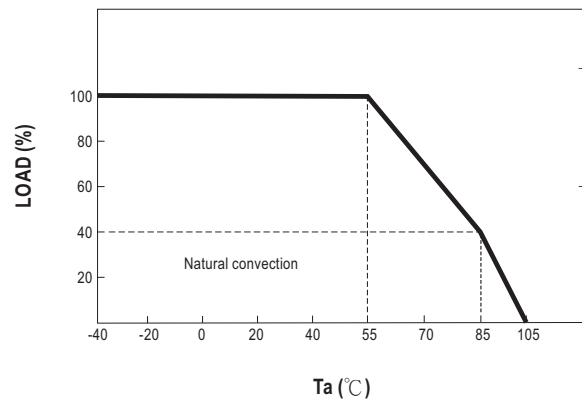
- All dimensions in mm(inch)
- Tolerance: x.x  $\pm$  1mm(x.xx  $\pm$  0.25")
- Pin size is 1  $\pm$  0.1mm (0.04"  $\pm$  0.004")



## Plug Assignment

Pin No.	Pin-Out	
	SKMW30 (Single output)	DKMW30 (Dual output)
1	+Vin	+Vin
2	-Vin	-Vin
3	+Vout	+Vout
4	Trim	Common
5	-Vout	-Vout
6	R.C.	R.C.

## Derating Curve



## Installation Manual

Please refer to : <http://www.meanwell.com/manual.html>

## X-ON Electronics

Largest Supplier of Electrical and Electronic Components

*Click to view similar products for [Isolated DC/DC Converters](#) category:*

*Click to view products by [Mean Well](#) manufacturer:*

Other Similar products are found below :

[ESM6D044440C05AAQ](#) [FMD15.24G](#) [PSL486-7LR](#) [PSR152.5-7IR](#) [Q48T30020-NBB0](#) [AVO240-48S12B-6L](#) [AVO250-48S28B-6L](#) [NAN-0505](#) [HW-L16D](#) [JAHW100Y1](#) [217-1617-001](#) [22827](#) [SPB05C-12](#) [SQ24S15033-PS0S](#) [18952](#) [19-130041](#) [CE-1003](#) [CE-1004](#) [GQ2541-7R](#) [PSE1000DCDC-12V](#) [RDS180245](#) [MAU228](#) [419-2065-201](#) [449-2075-101](#) [TME 0303S](#) [TME 0505S](#) [TME 1205S](#) [TME 1212S](#) [TME 2405S](#) [TME 2412S](#) [V300C24C150BG](#) [419-2062-200](#) [419-2063-401](#) [419-2067-101](#) [419-2067-501](#) [419-2068-001](#) [DCG40-5G](#) [DFC15U48D15](#) [449-2067-000](#) [XGS-0512](#) [XGS-1205](#) [XGS-1212](#) [XGS-2412](#) [XGS-2415](#) [XKS-1215](#) [033456](#) [NCT1000N040R050B](#) [SPB05B-15](#) [SPB05C-15](#) [TME 0509S](#)