


# DTPU POWER INDUCTORS



## APPLICATIONS:

DTPU chokes are used as an energy storage chokes. They are wound on toroidal iron powder cores with distributed air gap.

## ORDERING CODE:

DTPU - 12 / 10 / 2,2-V

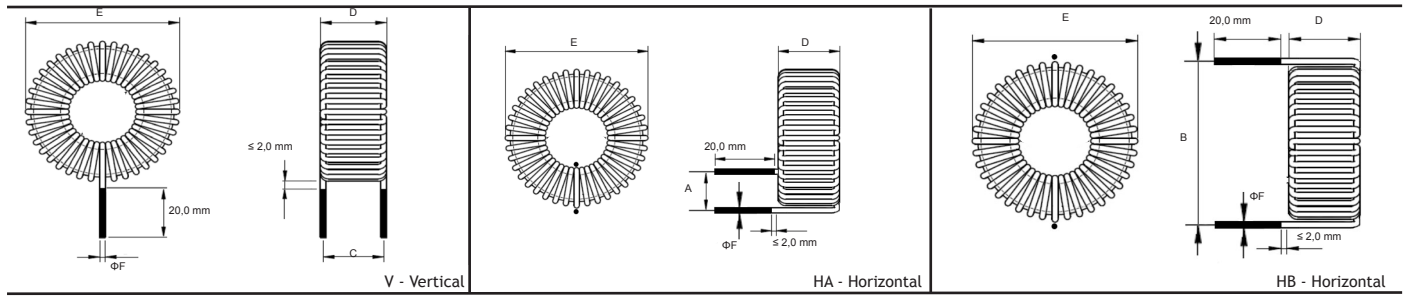
mounting: V - vertical, H - horizontal, BV - base vertical, CV - case vertical, CH - case horizontal  
 rated current in Amps  
 inductance in  $\mu\text{H}$  @  $I_{DC} = 0\text{A}$   
 core outer diameter  
 product symbol

## ELECTRICAL PROPERTIES:

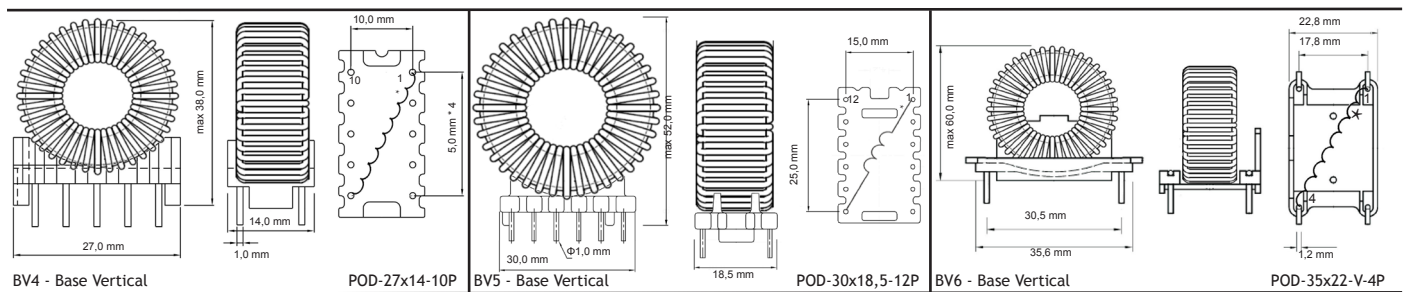
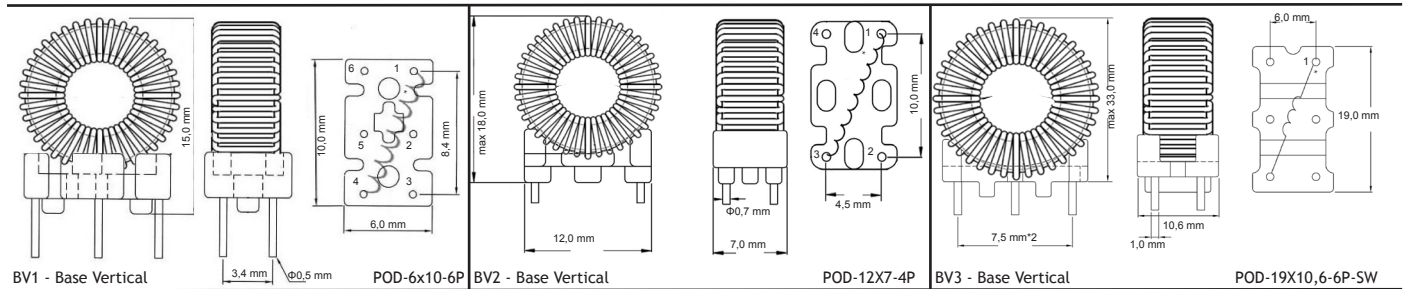
Part number	$L@I_{max}$ [ $\mu\text{H}$ ]	$I_{max}$ [A]	$L_0$ [ $\mu\text{H}$ ]	RDC [ $\Omega$ ]	Min. energia mag. [ $\mu\text{J}$ ]
DTPU022A0.5	22	0.5	23	0,049	2,7
DTPU022A1	22	1	24	0,300	11
DTPU022A3	22	3	34	0,050	99
DTPU022A5	22	5	29	0,022	275
DTPU022A10	22	10	27	0,011	1100
DTPU033A0.5	33	0.5	34	0,058	4,1
DTPU033A1	33	1	37	0,052	16,5
DTPU033A3	33	3	49	0,038	149
DTPU033A5	33	5	48	0,036	413
DTPU033A10	33	10	45	0,013	1650
DTPU047A0.5	47	0.5	53	0,081	5,6
DTPU047A1	47	1	53	0,063	23,5
DTPU047A3	47	3	75	0,048	212
DTPU047A5	47	5	82	0,043	588
DTPU047A10	47	10	60	0,011	2350
DTPU068A0.5	68	0.5	74	0,114	8,5
DTPU068A1	68	1	80	0,077	34
DTPU068A3	68	3	92	0,060	306
DTPU068A5	68	5	137	0,055	850
DTPU068A10	68	10	89	0,042	3400
DTPU100A0.5	100	0.5	109	0,140	12,5
DTPU100A1	100	1	127	0,097	50
DTPU100A3	100	3	157	0,800	458
DTPU100A5	100	5	172	0,059	1250
DTPU100A10	100	10	152	0,044	5000
DTPU150A0.5	150	0.5	167	0,173	18,8
DTPU150A1	150	1	127	0,123	75
DTPU150A3	150	3	256	0,107	675
DTPU150A5	150	5	221	0,094	1875
DTPU150A10	150	10	241	0,026	7500

Part number	$L@I_{max}$ [ $\mu\text{H}$ ]	$I_{max}$ [A]	$L_0$ [ $\mu\text{H}$ ]	RDC [ $\Omega$ ]	Min. energia mag. [ $\mu\text{J}$ ]
DTPU220A0.5	220	0.5	258	0,215	27,5
DTPU220A1	220	1	345	0,196	110
DTPU220A3	220	3	346	0,134	990
DTPU220A5	220	5	381	0,097	2750
DTPU220A10	220	10	294	0,020	11000
DTPU330A0.5	330	0.5	393	0,265	41,3
DTPU330A1	330	1	491	0,193	165
DTPU330A3	330	3	625	0,142	1485
DTPU330A5	330	5	642	0,089	4125
DTPU330A10	330	10	504	0,038	16500
DTPU470A0.5	470	0.5	557	0,322	58,8
DTPU470A1	470	1	601	0,180	235
DTPU470A3	470	3	727	0,187	2115
DTPU470A5	470	5	893	0,053	5875
DTPU470A10	470	10	627	0,033	23500
DTPU680A0.5	680	0.5	768	0,356	85
DTPU680A1	680	1	900	0,237	340
DTPU680A3	680	3	1000	0,122	3060
DTPU680A5	680	5	1120	0,064	8500
DTPU680A10	680	10	841	0,037	34000
DTPU1000A0.5	1000	0.5	1200	0,349	125
DTPU1000A1	1000	1	1619	0,426	500
DTPU1000A3	1000	3	1480	0,135	4500
DTPU1000A5	1000	5	1940	0,085	12500
DTPU1000A10	1000	10	1370	0,047	50000

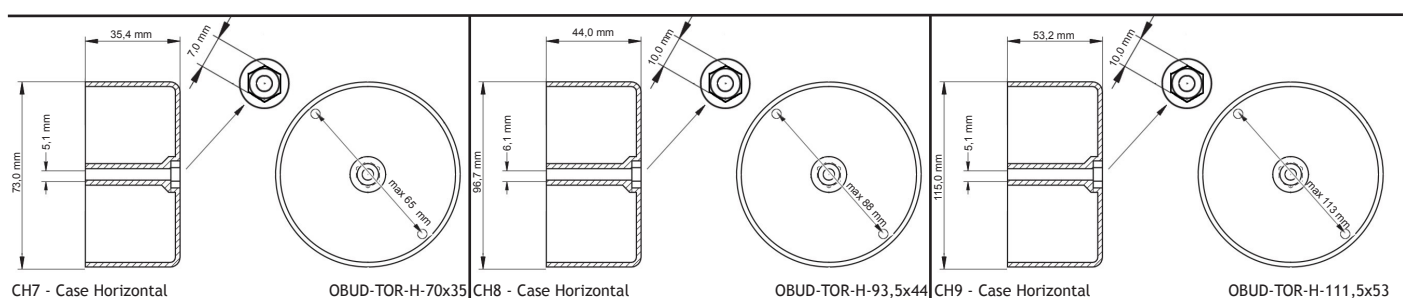
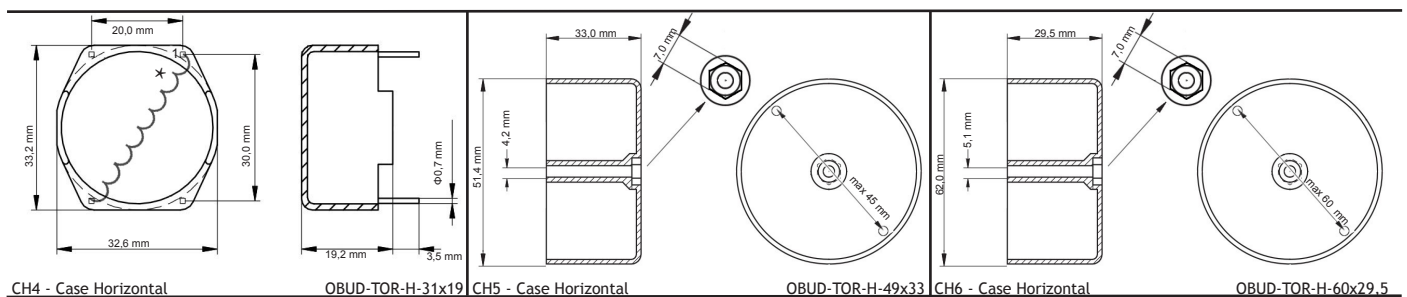
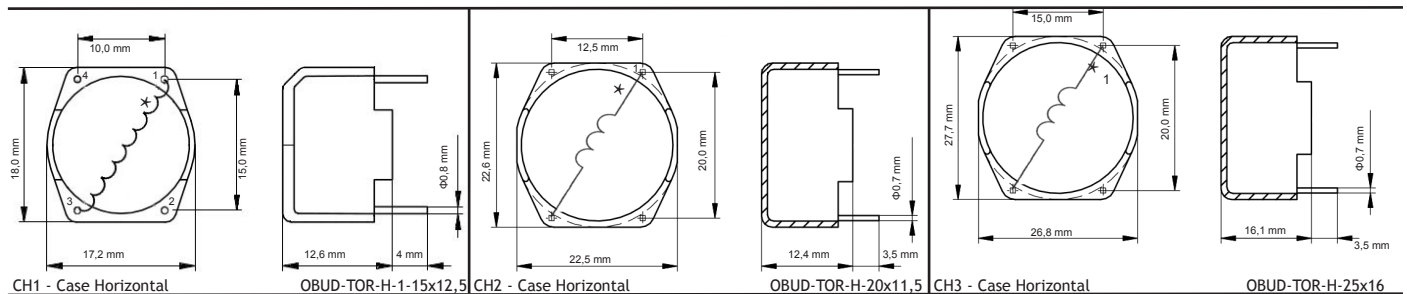
## DIMENSIONS:



## DIMENSIONS - Base Vertical versions:

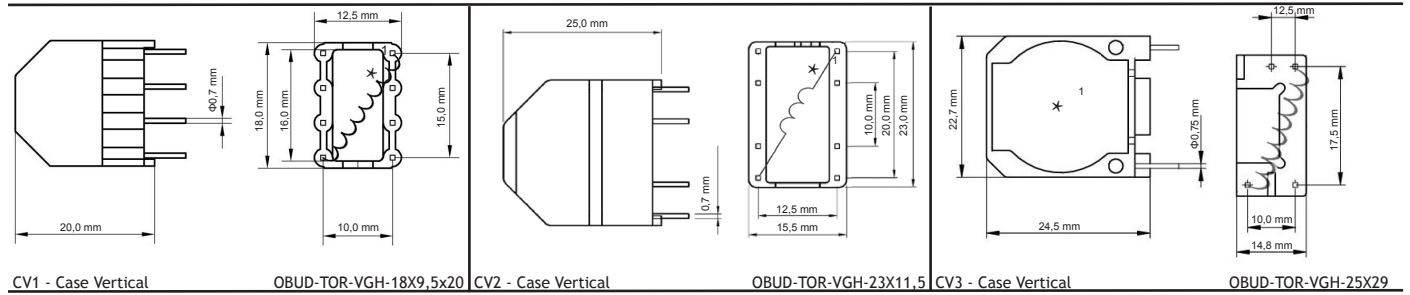


## DIMENSIONS - Case Horizontal versions:



info@feryster.pl

**DIMENSIONS - Case Vertical versions:**



**DIMENSIONS - KM versions:**



Part number	Dimensions ( $\pm 10\%$ )						Mounting version						
	A [mm]	B [mm]	C [mm]	D [mm]	E [mm]	F [mm]	V	HA	HB	BV	CV	CH	KM
DTPU022A0.5	4	10	5	5	10	0,35	✓	✓	✓	BV1	-	-	-
DTPU022A1	5	15	7	7	15	0,53	✓	✓	✓	BV2	CV1	CH1	-
DTPU022A3	5	15	8	8	14	0,5	✓	✓	✓	BV2	CV1	CH2	-
DTPU022A5	14	27	13	12	27	0,8	✓	✓	✓	BV3	CV4	CH4	-
DTPU022A10	14	44	15	16	44	1,4	✓	✓	✓	BV5	CV5	-	-
DTPU033A0.5	5	12	7	6	11	0,35	✓	✓	✓	BV1	-	-	-
DTPU033A1	5	15	8	8	14	0,5	✓	✓	✓	BV2	CV1	CH2	-
DTPU033A3	7	20	9	8	19	0,63	✓	✓	✓	BV3	CV2	CH2	KM-3
DTPU033A5	8	26	12	12	25	0,71	✓	✓	✓	BV3	CV4	CH4	-
DTPU033A10	14	44	15	15	44	1,3	✓	✓	✓	BV5	CV5	-	-
DTPU047A0.5	5	12	7	7	11	0,35	✓	✓	✓	BV1	-	-	-
DTPU047A1	5	15	8	8	14	0,5	✓	✓	✓	BV2	CV1	CH2	-
DTPU047A3	7	20	9	8	20	0,63	✓	✓	✓	BV3	CV2	CH2	KM-3
DTPU047A5	8	26	12	12	25	0,75	✓	✓	✓	BV3	CV4	CH4	-
DTPU047A10	17	52	23	22	53	1,4	✓	✓	✓	BV6	CV6	CH5	-
DTPU068A0.5	5	15	7	6	15	0,35	✓	✓	✓	BV2	CV1	CH1	-
DTPU068A1	5	15	8	8	14	0,5	✓	✓	✓	BV2	CV1	CH2	-
DTPU068A3	8	26	12	12	25	0,63	✓	✓	✓	BV3	CV3	CH3	-
DTPU068A5	8	27	12	12	26	0,75	✓	✓	✓	BV3	CV4	CH4	-
DTPU068A10	17	52	23	21	50	0,9	✓	✓	✓	BV6	CV6	CH5	-
DTPU100A0.5	5	15	8	8	14	0,4	✓	✓	✓	BV2	CV1	CH2	-
DTPU100A1	5	15	8	8	14	0,5	✓	✓	✓	BV2	CV1	CH2	-
DTPU100A3	8	26	12	12	25	0,8	✓	✓	✓	BV3	CV3	CH3	-
DTPU100A5	11	31	13	13	30	0,8	✓	✓	✓	BV4	CV4	CH4	KM-5
DTPU100A10	17	52	23	21	50	1,0	✓	✓	✓	BV6	CV6	CH5	-
DTPU150A0.5	5	15	8	8	15	0,4	✓	✓	✓	BV2	CV1	CH2	-
DTPU150A1	5	15	8	9	15	0,5	✓	✓	✓	BV2	CV1	CH2	-
DTPU150A3	8	26	12	12	25	0,63	✓	✓	✓	BV3	CV3	CH3	-
DTPU150A5	14	43	14	13	41	0,71	✓	✓	✓	BV5	CV5	-	-
DTPU150A10	20	65	35	30	64	1,7	✓	✓	✓	-	CV7	-	-
DTPU220A0.5	5	15	8	9	15	0,4	✓	✓	✓	BV2	CV1	CH2	-
DTPU220A1	5	15	8	9	15	0,45	✓	✓	✓	BV2	CV1	CH2	-
DTPU220A3	11	31	13	13	29	0,63	✓	✓	✓	BV4	CV4	CH4	KM-5
DTPU220A5	13	43	15	13	41	0,8	✓	✓	✓	BV5	CV5	-	-
DTPU220A10	22	88	35	31	84	2,1	✓	✓	✓	-	CV8	-	-
DTPU330A0.5	6	15	9	9	15	0,4	✓	✓	✓	BV2	CV1	CH2	-
DTPU330A1	7	20	9	9	20	0,5	✓	✓	✓	BV3	CV2	CH2	KM-3
DTPU330A3	11	31	13	14	30	0,71	✓	✓	✓	BV4	CV4	-	KM-5
DTPU330A5	14	45	20	19	44	1,0	✓	✓	✓	BV5	CV5	-	-
DTPU330A10	22	88	35	30	84	1,7	✓	✓	✓	-	CV8	-	-
DTPU470A0.5	7	20	9	9	20	0,4	✓	✓	✓	BV3	CV2	CH2	KM-3
DTPU470A1	8	26	12	12	27	0,6	✓	✓	✓	BV3	CV4	CH4	-
DTPU470A3	13	43	14	14	42	0,67	✓	✓	✓	BV5	CV5	-	-
DTPU470A5	20	58	21	21	58	1,4	✓	✓	✓	BV6	CV6	CH5	-
DTPU470A10	33	113	45	40	110	2,0	✓	✓	✓	-	CV9	-	-
DTPU680A0.5	9	20	9	9	21	0,35	✓	✓	✓	BV3	CV2	CH2	KM-3
DTPU680A1	8	27	12	11	26	0,53	✓	✓	✓	BV3	CV4	CH4	-
DTPU680A3	15	45	20	19	45	0,9	✓	✓	✓	BV5	CV5	-	-
DTPU680A5	20	65	35	31	58	1,4	✓	✓	✓	-	CV6	-	-
DTPU680A10	32	110	75	75	110	2,0	✓	✓	✓	-	-	-	-
DTPU1000A0.5	14	26	13	12	26	0,5	✓	✓	✓	BV3	CV4	CH4	-
DTPU1000A1	8	25	12	13	26	0,5	✓	✓	✓	BV3	CV4	CH4	-
DTPU1000A3	17	52	23	22	52	1,0	✓	✓	✓	BV6	CV6	CH5	-
DTPU1000A5	20	65	35	32	65	1,5	✓	✓	✓	-	CV7	-	-
DTPU1000A10	32	110	75	75	110	2,0	✓	✓	✓	-	-	-	-

**CHARACTERISTICS:**

