

HF115F-I (JQX-115F-I)

MINIATURE HIGH POWER RELAY



File No.:E134517



File No.:116934



File No.:CQC02001001951



Features

- High inrush: TV-5 80A (at 125VAC)
- Low height: 15.7 mm
- 5kV dielectric strength (between coil and contacts)
- Creepage distance: 10mm
- VDE0435/0631/0700/0860
- Product in accordance to IEC 60335-1 available
- Sockets available
- Wash tight and flux proofed types available
- Environmental friendly product (RoHS compliant)
- Outline Dimensions: (29.0 x 12.7 x 15.7) mm

CONTACT DATA

Contact arrangement	1A
Contact resistance	100mΩ (at 1A 6VDC)
Contact material	AgSnO ₂ , AgSnO ₂ In ₂ O ₃
Contact rating	16A 250VAC (3 x 10 ⁴ OPS)
Inrush rating (at 125VAC)	TV-5 80A (2.5 x 10 ⁴ OPS)
Max. switching voltage	440VAC / 125VDC
Max. switching current	16A
Max. switching power	4000VA
Mechanical endurance	1 x 10 ⁷ OPS
Electrical endurance	1 x 10 ⁵ OPS (See approval reports for more details)

CHARACTERISTICS

Insulation resistance	1000MΩ (at 500VDC)	
Dielectric strength	Between coil & contacts	5000VAC 1min
	Between open contacts	1000VAC 1min
Surge voltage (between coil & contacts)	10kV (1.2X50μs)	
Operate time (at nomi. volt.)	15ms max.	
Release time (at nomi. volt.)	8ms max.	
Temperature rise (at nomi. volt.)	55K max.	
Shock resistance	Functional	100m/s ² (10g)
	Destructive	1000m/s ² (100g)
Vibration resistance	10Hz to 150Hz 20g	
Humidity	35% to 85% RH	
Ambient temperature	-40°C to 85°C	
Termination	PCB	
Unit weight	Approx. 13.5g	
Construction	Wash tight, Flux proofed	

Notes: The data shown above are initial values.

COIL

Coil power	400mW
------------	-------

COIL DATA

at 23°C

Nominal Voltage VDC	Pick-up Voltage VDC	Drop-out Voltage VDC	Max. Allowable Voltage VDC	Coil Resistance Ω
5	3.50	0.5	7.5	62 x (1±10%)
6	4.20	0.6	9.0	90 x (1±10%)
9	6.30	0.9	13.5	202 x (1±10%)
12	8.40	1.2	18	360 x (1±10%)
18	12.6	1.8	27	810 x (1±10%)
24	16.8	2.4	36	1440 x (1±10%)
48	33.6	4.8	72	5760 x (1±15%)
60	42.0	6.0	90	7500 x (1±15%)
110	77.0	11.0	165	25200 x (1±15%)

SAFETY APPROVAL RATINGS

UL&CUR	1H(S)3A	16A 250VAC at 40°C
VDE	1H(S)3A	16A 250VAC at 85°C

Notes: Only some typical ratings are listed above. If more details are required, please contact us.



ISO9001、ISO/TS16949、ISO14001、OHSAS18001 CERTIFIED

2007 Rev. 2.00

ORDERING INFORMATION

HF115F-I / 012 -1H S 3 A (XXX)	
Type ¹⁾	HF115F-I JQX-115F-I (Old type)
Coil voltage	5, 6, 9, 12, 18, 24, 48, 60, 110VDC
Contact arrangement	1H: 1 Form A
Construction ²⁾	S: Wash tight Nil: Flux proofed
Version	3: 5.0mm
Contact material	A: AgSnO ₂ Nil: AgSnO ₂ In ₂ O ₃
Customer special code ³⁾	Only for special requirements, e.g. (555) stands for RoHS compliant

Notes: 1) We have now gradually updated our ordering information. We suggest new type should be selected. If necessary, old type can be kept for some period for the old customers.

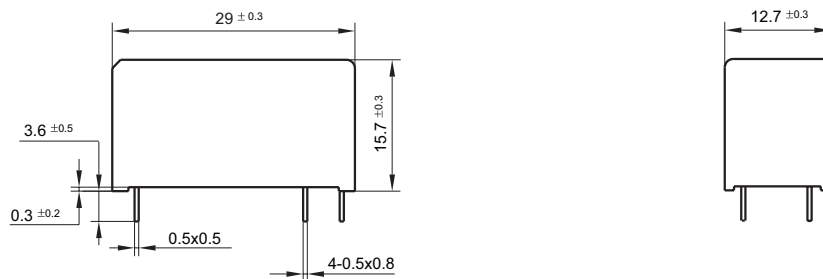
2) Under the ambience with dangerous gas like H₂S, SO₂ or NO₂, wash tight type is recommended; please test the relay in real applications. If the ambience allows, flux proofed is preferentially recommended.

3) HF115F-I is an environmental friendly product. Please mark a special code (555) when ordering.

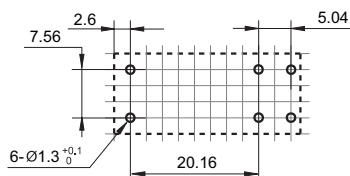
OUTLINE DIMENSIONS, WIRING DIAGRAM AND PC BOARD LAYOUT

Unit: mm

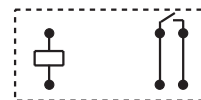
Outline Dimensions



PCB Layout
(Bottom view)



Wiring Diagram
(Bottom view)



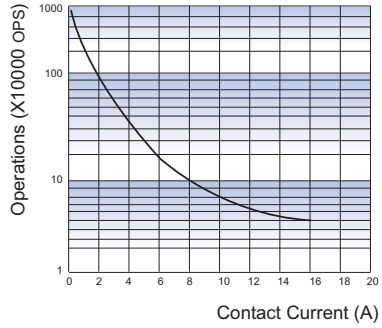
Remark: 1) In case of no tolerance shown in outline dimension: outline dimension ≤ 1 mm, tolerance should be ± 0.2 mm; outline dimension > 1 mm and ≤ 5 mm, tolerance should be ± 0.3 mm; outline dimension > 5 mm, tolerance should be ± 0.4 mm.

2) The tolerance without indicating for PCB layout is always ± 0.1 mm.

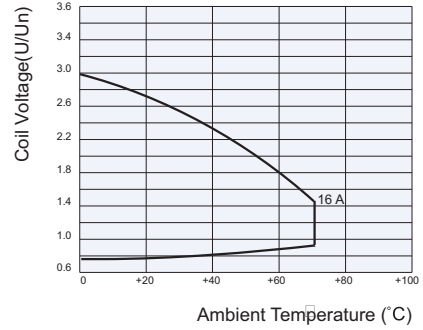
3) The width of the gridding is 2.52mm.

CHARACTERISTIC CURVES

ENDURANCE CURVE



COIL OPERATING RANGE (DC)



Disclaimer

This datasheet is for the customers' reference. All the specifications are subject to change without notice.

We could not evaluate all the performance and all the parameters for every possible application. Thus the user should be in a right position to choose the suitable product for their own application. If there is any query, please contact Hongfa for the technical service. However, it is the user's responsibility to determine which product should be used only.

© Xiamen Hongfa Electroacoustic Co., Ltd. All rights of Hongfa are reserved.

X-ON Electronics

Largest Supplier of Electrical and Electronic Components

Click to view similar products for [General Purpose Relays](#) category:

Click to view products by [Hongfa](#) manufacturer:

Other Similar products are found below :

[APF30318](#) [JVN1AF-4.5V-F](#) [PCN-105D3MHZ](#) [5JO-10000S-SIL](#) [5JO-1000CD-SIL](#) [5JO-400CD-SIL](#) [LY2S-AC220/240](#) [LYQ20DC12](#)
[6031007G](#) [6131406HQ](#) [6-1393099-3](#) [6-1393099-8](#) [6-1393122-4](#) [6-1393123-2](#) [6-1393767-1](#) [6-1393843-7](#) [6-1415012-1](#) [6-1419102-2](#) [6-1423698-4](#) [6-1608051-6](#) [6-1608067-0](#) [6-1616170-6](#) [6-1616248-2](#) [6-1616282-3](#) [6-1616348-2](#) [6-1616350-1](#) [6-1616350-8](#) [6-1616358-7](#) [6-1616359-9](#) [6-1616360-9](#) [6-1616931-6](#) [6-1617039-1](#) [6-1617052-1](#) [6-1617090-2](#) [6-1617090-5](#) [6-1617347-5](#) [6-1617353-3](#) [6-1617801-8](#) [6-1617802-2](#) [6-1618107-9](#) [6-1618248-4](#) [M83536/1-027M](#) [CX-4014](#) [MAHC-5494](#) [MAVCD-5419-6](#) [703XCX-120A](#) [7-1393100-5](#) [7-1393111-7](#)
[7-1393144-5](#) [7-1393767-8](#)