

HF33F

SUBMINIATURE INTERMEDIATE POWER RELAY



File No.:E134517



File No.:125661



File No.:CQC12002076530



Features

- 10A switching capability
- Creepage distance: 8mm (coil & contacts)
- Clearance distance: NO type 4.5mm, NC type 4mm
- 1 Form A and 1 Form C configurations
- Subminiature, standard PCB layout
- Plastic sealed and flux proofed types available
- UL insulation system: Class F
- Product in accordance to IEC 60335-1 available
- Environmental friendly product (RoHS compliant)
- Outline Dimensions: (20.5 x 10.2 x 15.3) mm

CONTACT DATA

Contact arrangement	1A, 1C		
Contact resistance	100mΩ max.(at 1A 24VDC)		
Contact material	AgSnO ₂ , AgNi, AgCdO		
Contact rating (Res. load)	1A	1C	
	5A 250VAC 5A 30VDC 10A 125VAC	5A 250VAC 5A 30VDC 10A 125VAC	3A 250VAC 3A 30VDC
Max. switching current	10A	3A	
Max. switching power	1250VA / 150W	750VA / 90W	
Max. switching voltage	250VAC / 30VDC		
Mechanical endurance	5 x 10 ⁶ OPS		
Electrical endurance	H type:1 x 10 ⁵ OPS (5A 250VAC, Resistive load, Room temp., 1s on 9s off)		
	Z type:1 x 10 ⁵ OPS (NO:5A/NC:3A 250VAC, Resistive load, Room temp., 1.5s on 1.5s off)		

CHARACTERISTICS

Insulation resistance	1000MΩ (at 500VDC)	
Dielectric strength	Between coil & contacts	4000VAC 1min
	Between open contacts	1000VAC 1min
Operate time (at nomi. volt.)	8ms max.	
Release time (at nomi. volt.)	5ms max.	
Ambient temperature	-40°C to 70°C	
Humidity	5% to 85% RH	
Shock resistance	Functional	98m/s ²
	Destructive	980m/s ²
Vibration resistance	10Hz to 55Hz 1.6mm DA	
Termination	PCB	
Unit weight	Approx. 7g	
Construction	Plastic sealed, Flux proofed	

Notes: 1) The data shown above are initial values.

COIL

Coil power	Standard: Approx. 450mW; Sensitive: Approx. 200mW
------------	--

COIL DATA

at 23°C

Standard Type

Nominal Voltage VDC	Pick-up Voltage VDC max.	Drop-out Voltage VDC min.	Max. Voltage VDC *	Coil Resistance Ω
3	2.25	0.15	3.9	20 x (1±10%)
5	3.75	0.25	6.5	55 x (1±10%)
6	4.50	0.30	7.8	80 x (1±10%)
9	6.75	0.45	11.7	180 x (1±10%)
12	9.00	0.60	15.6	320 x (1±10%)
18	13.5	0.90	23.4	720 x (1±10%)
24	18.0	1.20	31.2	1280 x (1±10%)
48	36.0	2.40	62.4	5120 x (1±10%)

Sensitive type (Only for 1 Form A)

Nominal Voltage VDC	Pick-up Voltage VDC max.	Drop-out Voltage VDC min.	Max. Voltage VDC *	Coil Resistance Ω
3	2.25	0.15	4.5	45 x (1±10%)
5	3.75	0.25	7.5	125 x (1±10%)
6	4.50	0.30	9.0	180 x (1±10%)
9	6.75	0.45	13.5	400 x (1±10%)
12	9.00	0.60	18.0	720 x (1±10%)
18	13.5	0.90	27.0	1600 x (1±10%)
24	18.0	1.20	36.0	2800 x (1±10%)
48	36.0	2.40	72.0	11520 x (1±10%)

Notes: *Maximum voltage refers to the maximum voltage which relay coil could endure in a short period of time.



HONGFA RELAY

ISO9001, ISO/TS16949, ISO14001, OHSAS18001, IECQ QC 080000 CERTIFIED

2016 Rev. 1.00

SAFETY APPROVAL RATINGS

UL/CUL	1 Form A	AgCdO	5A 250VAC/30VDC at 40°C 8A 250VAC at 40°C 10A 125VAC at 40°C 10A 277VAC COSØ =0.4 at 40°C 1/10HP 125VAC, 1/6HP 250VAC at 40°C
		AgNi	5A 250VAC/30VDC at 70°C 8A 250VAC at 70°C 10A 125VAC at 70°C 10A 277VAC COSØ =0.4 at 70°C 1/10HP 125VAC, 1/6HP 250VAC at 70°C
		AgSnO ₂	5A 250VAC/30VDC at 70°C 10A 125VAC at 70°C
	1 Form C	AgCdO	3A 250VAC at 40°C 3A 30VDC at 40°C
		AgNi AgSnO ₂	3A 250VAC at 70°C 3A 30VDC at 70°C
	VDE	1 Form A	AgNi
AgCdO			5A 250VAC at 70°C*
AgSnO ₂			5A 250VAC at 70°C
1 Form C		AgCdO AgNi	NC: 3A 250VAC at 70°C*

- Notes: 1) *The vent hole is kept open during load approval:
 2) For AgSnO₂ Contact type, the vent-hole cover should be excised.
 3) All values unspecified are at room temperature.
 4) Only typical loads are listed above. Other load specifications can be available upon request.

ORDERING INFORMATION

Type	HF33F / 012 -H S L 3 G F (XXX)
Coil voltage	3, 5, 6, 9, 12, 18, 24, 48VDC
Contact arrangement	H: 1 Form A Z: 1 Form C
Construction ¹⁾	S: Plastic sealed Nil: Flux proofed
Coil power	L: Sensitive (Only for 1 Form A) Nil: Standard
Contact material	T: AgSnO ₂ 3: AgNi Nil: AgCdO
Contact plating	G: Gold plated Nil: No gold plated
Insulation standard	F: Class F
Special code ³⁾	XXX: Customer special requirement Nil: Standard

- Notes: 1) Under the ambience with dangerous gas like H₂S, SO₂ or NO₂, plastic sealed type is recommended; Please test the relay in real applications. If the ambience allows, flux proofed type is preferentially recommended.
 2) Contact is recommended for suitable condition and specifications if water cleaning or surface process is involved in assembling relays on PCB.
 3) The customer special requirement express as special code after evaluating by Hongfa.

OUTLINE DIMENSIONS, WIRING DIAGRAM AND PC BOARD LAYOUT

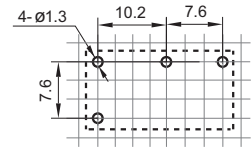
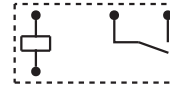
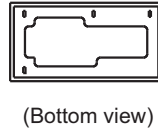
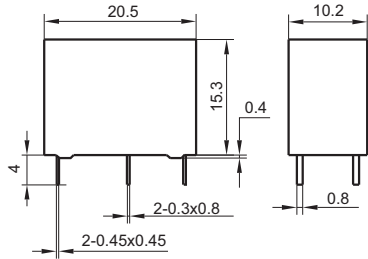
Unit: mm

Outline Dimensions

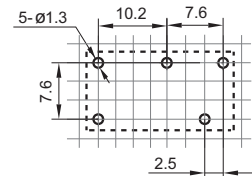
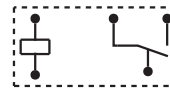
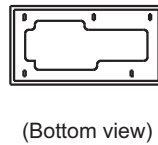
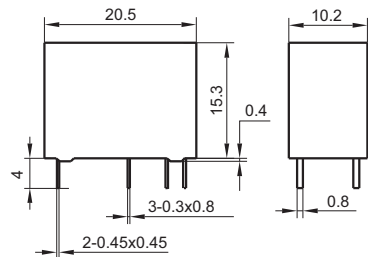
Wiring Diagram (Bottom view)

PCB Layout (Bottom view)

1 Form A



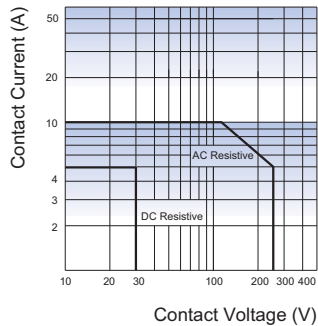
1 Form C



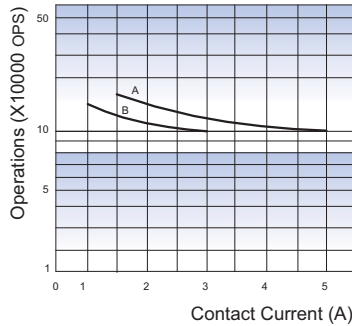
- Remark: 1) In case of no tolerance shown in outline dimension: outline dimension $\leq 1\text{mm}$, tolerance should be $\pm 0.2\text{mm}$; outline dimension $> 1\text{mm}$ and $\leq 5\text{mm}$, tolerance should be $\pm 0.3\text{mm}$; outline dimension $> 5\text{mm}$, tolerance should be $\pm 0.4\text{mm}$.
 2) The tolerance without indicating for PCB layout is always $\pm 0.1\text{mm}$.
 3) The width of the gridding is 2.54mm.

CHARACTERISTIC CURVES

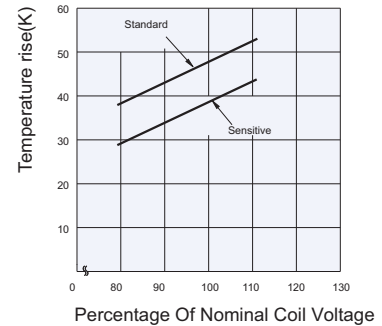
MAXIMUM SWITCHING POWER



ENDURANCE CURVE



COIL TEMPERATURE RISE



Notes:

- Curve A: NO contact
Curve B: NC contact
- Test conditions:
Curve A: NO, Resistive load, Room temp., flux proofed, 250VAC/30VDC, 1s on 9s off
Curve B: NC, Resistive load, Room temp., flux proofed, 250VAC/30VDC, 1s on 9s off

Notes:

- Standard: 5A at 70°C
 Sensitive: 5A at 70°C
 Mounting distance: 10mm

Disclaimer

The specification is for reference only. See to "Terminology and Guidelines" for more information. Specifications subject to change without notice. We could not evaluate all the performance and all the parameters for every possible application. Thus the user should be in a right position to choose the suitable product for their own application. If there is any query, please contact Hongfa for the technical service. However, it is the user's responsibility to determine which product should be used only.

X-ON Electronics

Largest Supplier of Electrical and Electronic Components

Click to view similar products for [General Purpose Relays](#) category:

Click to view products by [Hongfa](#) manufacturer:

Other Similar products are found below :

[APF30318](#) [JVN1AF-4.5V-F](#) [PCN-105D3MHZ](#) [5JO-10000S-SIL](#) [5JO-1000CD-SIL](#) [5JO-400CD-SIL](#) [LY2S-AC220/240](#) [LYQ20DC12](#)
[6031007G](#) [6131406HQ](#) [6-1393099-3](#) [6-1393099-8](#) [6-1393122-4](#) [6-1393123-2](#) [6-1393767-1](#) [6-1393843-7](#) [6-1415012-1](#) [6-1419102-2](#) [6-](#)
[1423698-4](#) [6-1608051-6](#) [6-1608067-0](#) [6-1616170-6](#) [6-1616248-2](#) [6-1616282-3](#) [6-1616348-2](#) [6-1616350-1](#) [6-1616350-8](#) [6-1616358-7](#) [6-](#)
[1616359-9](#) [6-1616360-9](#) [6-1616931-6](#) [6-1617039-1](#) [6-1617052-1](#) [6-1617090-2](#) [6-1617090-5](#) [6-1617347-5](#) [6-1617353-3](#) [6-1617801-8](#) [6-](#)
[1617802-2](#) [6-1618107-9](#) [6-1618248-4](#) [M83536/1-027M](#) [CX-4014](#) [MAHC-5494](#) [MAVCD-5419-6](#) [703XCX-120A](#) [7-1393100-5](#) [7-1393111-7](#)
[7-1393144-5](#) [7-1393767-8](#)