



DC COMPONENTS CO., LTD.

RECTIFIER SPECIALISTS

R4000
THRU
R5000

TECHNICAL SPECIFICATIONS OF HIGH VOLTAGE SILICON RECTIFIER

VOLTAGE RANGE - 4000 to 5000 Volts

CURRENT - 0.2 Ampere

FEATURES

- * Low cost
- * Low leakage
- * Low forward voltage drop
- * High current capability

MECHANICAL DATA

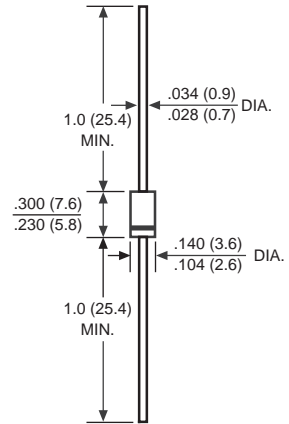
- * Case: Molded plastic
- * Epoxy: UL 94V-0 rate flame retardant
- * Lead: MIL-STD-202E, Method 208 guaranteed
- * Polarity: Color band denotes cathode end
- * Mounting position: Any
- * Weight: 0.38 gram

MAXIMUM RATINGS AND ELECTRICAL CHARACTERISTICS

Rating at 25°C ambient temperature unless otherwise specified
Single phase, half wave 60 HZ, resistive or inductive load.
For capacitive load, derate current by 20%.



DO-15



Dimensions in inches and (millimeters)

	SYMBOL	R4000	R5000	UNITS
Maximum Recurrent Peak Reverse Voltage	VRRM	4000	5000	Volts
Maximum RMS Volts	VRMS	2800	3500	Volts
Maximum DC Blocking Voltage	VDC	4000	5000	Volts
Maximum Average Forward Rectified Current at TA = 50°C	IO	200		mAmps
Peak Forward Surge Current, 8.3 ms single half sine-wave superimposed on rated load (JEDEC Method)	IFSM	30		Amps
Maximum Instantaneous Forward Voltage at 0.5A/0.2A DC	VF	5.0		Volts
Maximum DC Reverse Current at Rated DC Blocking Voltage	IR	@ TA = 25°C	5.0	uAmps
		@ TA = 100°C	100	
Maximum Full Load Reverse Current Average, Full Cycle .375" (9.5mm) lead length at TL = 75°C		30		uAmps
Typical Junction Capacitance (Note)	CJ	30		pF
Operating and Storage Temperature Range	TJ, TSTG	-55 to + 175		°C

NOTES : Measured at 1 MHz and applied reverse voltage of 4.0 volts.

RATING AND CHARACTERISTIC CURVES (R4000 THRU R5000)

FIG. 1 - TYPICAL FORWARD CURRENT DERATING CURVE

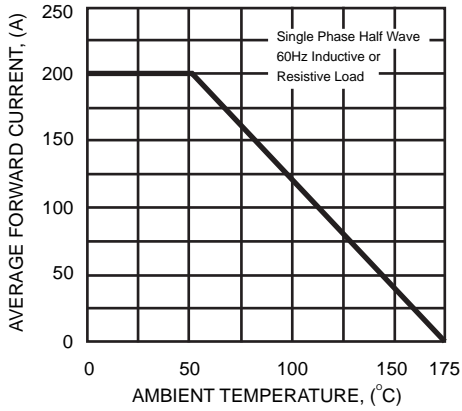


FIG. 2 - MAXIMUM NON-REPETITIVE FORWARD SURGE CURRENT

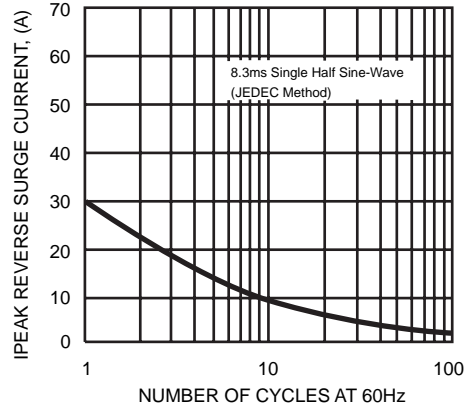
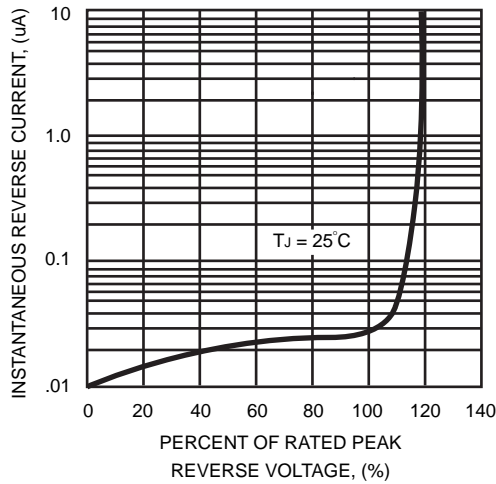


FIG. 3 - TYPICAL REVERSE CHARACTERISTICS



Disclaimer

Any Customer or user of this document or products described herein in such applications shall assume all risks of such use and will agree to hold *DC COMPONENTS* harmless against all damages.

DC COMPONENTS disclaims any and all liability arising out of the application or use of any product, including consequential or incidental damages. Statement regarding the suitability of products for certain types of applications are based on *DC COMPONENTS*'s knowledge of typical requirements that are often placed on *DC COMPONENTS* products in generic applications. Such statements are not binding statements about the suitability of products for a particular application. It is the customer's responsibility to validate that a particular product with the properties described in the product specification is suitable for use in a particular application.

DC COMPONENTS reserve the right to make modifications, enhancements, improvements, corrections or other changes without further notice to this document and any product described herein, and disclaim any and all liability for any errors, inaccuracies or incompleteness contained in any datasheet or in any other disclosure relating to any product. Parameters provided in datasheets and specifications may vary in different applications and performance may vary over time. All operating parameters, including typical parameters, must be validated for each customer application by the customer's technical experts. Product specifications do not expand or otherwise modify *DC COMPONENTS*'s terms and conditions of purchase, including but not limited to the warranty expressed therein.

Unless otherwise in writing, *DC COMPONENTS* products are intended for use as general electronic components in standard applications (eg: Consumer electronic, Computer equipment, Office equipment, etc.), and not recommended for use in a high specific application where a failure or malfunction of the device could result in human injury or death (eg: Aerospace equipment, Submarine cables, Combustion equipment, Safety devices, Life support systems, etc.)

Customers using or selling *DC COMPONENTS* products not expressly indicated for use in such applications do so at their own risk. If customer intended to use *DC COMPONENTS* standard quality grade devices for applications not envisioned by *DC COMPONENTS*, please contact our sales representatives in advance.



DC COMPONENTS CO., LTD.