

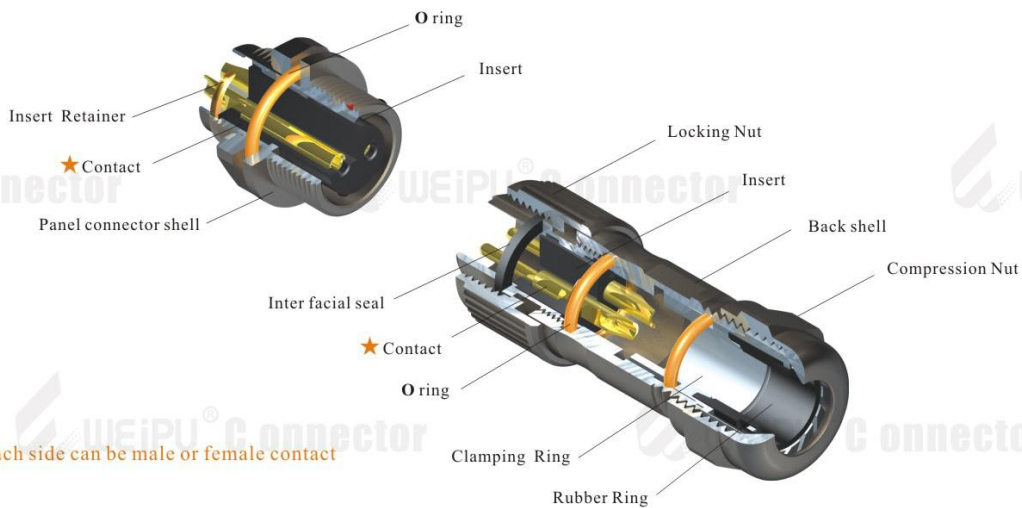


IP67

ST
12



● ST12 IP67 Threaded coupling



Material and spec

Coupling	Threaded coupling
Shell material	Zinc alloy with black nickel plating
Insert material	PPS max temperature 260 °C , fire resistance : V-0
Contact material	Brass with gold plating
Termination	Solder
Cable outer diameter range	5-8mm
IP rating	IP67
Mating cycle	>500
Temperature range	-40C~+85C
Insulation resistance MΩ	2000

ST12 Series IP67

**ST
12**

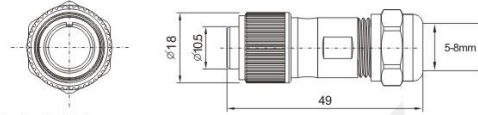


ST1210 / P_

ST1210 / S_

Cable connector

Mate with ST1211, ST1212, ST1213



Number of contact: 2. 3. 4. 5. 6. 7. 9

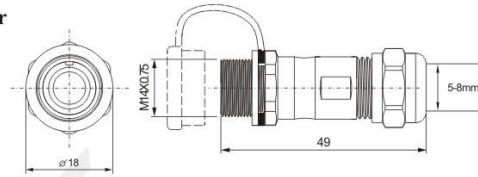


ST1211 / P_

ST1211 / S_

In-line cable connector

Mate with ST1210

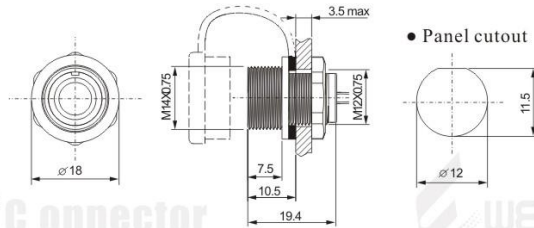


ST1212 / P_

ST1212 / S_

Front mount

Mate with ST1210



Number of contact:
2. 3. 4. 5. 6. 7. 9

• Panel cutout

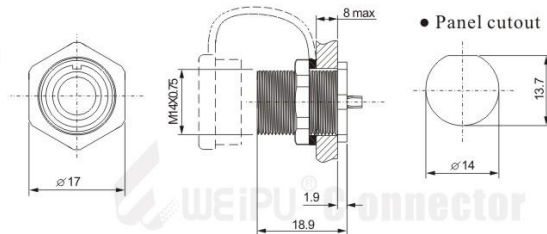


ST1213 / P_

ST1213 / S_

Rear mount

Mate with ST1210



• Panel cutout

● Angled cable connector available (see page 2)

Contact arrangement and spec for solder termination

Number of contact	2	3	4	5	6	7	9
Male contact face view							
Rated current (A)	13A	13A	5A	5A	5A	5A	3A
Contact diameter	∅ 1.6X2	∅ 1.6X3	∅ 1X4	∅ 1X5	∅ 1X6	∅ 1X7	∅ 0.7X9
Rated voltage (AC.V)	250V	250V	200V	180V	125V	125V	125V
Test voltage(AC.V) 1 min	1500V	1500V	1500V	1000V	1000V	1000V	1000V
Contact resistance ^m Ω	2	2	5	5	5	5	10
Wire size mm ² /AWG	≤2/14	≤2/14	≤0.785/18	≤0.785/18	≤0.785/18	≤0.785/18	≤0.785/18