
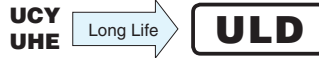


ULD

Miniature sized, Long Life Assurance



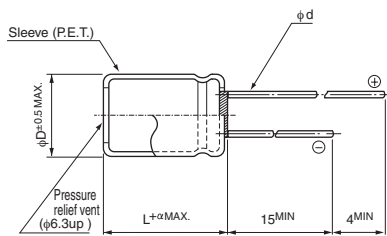
- Long Life product withstanding load life of 10000 to 20000 hours at +105°C.
- Suited for the power supply for LED lighting.
- Compliant to the RoHS directive (2011/65/EU).



Specifications

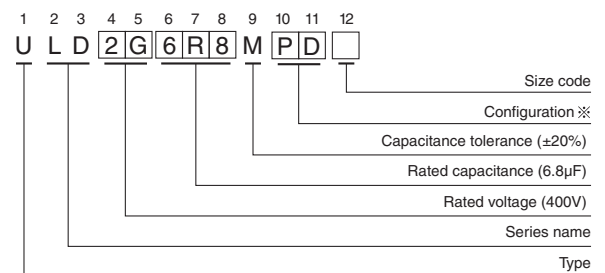
Item	Performance Characteristics	
Category Temperature Range	-25 to +105°C(10 to 100V, 450V), -40 to +105°C(160 to 400V)	
Rated Voltage Range	10 to 450V	
Rated Capacitance Range	1 to 330µF	
Capacitance Tolerance	±20% at 120Hz, 20°C	
Leakage Current	Rated Voltage(V)	10 to 100
	—	After 2 minutes' application of rated voltage at 20°C, leakage current is not more than 0.01CV or 3(µA), whichever is greater.
Tangent of loss angle (tan δ)	Measurement frequency : 120Hz at 20°C	
	Rated voltage (V)	10 16 25 35 50 63 100 160 to 450
Stability at Low Temperature	Measurement frequency : 120Hz	
	Rated voltage (V)	10 16 25-35 50 to 100 160 to 250 400 450
Endurance	Rated Voltage(V)	10 to 100
	—	The specifications listed below shall be met when the capacitors are restored to 20°C after D.C. bias plus rated ripple current is applied for 10000 hours at 105°C, the peak voltage shall not exceed the rated voltage.
Shelf Life	After storing the capacitors under no load at 105°C for 1000 hours and then performing voltage treatment based on JIS C 5101-4 clause 4.1 at 20°C, they shall meet the specified values for the endurance characteristics listed above.	
	Marking	
Printed with white color letter on dark brown sleeve.		

Radial Lead Type



	(mm)							
φD	5	6.3	8	10	12.5	16	18	
P	2.0	2.5	3.5	5.0	5.0	7.5	7.5	
φd	0.5	0.5	0.6	0.6	0.6	0.8	0.8	
α	1.5	1.5	2.0	2.0	2.0	2.0	2.0	

Type numbering system (Example : 400V 6.8µF)



※ Configuration	
φ D	Pb-free leadwire Pb-free PET sleeve
5	DD
6.3	ED
8 · 10	PD
12.5 to 18	HD

- Please refer to page 20 about the end seal configuration.
- Please refer to page 20, 21, 22 about the formed or taped product spec.
- Please refer to page 4 for the minimum order quantity.

ULD

■ Dimensions

Cap	V Code	10		16		25		35		50		63		100	
		1A		1C		1E		1V		1H		1J		2A	
1	010									5×11	25			Case size φD × L (mm)	※
2.2	2R2									5×11	35				
3.3	3R3									5×11	70				
4.7	4R7									5×11	80			5×11	70
6.8	6R8									5×11	80			5×11	70
10	100									5×11	90	5×11	80	6.3×11	150
22	220									5×11	135	6.3×11	170	8×11.5	230
33	330					5×11	130	5×11	130	6.3×11	190	6.3×11	170		
47	470			5×11	130	5×11	130	6.3×11	210	6.3×11	190	8×11.5	240		
100	101	5×11	130	6.3×11	210	6.3×11	210	8×11.5	330	8×11.5	270				
150	151			6.3×11	210	8×11.5	330								
220	221	6.3×11	210	8×11.5	330										
270	271			8×11.5	330										
330	331	8×11.5	330												

※ : Rated ripple (mArms) at 105°C 100kHz

• Frequency coefficient of rated ripple current

Cap.(μF)	Frequency	120Hz	1kHz	10kHz	100kHz
1 to 10μF		0.42	0.60	0.80	1.00
22 to 33μF		0.55	0.75	0.90	1.00
47 to 330μF		0.70	0.85	0.95	1.00

Cap	V Code	160		200		250		400		450	
		2C		2D		2E		2G		2W	
1	010							6.3 × 11	24	Case size φD × L (mm)	※
1.2	1R2							8 × 9	28		
1.5	1R5							6.3 × 11	29		
1.8	1R8					6.3 × 11	33	▲ 8 × 9	30		
1.8	1R8					6.3 × 11	33	8 × 9	33		
2.2	2R2			6.3 × 11	36	6.3 × 11	36	8 × 11.5	40		
2.7	2R7							▲ 8 × 9	33		
2.7	2R7							8 × 11.5	43		
3.3	3R3			6.3 × 11	42	6.3 × 11	42	8 × 11.5	47		
3.9	3R9							▲ 10 × 9	48		
4.7	4R7							10 × 12.5	57		
4.7	4R7			6.3 × 11	49	8 × 9	53	10 × 12.5	61		
5.6	5R6	6.3 × 11	52	6.3 × 11	50	8 × 11.5	62	10 × 12.5	64	10 × 16	58
5.6	5R6			▲ 8 × 9	56						
6.8	6R8	6.3 × 11	55	8 × 9	62	8 × 11.5	68	10 × 16	85	10 × 16	62
8.2	8R2			8 × 9	66	10 × 9	76	10 × 16	88	10 × 20	88
10	100	8 × 9	70	8 × 11.5	80	10 × 12.5	90			10 × 20	92
12	120			10 × 9	88	10 × 12.5	97				
15	150	8 × 11.5	92							12.5 × 20	140
15	150	▲ 10 × 9	95								
18	180			10 × 12.5	113	10 × 16	129				
22	220	10 × 12.5	121							12.5 × 25	240
22	220									▲ 16 × 20	292
27	270			10 × 16	149					16 × 20	305
33	330	10 × 16	158							16 × 25	392
33	330									▲ 18 × 20	312
47	470									18 × 25	480
68	680									18 × 31.5	520

※ : Rated ripple current (mArms) at 105°C 120Hz

▲ : In this case, 6 will be put at 12th digit of type numbering system.

• Frequency coefficient of rated ripple current

Cap.(μF)	Frequency	120Hz	1kHz	10kHz	100kHz or more
1 to 5.6μF		1.00	1.60	1.80	2.00
6.8 to 18μF		1.00	1.50	1.70	1.90
22 to 68μF		1.00	1.40	1.60	1.80

X-ON Electronics

Largest Supplier of Electrical and Electronic Components

Click to view similar products for [Capacitors Aluminium Electrolytic Capacitors - Radial Leaded](#) *category:*

Click to view products by [Nichicon](#) *manufacturer:*

Other Similar products are found below :

[NRC10F5600TRF](#) [BFK3200A230](#) [KC16-11](#) [KC25-11](#) [DE1-D20K11 P7](#) [DE1-D25K11 P7](#) [DE1-D40K12 P7](#) [DE1-D60K12 P7](#)
[UTT1C100MDD](#) [UVR1HR22MDD6TP](#) [UVR1H4R7MDD6TP](#) [UVR1H2R2MDD6TP](#) [UVR1A220MDD6TP](#) [UVR0J330MDD6TP](#)
[UVR0J220MDD6TP](#) [URZ1J220MDD1TD](#) [UCY2W6R8MPD1TD](#) [UCY2G680MHD3TN](#) [UKW2A100MED1TD](#) [UPA1C222MHD3TO](#)
[URZ0J470MDD1TD](#) [URZ1C220MDD1TD](#) [URZ1E4R7MDD1TD](#) [URZ1H4R7MDD1TD](#) [URZ1J330MPD1TD](#) [URZ1V330MDD1TD](#)
[11BF65K00230](#) [11G460](#) [11BF50K00230](#) [11BF80K00230](#) [11G464](#) [UVR0J101MDD6TP](#) [UVR0J470MDD6TP](#) [UVR1A330MDD6TP](#)
[UVR1C330MDD6TP](#) [UVR1E220MDD6TP](#) [UVR1E330MDD6TP](#) [UVR1H3R3MDD6TP](#) [UVR1HR47MDD6TP](#) [UVR1V4R7MDD6TP](#) [ECE-](#)
[A1EKS100](#) [300R102U010GE2E](#) [UVR0J221MDD1TA](#) [UPB2G100MPD1TD](#) [UPM1H560MED1CA](#) [UPW1J4R7MDD1TA](#) [URY2W100MHD](#)
[UVK2GR47MED1TD](#) [ECA-2DHG100B](#) [ECE-A1AKS221I](#)