



URZ Compact & Low-Profile Sized, Wide Temperature Range



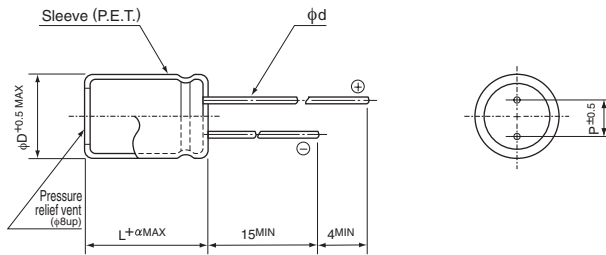
- Very small case sizes same as URS, but operating over wide temperature range of -55 (-40) to $+105^{\circ}\text{C}$.
- Compliant to the RoHS directive (2011/65/EU).



Specifications

Item	Performance Characteristics																																						
Category Temperature Range	-55 to $+105^{\circ}\text{C}$ (6.3 to 100V), -40 to $+105^{\circ}\text{C}$ (160 to 400V)																																						
Rated Voltage Range	6.3 to 400V																																						
Rated Capacitance Range	1 to 10000µF																																						
Capacitance Tolerance	$\pm 20\%$ at 120Hz, 20°C																																						
Leakage Current	<table border="1"> <tr> <th>Rated voltage (V)</th> <th>6.3 to 100</th> <th>160 to 400</th> </tr> <tr> <td>_____</td> <td>After 1 minute's application of rated voltage at 20°C, leakage current is not more than 0.03CV or 4 (μA), whichever is greater. After 2 minutes' application of rated voltage at 20°C, leakage current is not more than 0.01CV or 3 (μA), whichever is greater.</td> <td>After 1 minute's application of rated voltage at 20°C, $I = 0.04\text{CV} + 100$ (μA) or less</td> </tr> </table>	Rated voltage (V)	6.3 to 100	160 to 400	_____	After 1 minute's application of rated voltage at 20°C , leakage current is not more than 0.03CV or 4 (μA), whichever is greater. After 2 minutes' application of rated voltage at 20°C , leakage current is not more than 0.01CV or 3 (μA), whichever is greater.	After 1 minute's application of rated voltage at 20°C , $I = 0.04\text{CV} + 100$ (μA) or less																																
	Rated voltage (V)	6.3 to 100	160 to 400																																				
_____	After 1 minute's application of rated voltage at 20°C , leakage current is not more than 0.03CV or 4 (μA), whichever is greater. After 2 minutes' application of rated voltage at 20°C , leakage current is not more than 0.01CV or 3 (μA), whichever is greater.	After 1 minute's application of rated voltage at 20°C , $I = 0.04\text{CV} + 100$ (μA) or less																																					
Tangent of loss angle ($\tan \delta$)	For capacitance of more than 1000µF, add 0.02 for every increase of 1000µF. Measurement frequency : 120Hz at 20°C <table border="1"> <tr> <th>Rated voltage (V)</th> <th>6.3</th> <th>10</th> <th>16</th> <th>25</th> <th>35</th> <th>50</th> <th>63</th> <th>100</th> <th>160</th> <th>200</th> <th>250</th> <th>400</th> </tr> <tr> <td>$\tan \delta$ (MAX.)</td> <td>0.28</td> <td>0.24</td> <td>0.20</td> <td>0.16</td> <td>0.14</td> <td>0.12</td> <td>0.10</td> <td>0.08</td> <td>0.20</td> <td>0.20</td> <td>0.20</td> <td>0.25</td> </tr> </table>	Rated voltage (V)	6.3	10	16	25	35	50	63	100	160	200	250	400	$\tan \delta$ (MAX.)	0.28	0.24	0.20	0.16	0.14	0.12	0.10	0.08	0.20	0.20	0.20	0.25												
Rated voltage (V)	6.3	10	16	25	35	50	63	100	160	200	250	400																											
$\tan \delta$ (MAX.)	0.28	0.24	0.20	0.16	0.14	0.12	0.10	0.08	0.20	0.20	0.20	0.25																											
Stability at Low Temperature	Measurement frequency : 120Hz																																						
	<table border="1"> <tr> <th>Rated voltage (V)</th> <th>6.3</th> <th>10</th> <th>16</th> <th>25</th> <th>35</th> <th>50</th> <th>63</th> <th>100</th> <th>160</th> <th>200</th> <th>250</th> <th>400</th> </tr> <tr> <td>Impedance ratio $Z_{-25^{\circ}\text{C}} / Z_{+20^{\circ}\text{C}}$</td> <td>5</td> <td>4</td> <td>3</td> <td>2</td> <td>2</td> <td>2</td> <td>2</td> <td>2</td> <td>3</td> <td>3</td> <td>3</td> <td>6</td> </tr> <tr> <td>$Z\text{T} / Z20$ (MAX.)</td> <td>$Z_{-40^{\circ}\text{C}} / Z_{+20^{\circ}\text{C}}$</td> <td>10</td> <td>8</td> <td>6</td> <td>4</td> <td>3</td> <td>3</td> <td>3</td> <td>4</td> <td>4</td> <td>6</td> <td>10</td> </tr> </table>	Rated voltage (V)	6.3	10	16	25	35	50	63	100	160	200	250	400	Impedance ratio $Z_{-25^{\circ}\text{C}} / Z_{+20^{\circ}\text{C}}$	5	4	3	2	2	2	2	2	3	3	3	6	$Z\text{T} / Z20$ (MAX.)	$Z_{-40^{\circ}\text{C}} / Z_{+20^{\circ}\text{C}}$	10	8	6	4	3	3	3	4	4	6
Rated voltage (V)	6.3	10	16	25	35	50	63	100	160	200	250	400																											
Impedance ratio $Z_{-25^{\circ}\text{C}} / Z_{+20^{\circ}\text{C}}$	5	4	3	2	2	2	2	2	3	3	3	6																											
$Z\text{T} / Z20$ (MAX.)	$Z_{-40^{\circ}\text{C}} / Z_{+20^{\circ}\text{C}}$	10	8	6	4	3	3	3	4	4	6	10																											
Endurance	The specifications listed at right shall be met when the capacitors are restored to 20°C after the rated voltage is applied for 1000 hours at 105°C .																																						
	<table border="1"> <tr> <td>Capacitance change</td> <td>Within $\pm 20\%$ of the initial capacitance value</td> </tr> <tr> <td>$\tan \delta$</td> <td>200% or less than the initial specified value</td> </tr> <tr> <td>Leakage current</td> <td>Less than or equal to the initial specified value</td> </tr> </table>	Capacitance change	Within $\pm 20\%$ of the initial capacitance value	$\tan \delta$	200% or less than the initial specified value	Leakage current	Less than or equal to the initial specified value																																
	Capacitance change	Within $\pm 20\%$ of the initial capacitance value																																					
$\tan \delta$	200% or less than the initial specified value																																						
Leakage current	Less than or equal to the initial specified value																																						
Shelf Life	After storing the capacitors under no load at 105°C for 1000 hours and then performing voltage treatment based on JIS C 5101-4 clause 4.1 at 20°C , they shall meet the specified values for the endurance characteristics listed above.																																						
Marking	Printed with white color letter on black sleeve.																																						

Radial Lead Type

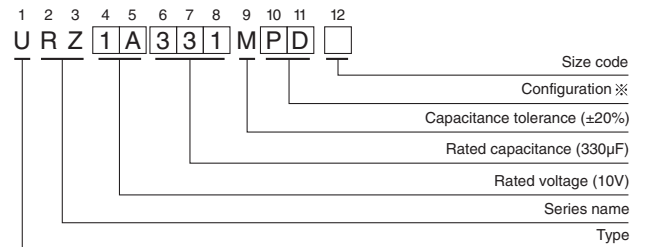


α	$(\phi D < 20)$	1.5
	$(\phi D \geq 20)$	2.0

	(mm)							
ϕD	5	6.3	8	10	12.5	16	18	20
P	2.0	2.5	3.5	5.0	5.0	7.5	7.5	10.0
ϕd	0.5	0.5	0.6	0.6	0.6	0.8	0.8	1.0

• Please refer to page 20 about the end seal configuration.

Type numbering system (Example : 10V 330µF)



※ Configuration

ϕD	Pb-free leadwire Pb-free PET sleeve
5 - 6.3	DD
8 - 10	PD
12.5 to 18	HD
20	RD

Please refer to page 20, 21, 22 about the formed or taped product spec.
Please refer to page 4 for the minimum order quantity.

● Dimension table in next page.

URZ

■ Dimensions

Cap.(μF)	V	Code	6.3		10		16		25		35		50	
			0J		1A		1C		1E		1V		1H	
2.2	2R2												5 × 9	18
3.3	3R3												5 × 9	25
4.7	4R7								5 × 9	20	5 × 9	25	5 × 9	30
10	100					5 × 9	30	5 × 9	35	5 × 9	40	5 × 9	5 × 9	46
22	220	5 × 9	25	5 × 9	40	5 × 9	50	5 × 9	55	5 × 9	60	5 × 9	5 × 9	65
33	330	5 × 9	40	5 × 9	55	5 × 9	60	5 × 9	70	5 × 9	75	6.3 × 9	6.3 × 9	85
47	470	5 × 9	55	5 × 9	65	5 × 9	70	5 × 9	80	6.3 × 9	95	6.3 × 9	6.3 × 9	100
100	101	5 × 9	90	5 × 9	95	6.3 × 9	115	6.3 × 9	130	8 × 9	155	10 × 9	10 × 9	170
220	221	6.3 × 9	145	6.3 × 9	155	8 × 9	205	10 × 9	220	10 × 9	235	10 × 12.5	10 × 12.5	290
330	331	6.3 × 9	180	8 × 9	210	10 × 9	240	10 × 9	270	10 × 12.5	340	12.5 × 12.5	12.5 × 12.5	370
470	471	8 × 9	235	8 × 9	275	10 × 9	290	10 × 12.5	370	12.5 × 12.5	420	16 × 15	16 × 15	540
1000	102	10 × 9	370	10 × 12.5	450	12.5 × 12.5	520	12.5 × 15	590	16 × 15	720	18 × 20	18 × 20	830
2200	222	12.5 × 15	635	12.5 × 15	690	16 × 15	830	18 × 15	970	18 × 20	1110	20 × 25	20 × 25	1250
3300	332	16 × 15	860	16 × 15	940	18 × 15	1050	18 × 20	1220	20 × 25	1430			
4700	472	16 × 15	1010	18 × 15	1120	18 × 20	1260	18 × 25	1470					
6800	682	18 × 15	1200	18 × 20	1330	18 × 25	1560							
10000	103	18 × 20	1450	18 × 25	1700								Case size φ D × L (mm)	Rated ripple

Cap.(μF)	V	Code	63		100		160		200		250		400	
			1J		2A		2C		2D		2E		2G	
1	010				5 × 9	12								
2.2	2R2				5 × 9	17								
3.3	3R3				5 × 9	25								
4.7	4R7				6.3 × 9	32								
10	100	5 × 9	42	6.3 × 9	50								16 × 15	100
22	220	6.3 × 9	71	8 × 9	93					16 × 15	200	● 18 × 15	● 18 × 15	200
33	330	8 × 9	100	10 × 9	130				16 × 15	250	● 18 × 15	250	18 × 20	250
47	470	8 × 9	120	10 × 12.5	165		16 × 15	300	● 18 × 15	300	Δ 18 × 20	300	★ 18 × 25	300
68	680						● 18 × 15	350	Δ 18 × 20	350	18 × 20	350	20 × 25	350
100	101	10 × 9	215	12.5 × 15	265	Δ 18 × 20	420	★ 18 × 25	420	18 × 25	420			
150	151					★ 18 × 25	510	18 × 25	510					
220	221	12.5 × 12.5	335	16 × 15	440	20 × 25	550							
330	331	12.5 × 15	510	18 × 15	540									
470	471	16 × 15	640										Case size φ D × L (mm)	Rated ripple

Rated ripple current (mArms) at 105°C 120Hz

Size φ 16 × 20 is available for capacitors marked " ● "
 Size φ 20 × 15 is available for capacitors marked " Δ "
 Size φ 20 × 20 is available for capacitors marked " ★ "

In this case, [6] will be put at 12th digit of type numbering system.

● Frequency coefficient of rated ripple current

V	Cap.(μF)	Frequency				
		50Hz	120Hz	300Hz	1 kHz	10kHz or more
6.3 to 100	1 to 47	0.75	1.00	1.35	1.57	2.00
	100 to 470	0.80	1.00	1.23	1.34	1.50
	1000 to 10000	0.85	1.00	1.10	1.13	1.15
160 to 400	10 to 220	0.80	1.00	1.25	1.40	1.60

X-ON Electronics

Largest Supplier of Electrical and Electronic Components

Click to view similar products for [Aluminium Electrolytic Capacitors - Radial Leaded](#) category:

Click to view products by [Nichicon](#) manufacturer:

Other Similar products are found below :

[NRELS102M35V16X16C.140LLF](#) [ESRG160ETC100MD07D](#) [227RZS050M](#) [335CKR250M](#) [476CKH100MSA](#) [477CKR100M](#)
[107CKR010M](#) [107CKH063MSA](#) [RJH-25V222MI9#](#) [RJH-35V221MG5#](#) [B43827A1106M8](#) [RJH-50V221MH6#](#) [EKYA500ELL470MF11D](#)
[B41022A5686M6](#) [ESRG250ELL101MH09D](#) [EKMA160EC3101MF07D](#) [RJB-10V471MG3#](#) [ESMG160ETD221MF11D](#)
[EKZH160ETD152MJ20S](#) [RJH-35V122MJ6#](#) [EGXF630ELL621ML20S](#) [RBD-25V100KE3#N](#) [EKMA350ELL100ME07D](#)
[ESMG160ETD101ME11D](#) [ELXY100ETD102MJ20S](#) [EGXF500ELL561ML15S](#) [EKMG350ETD471MJ16S](#) [35YXA330MEFC10X12.5](#)
[RXW471M1ESA-0815](#) [ELXZ630ELL221MJ25S](#) [ERR1HM1R0D11OT](#) [LPE681M30060FVA](#) [LPL471M22030FVA](#) [HFE221M25030FVA](#)
[LKMD1401H221MF](#) [B41888G6108M000](#) [EKMA160ETD470MF07D](#) [UHW1J102MHD6](#) [EKMG500ETD221MJC5S](#) [LKMK2502W101MF](#)
[LKMD1401H181MF](#) [LKMI2502G820MF](#) [LKMJ2001J122MF](#) [LKML2501C472MF](#) [LKMJ4002C681MF](#) [450MXH330MEFCSN25X45](#)
[450MXK330MA2RFC22X50](#) [63ZLH560MEFCG412.5X30](#) [ELH2DM331O25KT](#) [ELH2DM471P30KT](#)