

LARGE CURRENT/LOW DCR MULTILAYER CHIP BEAD



1.65 x 0.8 x 0.8mm

ACML-0603U

RoHS
Compliant

FEATURES:

- Suitable for large current applications, current rating up to 6A
- Nickel barrier terminations provide excellent solder heat resistance
- Suitable for flow and reflow soldering
- Other sizes are available

APPLICATIONS:

- Video equipment, audio equipment
- Automotive electrical equipment
- Communication equipment
- OA equipment and other

STANDARD SPECIFICATIONS:

Operating Temperature
-55°C to +125°C

Storage Temperature
-10°C to +40°C, 70% RH max.

Part Number	Impedance (Ω) ± 25%	Z Test Freq. (MHz)	DCR (mΩ) Max.	Ir (mA) Max.
ACML-0603U-300	30	100	60	1800
ACML-0603U-600	60	100	100	1200
ACML-0603U-101A	100	100	150	1000
ACML-0603U-220	22	100	10	6000
ACML-0603U-700	70	100	20	4000
ACML-0603U-331	330	100	70	1500
ACML-0603U-391	390	100	120	1200
ACML-0603U-471	470	100	120	1200
ACML-0603U-101B	100	100	30	3000
ACML-0603U-181	180	100	50	2000
ACML-0603U-221	220	100	50	2000
ACML-0603U-601	600	100	150	1000

Test Conditions and equipments

DCR: Milliohmmeter-HP4338B or equivalent.

Z: RF Impedance /Material Analyzer-HP4291B or equivalent; Fixture: HP16192A;

Ir: Electric Power, Electric current meter, Thermometer. Ir is direct electric current as chip surface temperature rose by 20°C against chip initial surface temperature (Ta)

Test Frequency: 100MHz, -20dBm or 50mV

Unless specified, test condition should be Temp.=5~35°C, Humidity=45~85%.

PART NUMBER IDENTIFICATION

ACML-0603U- [] - []


Impedance Code
Please refer to the Table

Packaging
T: 4kpcs/reel

LARGE CURRENT/LOW DCR MULTILAYER CHIP BEAD

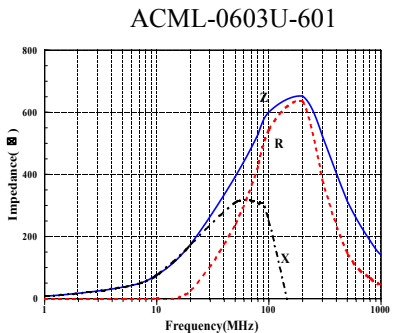
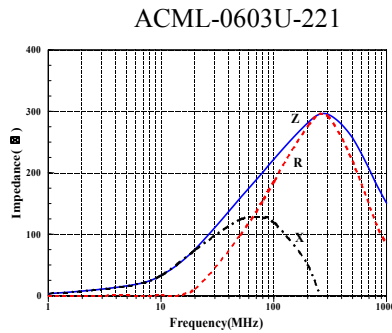
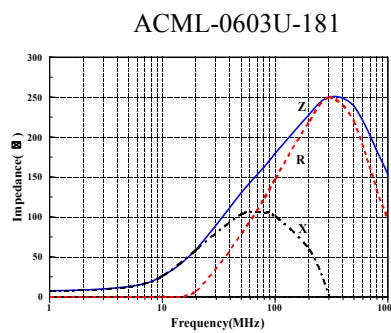
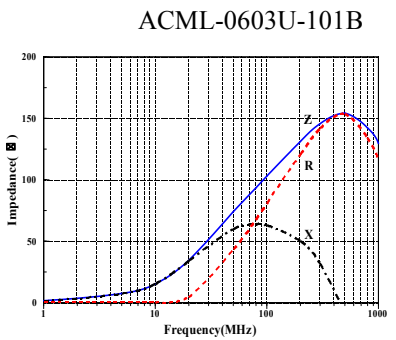
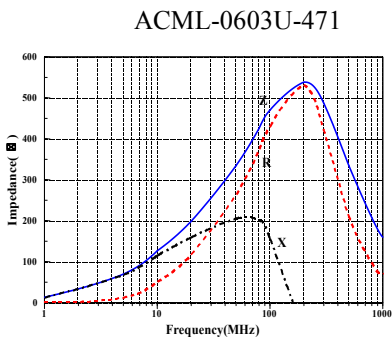
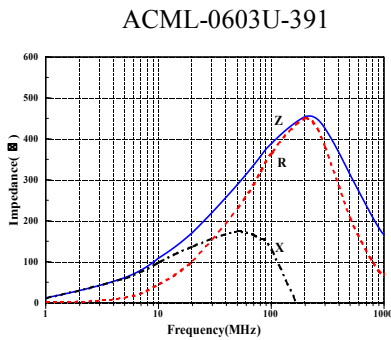
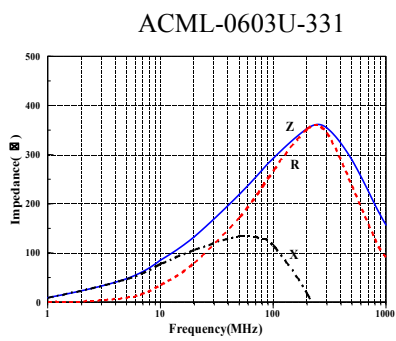
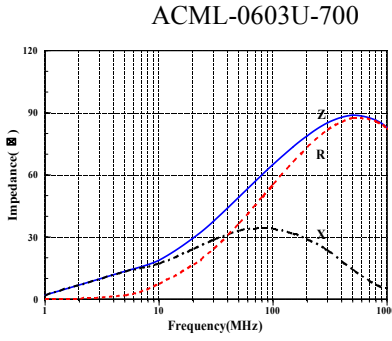
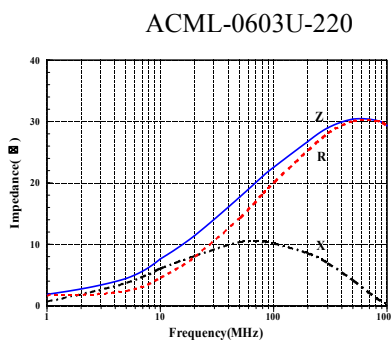
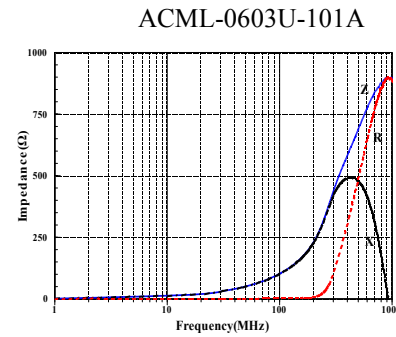
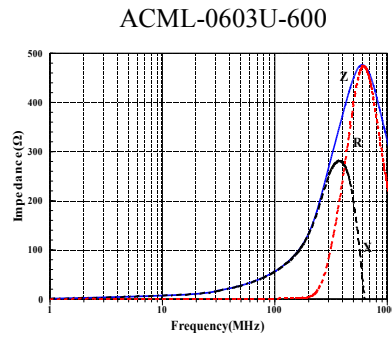
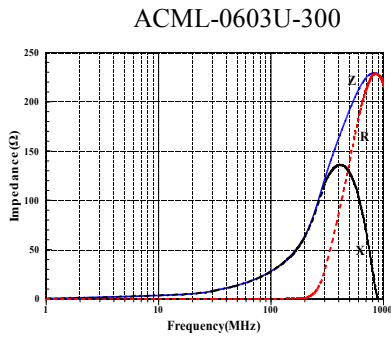
ACML-0603U

RoHS
Compliant



1.65 x 0.8 x 0.8mm


IMPEDANCE FREQUENCY CHARACTERISTICS



LARGE CURRENT/LOW DCR MULTILAYER CHIP BEAD

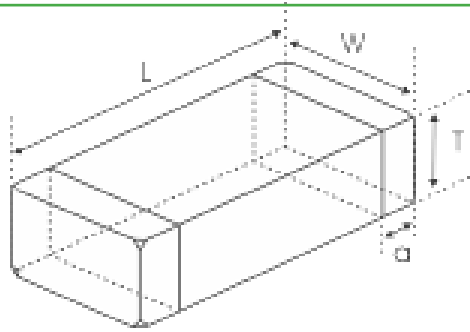
ACML-0603U

RoHS
Compliant



1.65 x 0.8 x 0.8mm

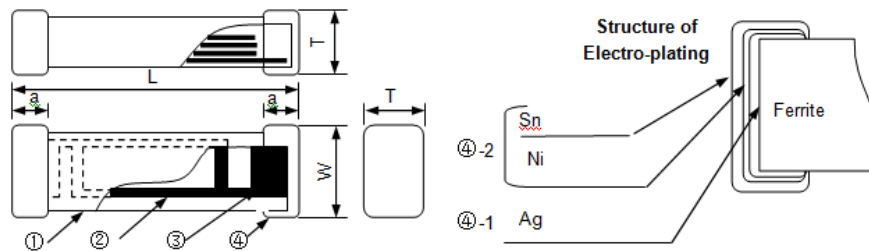
OUTLINE DIMENSIONS



Series	L	W	T	a
ACML-0603U	1.65±0.15	0.80±0.15	0.80±0.15	0.30±0.20

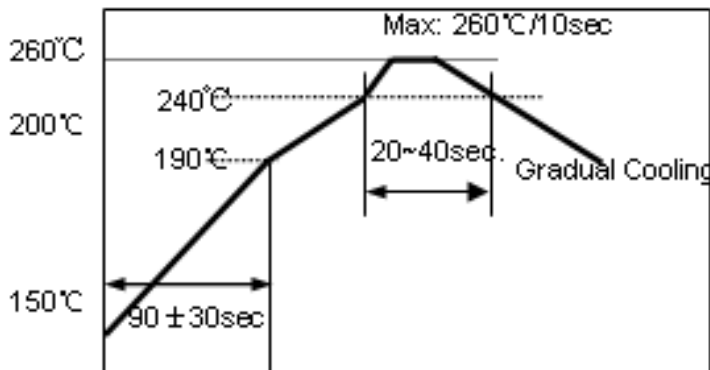
Dimension: mm

Materials



Code	Part Name	Material Name
①	Ferrite Body	Ferrite Powder
②	Inner Coils	Silver Paste
③	Pull-out Electrode (Ag)	Silver Paste
④-1	Terminal Electrode: Inside Ag	Termination Silver Composition
④-2	Electro-Plating: Ni/Sn plating	Plating Chemicals

REFLOW PROFILE




- 1~2 °C /sec. Ramp
- Pre-heating: 150~190 °C /90±30 sec.
- Time above 240 °C: 20~40sec
- Peak temperature: 260 °C Max./10sec.
- Solder paste: Sn/3.0Ag/0.5Cu
- Max.2 times for re-flowing

LARGE CURRENT/LOW DCR MULTILAYER CHIP BEAD

ACML-0603U

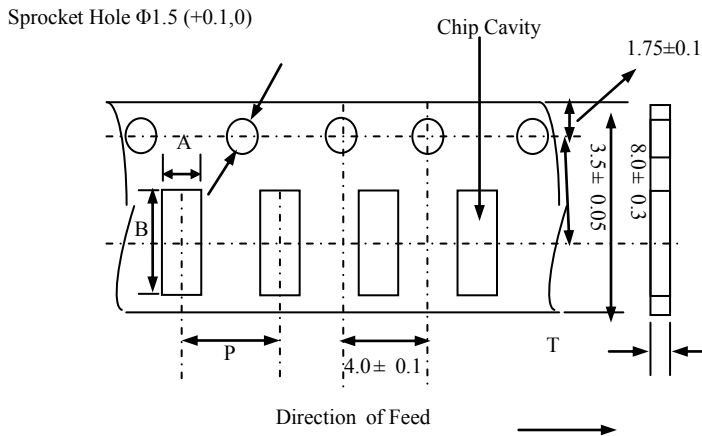
RoHS
Compliant



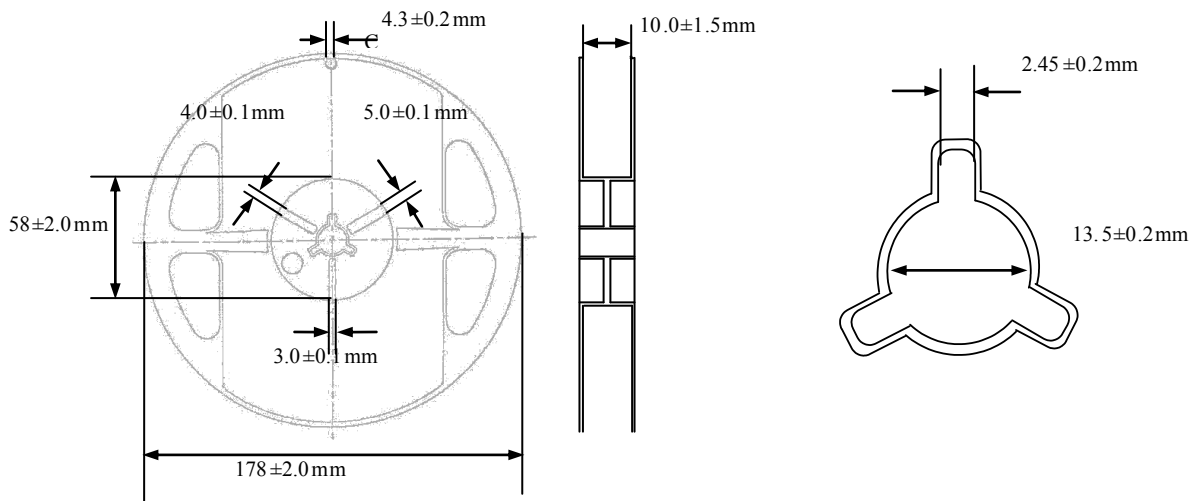
1.65 x 0.8 x 0.8mm

TAPE & REEL

T= tape and reel (4,000pcs/reel)



A	B	P	T Max
1.0±0.2	1.8±0.2	4.0±0.1	1.1



Dimension: mm

ATTENTION: Abracon Corporation's products are COTS – Commercial-Off-The-Shelf products; suitable for Commercial, Industrial and, where designated, Automotive Applications. Abracon's products are not specifically designed for Military, Aviation, Aerospace, Life-dependant Medical applications or any application requiring high reliability where component failure could result in loss of life and/or property. For applications requiring high reliability and/or presenting an extreme operating environment, written consent and authorization from Abracon Corporation is required. Please contact Abracon Corporation for more information.

ABRACON IS
ISO 9001:2008
CERTIFIED



Visit www.abracon.com for Terms & Conditions of Sale **Revised: 05.19.14**
30332 Esperanza, Rancho Santa Margarita, California 92688
tel 949-546-8000 | fax 949-546-800 | www.abracon.com

X-ON Electronics

Largest Supplier of Electrical and Electronic Components

Click to view similar products for [EMI Filters](#) / [EMI Suppression](#) category:

Click to view products by [ABRACON](#) manufacturer:

Other Similar products are found below :

[CX0805MRX7R7BB473](#) [CZB1EGTTP700P](#) [CZB1JGTTD101P](#) [CZB1JGTTD151P](#) [CZB1JGTTD152P](#) [CZB1JGTTD601P](#)
[CZB2AFTTD800P](#) [CZB2AGTTD121P](#) [CZB2AGTTD601P](#) [CZB2BFTTE600P](#) [PE-0402FB121ST](#) [EMI0805R-11](#) [BMB1J1000LN2](#)
[BMB2A0430RS2](#) [BMB2A0470LN2](#) [ILAS1206ER102V](#) [SMB2.5-1TR](#) [CZB1EGTTP121P](#) [CZB1JGTTD102P](#) [CZB1JGTTD121P](#)
[CZB1JGTTD221P](#) [CZB2AGTTD301P](#) [CZB2BFTTE301P](#) [CZB2BFTTE601P](#) [4221R-1](#) [432703069121](#) [432703069351](#) [ILAS1206ER121V](#)
[4221R-2](#) [4221R-3](#) [4221R-4](#) [432703041941](#) [432703041971](#) [432703069131](#) [EMI0805R-120](#) [EMI0805R-2000](#) [EMI0805R-600](#) [NCB-](#)
[GH0402D121TR060F](#) [NCB-H1812D125TR150F](#) [CZB2AGTTD102P](#) [BMB2A0150AN1](#) [NCB0402P301TR005F](#) [NCB0805A121TR050F](#)
[NCB-H0805A102TR150F](#) [NCB0402P300TR030F](#) [NCB0402P601TR030F](#) [NCB-H0603R121TR300F](#) [NCB-H0805A220TR600F](#)
[432703069091](#) [CX0805MRX7R8BB223](#)