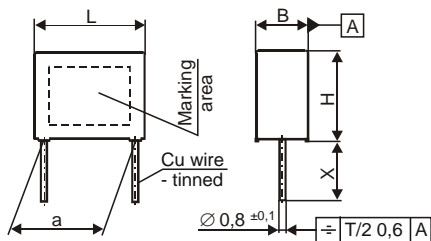


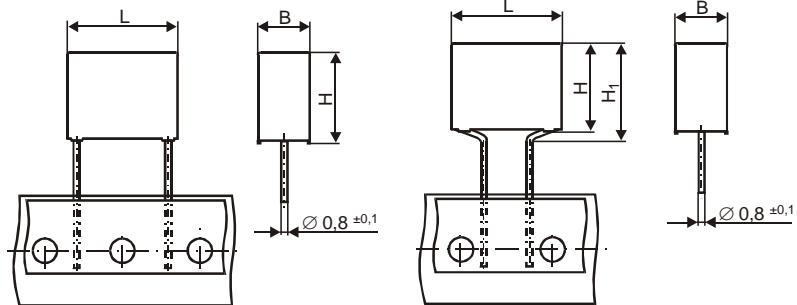
WXP

INTERFERENCE SUPPRESSION CAPACITORS OF CLASS X2 / 300VAC

WXP – version 00, 01



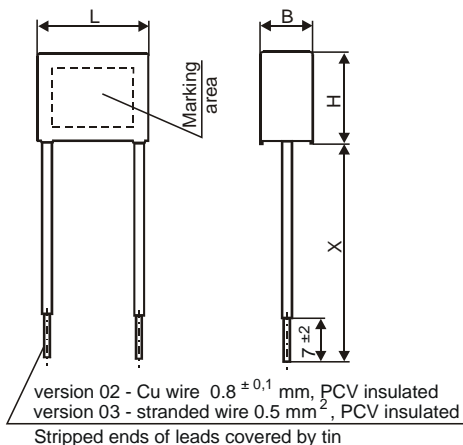
Taped



Lead spacing of 15.0 mm
– the pitch of holes on carrier tape
12.7 mm

Lead spacing of 15.0 mm crimped
to the lead spacing of 7.5 mm
– the pitch of holes on carrier tape
15.0 mm

WXP – version 02,03



Standard lead lengths

X = 6 ±1 mm for version 00

X = 35 ±5 mm for version 01; 02; 03

APPLICATION

The WXP interference suppression capacitors of class X2 are designed to attenuate RFI signals in electronic / electrical equipment supplied with AC voltage value not exceeding the rated voltage with frequency 50/60 Hz.

CONSTRUCTION

Non-inductive metallized polypropylene winding encapsulated in self-extinguishing material meeting the requirements of UL 94 V-0.

REQUIREMENTS

The WXP capacitors meet the requirements of EN 60384-14 standard for class X2.

MIFLEX S.A.

ZAKŁADY PODZESPOŁÓW RADIOWYCH
99-300 KUTNO, UL. GRUNWALDZKA 3, POLAND

Tel.: (48) (24) 355 11 00-02

Fax: (48) (24) 355 11 88

E-mail: miflex@miflex.com.pl


page 1
pages 2

Revision date: 06.02.2008

INTERFERENCE SUPPRESSION CAPACITORS OF CLASS X2 / 300VAC

TECHNICAL DATA

- Rated voltage - 300 Vac 50/60 Hz
- Dissipation factor - ≤ 0.0010 at $f = 1$ kHz for $C_R > 1.0 \mu\text{F}$
 - ≤ 0.0010 at $f = 10$ kHz for $C_R \leq 0.1 \mu\text{F}$
 - ≤ 0.0050 at $f = 10$ kHz for $0.1 \mu\text{F} < C_R \leq 1.0 \mu\text{F}$
- Insulation resistance - $\geq 30\,000 \text{ M}\Omega$ for $C_R \leq 0.33 \mu\text{F}$
 - $\geq 10\,000 \text{ M}\Omega \times \mu\text{F}$ for $C_R > 0.33 \mu\text{F}$
- Production voltage test - The 100 % screening factory test is carried out at 2150 VDC per 1 sec. All electrical characteristics are checked after the test.
- Voltage change rate [du/dt] - 100 V/ μs
- Climatic category - 40/100/56/C
- Standard - WT-04/MIFLEX/WXP

Code	Version	Rated capacitance	Rated voltage	Dimensions					Safety approvals
				L $\pm 0,3$	H $\pm 0,3$	H ₁ max	B $\pm 0,3$	a	
-	-	μF	VAC	mm	mm	mm	mm	mm	EN 60384-14
WXP-103 □	00; 01; 02; 03	0,010	300	18,0	10,5	12,5	5,5	15,0 $\pm 0,5$	•
WXP-153 □		0,015							•
WXP-223 □		0,022							•
WXP-333 □		0,033							•
WXP-473 □		0,047							•
WXP-683 □		0,068							•
WXP-104 □		0,10		26,5	15,5	-	7,5	22,5 $\pm 0,7$	•
WXP-154 □		0,15							•
WXP-224 □		0,22							•
WXP-334 □		0,33		31,5	20,5	-	11,5	27,5 $\pm 0,7$	•
WXP-474 □		0,47							•
WXP-684 □		0,68		41,5	23,5	-	13,5	37,5 $\pm 0,7$	•
WXP-105 □		1,0							•
WXP-155 □		1,5		33,0	24,5	-	15,0	37,5 $\pm 0,7$	•
WXP-225 □		2,2							•

□ - Capacitance tolerance:
 K = ± 10 %; M = ± 20 %

Approvals in use = •