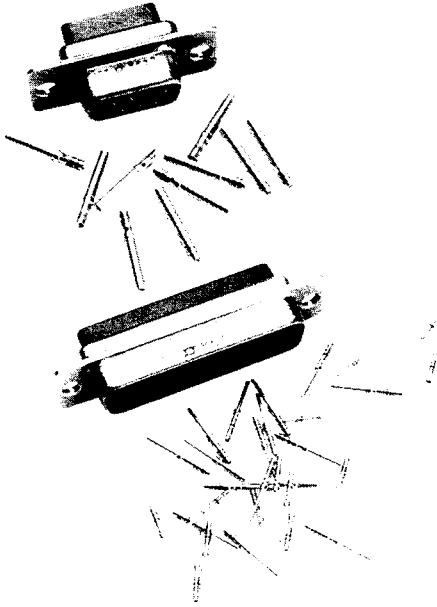


How to Order — Crimp Connectors (contacts are removable)



Receptacles (Includes Socket Contacts) With .120" Through-Mounting Holes

Number of Contacts (Shell Size)	Standard	Military Version	M24308 Cross Reference
9 (E)	DEMA9S	DEMAM9S	M24308/2-1
15 (A)	DAMA15S	DAMAM15S	M24308/2-2
25 (B)	DBMA25S	DBMAM25S	M24308/2-3
37 (C)	DCMA37S	DCMAM37S	M24308/2-4
50 (D)	DDMA50S	DDMAM50S	M24308/2-5

Plugs (Includes Pin Contacts)* With .120" Through Mounting Holes

Number of Contacts (Shell Size)	Standard	Military Version	M24308 Cross Reference
9 (E)	DEMA9P	DEMAM9P	M24308/4-1
15 (A)	DAMA15P	DAMAM15P	M24308/4-2
25 (B)	DBMA25P	DBMAM25P	M24308/4-3
37 (C)	DCMA37P	DCMAM37P	M24308/4-4
50 (D)	DDMA50P	DDMAM50P	M24308/4-5

To receive these connectors without contacts, add "FO" to end of part number.
 Example: DBMA25SF0, DBMAM25SF0.

NM Non-Magnetic/No-Outgas — Add desired suffix code with desired option to end of part number.

Example: DEMA9PSNMB
 DEMA9PSNMB-K52

Crimp Connectors without contacts, add FO to end of the part number and change K52 to K47.

Assembly Instructions — Page 363

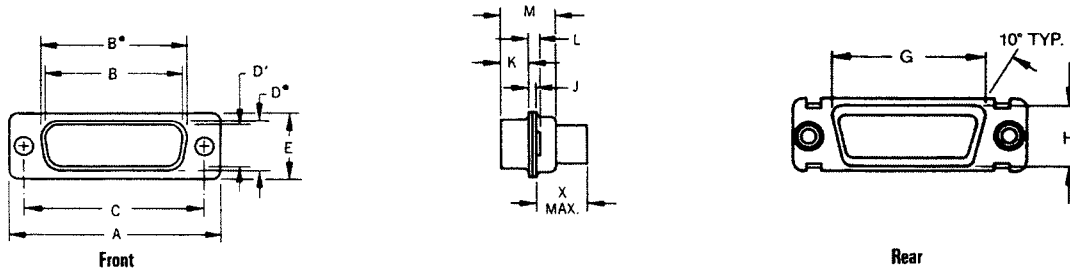
Performance Specifications — Page 332

Mounting Options Available:

- 4-40 Clinch Nut — Add "E" to Part Number After "M" or "A"
- 4-40 Float Mount — Add "Y" to Part Number After "M" or "A"
 (Can be used in front or rear panel mount applications)

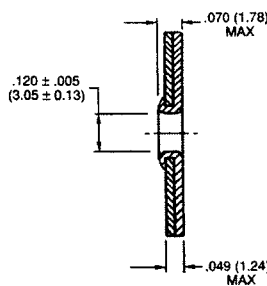
Example: DBMAE25S
 DBMAME25S
 DEMAY9P
 DEMAMY9P

Dimensions — Crimp Connectors

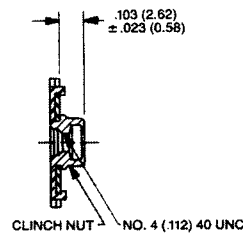


Part Number by Shell Size	A	B	B'	C	D	D'	E	G	H	J	K	L	M	X
	±.015 (0.38)	±.005 (0.13)	±.005 (0.13)	±.005 (0.13)	±.005 (0.13)	±.005 (0.13)	±.015 (0.38)	±.010 (0.25)	±.010 (0.25)	±.010 (0.25)	±.006 (0.15)	±.013 (0.33)	±.010 (0.25)	Max
DEMA-9P	1.213 (30.81)	—	.666 (16.91)	.984 (24.99)	—	.329 (8.36)	.494 (12.55)	.759 (19.28)	.422 (10.72)	.030 (0.76)	.235 (5.97)	.048 (1.22)	.422 (10.72)	.345 (8.76)
DEMA-9S	1.213 (30.81)	.643 (16.33)	—	.984 (24.99)	.311 (7.90)	—	.494 (12.55)	.759 (19.28)	.422 (10.72)	.030 (0.76)	.243 (6.17)	.048 (1.22)	.429 (10.90)	.345 (8.76)
DAMA-15P	1.541 (39.14)	—	.994 (25.24)	1.312 (33.32)	—	.329 (8.36)	.494 (12.55)	1.083 (27.51)	.422 (10.72)	.030 (0.76)	.235 (5.97)	.048 (1.22)	.422 (10.72)	.345 (8.76)
DAMA-15S	1.541 (39.14)	.971 (24.66)	—	1.312 (33.32)	.311 (7.90)	—	.494 (12.55)	1.083 (27.51)	.422 (10.72)	.030 (0.76)	.243 (6.17)	.048 (1.22)	.429 (10.90)	.345 (8.76)
DBMA-25P	2.088 (53.03)	—	1.534 (38.96)	1.852 (47.04)	—	.329 (8.36)	.494 (12.55)	1.625 (41.27)	.422 (10.72)	.039 (0.99)	.230 (5.84)	.060 (1.52)	.426 (10.82)	.345 (8.76)
DBMA-25S	2.088 (53.03)	1.511 (38.38)	—	1.852 (47.04)	.311 (7.90)	—	.494 (12.55)	1.625 (41.27)	.422 (10.72)	.030 (0.76)	.243 (6.17)	.048 (1.22)	.429 (10.90)	.345 (8.76)
DCMA-37P	2.729 (69.31)	—	2.182 (55.42)	2.500 (63.50)	—	.329 (8.36)	.494 (12.55)	2.272 (57.71)	.422 (10.72)	.039 (0.99)	.230 (5.84)	.060 (1.52)	.426 (10.82)	.345 (8.76)
DCMA-37S	2.729 (69.31)	2.159 (54.84)	—	2.500 (63.50)	.311 (7.90)	—	.494 (12.55)	2.272 (57.71)	.422 (10.72)	.030 (0.76)	.243 (6.17)	.048 (1.22)	.429 (10.90)	.345 (8.76)
DDMA-50P	2.635 (66.92)	—	2.079 (52.81)	2.406 (61.11)	—	.441 (11.20)	.605 (15.37)	2.178 (55.32)	.534 (13.56)	.039 (0.99)	.230 (5.84)	.060 (1.52)	.426 (10.82)	.345 (8.76)
DDMA-50S	2.635 (66.92)	2.064 (52.43)	—	2.406 (61.11)	.423 (10.74)	—	.605 (15.37)	2.178 (55.32)	.534 (13.56)	.030 (0.76)	.243 (6.17)	.048 (1.22)	.429 (10.90)	.345 (8.76)

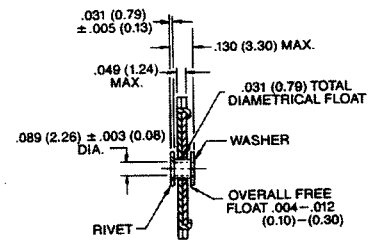
Mounting Option Dimensions — Crimp Components



Standard-Through-Hole



E-Clinch Nut



Y-Float Mount

It is recommended that only one assembly, either pin or socket, be float mounted.

Dimensions are shown in inches (millimeters).
 Dimensions subject to change.

High Rel Crimp Contacts

MATERIALS AND FINISHES

Contact Size	Wire Size Accom.	Standard Finish		Military Finish		NMB	
		Pin	Socket	Pin	Socket	Pin	Socket
20	20, 22, 24	330-5291-000	031-1007-000	330-5291-037	031-1007-042	330-5291-037	031-1007-052
20 18	1 #18 & 2 #22	330-5291-001	031-1007-001	330-5291-055	031-1007-054		
20 26	26, 28, 30	330-5291-004	031-1007-004	330-5291-050	031-1007-048		
22D	22, 24, 26, 28			030-2042-002*	031-1147-002*		

MIL-C-39029 Cross-Reference

Contact Size	Wire Size Accom.	M39029	M24308	Cannon Part No.
20 Pin	20/22/24	64-369	11-1	330-5291-037
20 Socket	20/22/24	63-368	10-1	031-1007-042
22D Pin	24/26/28	58-360	13-1	030-2042-000
22D Socket	22, 24/26-28	57-354	12-1	031-1147-000

*50 micronch AU over copper, no stripes

Assembly Instructions – Page 363

Tooling

Insertion/Extraction Tools



CIET-20HD

Contact Size	AWG	Plastic Insertion/Extraction		Plastic Extraction	
		Part No.	Description	Part No.	Description
20	20, 22, 24	980-2000-426	CIET-20HD	323-7010-000	CET-20-11
20 26	26, 28, 30	980-2000-426	CIET 20HD	323-7010-000	CET-20-11
20 18	1 #18	None	None	274-5016-002	CET-20-15
	2 #22	None	None	274-5016-002	CET 20 15
22D	22, 24, 26, 28	274-7048-000	CIET-22D	None	None
High Power	12, 16	274-7003-000	CIET 12	None	None
High Volt	#20	274-7003-000	CIET 12	None	None

Hand Crimp Tools




M22520/1-01



M22520/2-01

Contact Size	AWG	Crimp Tool		Locator	
		Part No.	Description	Part No.	Description
20	20, 22, 24	995-0001-584	M22520-2-01	995-0001-604	M22520/2-08
		995-0001-585	M22520-1-01	995-0001-244	TH25
20 26	26, 28, 30	995-0001-584	M22520-2-01	995-0001-325	L3198-20HD
		995-0001-584	M22520-2-01	980-0005-722	K250
22D	22, 24, 26, 28	995-0001-584	M22520-2-01	995-0001-739	M22520/2-06

Semi-Automatic Crimp Machines



CBT-646

The CBT-646, Vibra-Bowl Crimper is a pneumatically powered, electronically controlled machine. It is designed to semi-automatically crimp closed barrel, machined contacts, as used in the aerospace and commercial industries. The machine will accommodate wire sizes 30 thru 12 AWG. The CBT-646 is actuated automatically upon insertion of a pre-stripped stranded or single conductor wire. The CBT-646 meets all Mil. Spec. requirements for crimping closed barrel contacts.

Machine Crimp Rate: 1300 per hour

Power Requirements: Electrical 115 Vac, 60 Hz, 5A
Pneumatic 85 psi, 2 cu. ft. per min

Products: Most ITT Cannon Commercial and Aerospace closed barrel contacts, wire sizes 30 thru 12 AWG. (See connector line for part numbers.)

X-ON Electronics

Largest Supplier of Electrical and Electronic Components

Click to view similar products for [D-Sub Standard Connectors](#) category:

Click to view products by [ITT](#) manufacturer:

Other Similar products are found below :

[DCM37S732N](#) [DAM15P500](#) [DEV09S364GTLF](#) [DEM09P032N](#) [DDM50P732N](#) [DAM15S332N](#) [173109-2218](#) [173109-2466](#) [173109-2436](#)
[173109-2435](#) [56F706-005-LI](#) [56F711-015](#) [015-0341-000](#) [015-0372-008](#) [015-8544-011](#) [017041-0005](#) [020419-0104](#) [012-0515-000](#) [012-9507-](#)
[034](#) [012-9507-114](#) [012-9534-001](#) [020745-0008](#) [609-25P](#) [M24308/2-23Z](#) [M243082310F](#) [M243082410F](#) [M243082411F](#) [M24308/4-21](#)
[CT1A18-11PSA206](#) [CT1N36-5SC](#) [CT2-16S-17PS](#) [CT2-20-15PCAU](#) [CT2-24-12PS](#) [CT2-24-28PSF127A206](#) [CT2-32-9PC](#) [CT6F9767-14-4-](#)
[14S-5PC](#) [CT6FA10SL-4PS](#) [CT7-18-10SC](#) [CT7-18-10SCAU](#) [CT7-18-12SCAU](#) [CT7-18-1PC](#) [CT7-18-1PCAU](#) [CT7-18-21SCAU](#) [M83513/01-](#)
[FC](#) [M83723/76W24619 L/C](#) [M85049/48-3-2F](#) [69001-865](#) [6STD09PCM99B70X](#) [6STD09SCM99B30X](#) [6STD09SCT99S40X](#)