



# MBC150 Series


## Open Frame Power Supplies

### Medical

The MBC150 Series of open-frame medical power supplies, with its wide universal input range 90-264 VAC, is available at 150 W of output power with forced-air cooling and a variety of single output voltages.

The MBC series is designed and approved to the latest Medical standards (EN/IEC 60601-1), providing 2 x MOPP (Means of Patient Protection) isolation for Class I & Class II applications.

These power supplies are ideal for medical, telecom, datacom, industrial equipment and other applications.



### Key Features & Benefits

- 4 x 2 x 1.3 Inch Form Factor
- 150 W with Forced-Air Cooling
- Approved to EN/IEC 60601-1
- 12 V @ 0.5 A fan voltage auxiliary output
- High Efficiency > 86%
- Low conducted and radiated noise
- Light weight
- IEC Protection Class Options:
  - Class I: Earthing Tab J4 (no suffix)
  - Class II: No Earthing Tab (-2 suffix)
- Medical Safety Agency Approvals
- RoHS Compliant

### Applications

- Diagnostic
- Drug Pump
- Monitoring
- Dialysis
- Home Health Care
- Portable Equipment



**bel** POWER SOLUTIONS & PROTECTION

a bel group

[belfuse.com/power-solutions](http://belfuse.com/power-solutions)

## 1. MODEL SELECTION

MODEL <sup>1</sup>	CONNECTOR	OUTPUT VOLTAGE	MAX LOAD CONVECTION <sup>2</sup>	MAX LOAD 300 LFM <sup>2,3,4</sup>	MINIMUM LOAD	RIPPLE & NOISE <sup>5</sup>
MBC150-1005G	JST	5 VDC	16.0 A	16.0 A	0.0 A	1%
MBC150-1T05G	Screw Terminal	5 VDC	16.0 A	20.0 A	0.0 A	1%
MBC150-1012G	JST	12 VDC	8.33 A	12.5 A	0.0 A	1%
MBC150-1T12G	Screw Terminal	12 VDC	8.33 A	12.5 A	0.0 A	1%
MBC150-1015G	JST	15 VDC	6.67 A	10.0 A	0.0 A	1%
MBC150-1T15G	Screw Terminal	15 VDC	6.67 A	10.0 A	0.0 A	1%
MBC150-1024G	JST	24 VDC	4.17 A	6.25 A	0.0 A	1%
MBC150-1T24G	Screw Terminal	24 VDC	4.17 A	6.25 A	0.0 A	1%
MBC150-1048G	JST	48 VDC	2.08 A	3.13 A	0.0 A	1%
MBC150-1T48G	Screw Terminal	48 VDC	2.08 A	3.13 A	0.0 A	1%
COVER-201-XBC <sup>6</sup>	Metal cover kit accessory					

## 2. INPUT SPECIFICATIONS

Specifications are for nominal input voltage, 25°C unless otherwise stated.

PARAMETER	DESCRIPTION / CONDITION	SPECIFICATION
Input Voltage	Universal	90-264 VAC / 120-390 VDC
Input Frequency		47 to 63 Hz
Input Current	120 VAC: 230 VAC:	1.7 A max. 0.85 A max.
No Load Power		1.2 W
Inrush Current	120 VAC: 230 VAC:	35 A max. 65 A max.
Leakage Current	120 VAC: 230 VAC:	< 140 µA < 250 µA
Power Factor	120 VAC: 230 VAC:	0.99 0.95
Switching Frequency	PFC converter (variable) Resonant converter (variable)	35 - 250 kHz, 90 kHz typical 35 - 250 kHz, 90 kHz typical

<sup>1</sup> For Class II (without input Earth pin) add suffix -2 (e.g.: MBC150-1012G-2).

<sup>2</sup> Combined output power from V1, VSTBY and VFAN should not exceed the total output power rating.

<sup>3</sup> Fan output voltage tolerance is +/-20%.

<sup>4</sup> Peak current for fan output is 1 A

<sup>5</sup> Ripple is 2% up to 20% load and < 1% above 20% load. Ripple is peak to peak with 20 MHz bandwidth and 10 µF (Tantalum capacitor) in parallel with a 0.1 µF capacitor at rated line voltage and load ranges.

<sup>6</sup> When used in Cover Kit, de-rate output power to 70 % under all operating conditions.

### 3. OUTPUT SPECIFICATIONS

PARAMETER	DESCRIPTION / CONDITION	SPECIFICATION
Output Power	Derate output power linearly to 80% from 90 VAC to 80 VAC input Peak Power 170 W for 0.2 s	150 W
Efficiency	120 VAC: 230 VAC:	84% typical 86% typical
Hold Up Time	120 VAC: 230 VAC:	6 ms 10 ms
Line Regulation		+/-0.5%
Load Regulation		+/-2.0%
Transient Response	Main output 50 to 100% load change, 50 Hz, 50% duty cycle, 0.1A / $\mu$ s	< 10%, recovery time < 5 ms
Rise Time		< 100 ms
Set Point Accuracy	Main output	$\pm$ 1%
Voltage Adjustment	V1	$\pm$ 3 %
Over Current Protection		110% typical above rating
Over Voltage Protection	V1	110 to 150%
Short Circuit Protection	Short term, Automatic recovery	

### 4. ENVIRONMENTAL SPECIFICATIONS

PARAMETER	DESCRIPTION / CONDITION	SPECIFICATION
Operating Temperature	Refer to derating curve Start-up is guaranteed	-20 to 70°C -20 to 0°C
Storage Temperature		-40 to 70° C
Cooling	5 V model Other models	Convection: 300 LFM: Convection: 300 LFM:
Humidity	Non Condensing	80 W 100 W 100 W 150 W
Altitude	Operating: Non-Operating:	95%
Reliability	MTBF according to Telcordia -SR332-Issue 3	10,000 ft. 40,000 ft.
		2.4 million hours

### 5. EMC SPECIFICATIONS

PARAMETER	DESCRIPTION / CONDITION	SPECIFICATION
Conducted Emissions	EN 55011-B, CISPR22-B, FCC PART15-B	Pass
Radiated Emissions	EN 55011 A; with external core (King core K5B RC 25x12x15-M in input cable)	Pass Level B
Input Current Harmonics	EN 61000-3-2	Class D
Voltage Fluctuation and Flicker	EN 61000-3-3	Pass
ESD Immunity	EN 61000-4-2	Level 4, Criterion A
Radiated Field Immunity	EN 61000-4-3	Level 3, Criterion A
Electrical Fast Transient Immunity	EN 61000-4-4	Level 3, Criterion A
Surge Immunity	EN 61000-4-5	Level 3, Criterion A
Conducted Immunity	EN 61000-4-6	Level 3, Criterion A
Magnetic Field Immunity	EN 61000-4-8	Level 4, Criterion A
Voltage Dips, Interruptions	EN 61000-4-11	Criterion A & B

## 6. SAFETY SPECIFICATIONS

PARAMETER	DESCRIPTION / CONDITION	SPECIFICATION
Isolation Voltage	Input to Output:	Min. 5900 VDC
Safety Standards	Approved to the latest edition of the following standards: CSA/UL60601-1, EN60601-1 and IEC60601-1.	
Agency Approvals	Nemko, UL, C-UL	
CE mark	Complies with LVD Directive	

## 7. CONNECTOR & PIN DESCRIPTION

CONNECTOR	PIN	DESCRIPTION / CONDITION	MANUFACTURER / PN
AC Input Connector	J1	Pin 1 AC Line Pin 2 AC Neutral	Molex: 26-60-4030 or equivalent Mating: 09-50-3031; Pins: 08-50-0106
DC Output Connector	J2	Pin 1,2 V1 Pin 3,4 RTN	Option-1: Tyco: 1776112-4 or equivalent Mating: 13 AWG wire Option-2: JST: B4P-VH-B (LF) (SN) or B4P-VH (LF) (SN) or equivalent Mating: VHR-4M; Pins: SVH-41T-P1.1
Fan	J3	Pin 1 VFAN (12 V / 0.5 A) Pin 2 RTN	Tyco: 640456-2 or equivalent Mating: 640440-2
Earthing Tab	J4		Molex: 19705-4301 or equivalent Mating: 190030001

## 8. MECHANICAL SPECIFICATIONS

PARAMETER	DESCRIPTION / CONDITION
Weight	150 g (0.33 lbs.)
Dimensions	101.6 x 50.8 x 33.6 mm (4.0 x 2.0 x 1.3 inch)

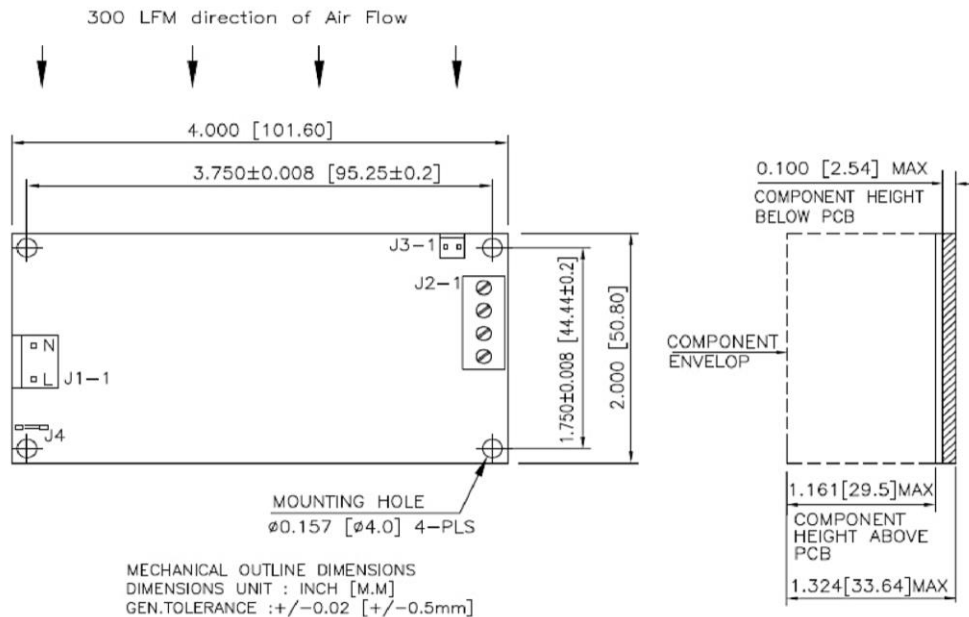
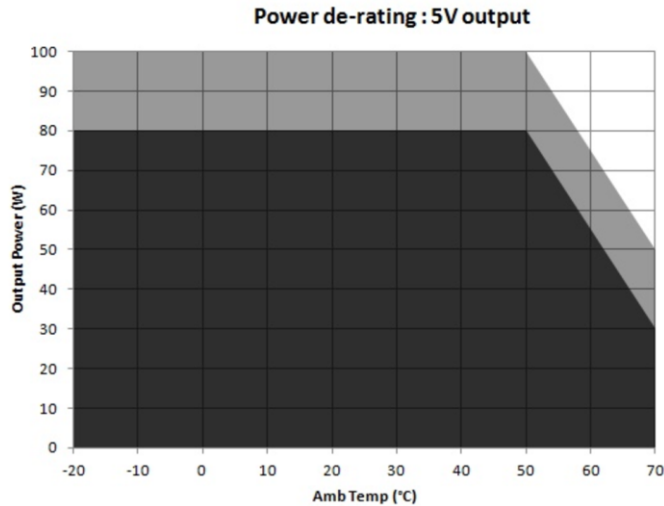


Figure 2 - Mechanical Drawing

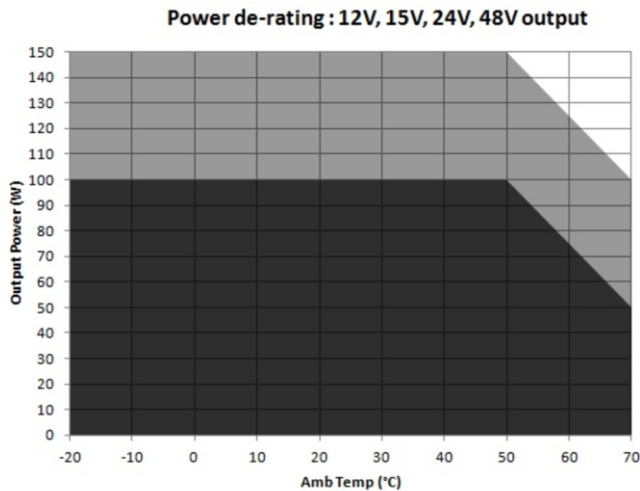
**NOTES:** In case the PCB is mounted in a metal enclosure, using metal hardware ensure the following:

- 1 Stand off, used to mount PCB has OD of 5.4 mm max.
- 2 Screws, used to fix PCB on stand off, have head dia of 6.0 mm max.
- 3 Washer, if used, to have dia of 6.5 mm max.



Convection load: 80 W up to 50 °C  
De-rate above 50 °C @ 3.125% per °C

Forced air cooled load: 100W up to 50°C  
De-rate above 50 °C @ 2.5% per °C



Convection load: 100 W up to 50 °C  
De-rate above 50 °C @ 2.5% per °C

Forced air cooled load : 150 W up to 50°C  
De-rate above 50 °C @ 1.67% per °C

Figure 2. Derating Curves

**For more information on these products consult: [tech.support@psbel.com](mailto:tech.support@psbel.com)**

**NUCLEAR AND MEDICAL APPLICATIONS** - Products are not designed or intended for use as critical components in life support systems, equipment used in hazardous environments, or nuclear control systems.

**TECHNICAL REVISIONS** - The appearance of products, including safety agency certifications pictured on labels, may change depending on the date manufactured. Specifications are subject to change without notice.



Asia-Pacific  
+86 755 298 85888

Europe, Middle East  
+353 61 225 977

North America  
+1 408 785 5200

## X-ON Electronics

Largest Supplier of Electrical and Electronic Components

*Click to view similar products for [Switching Power Supplies](#) category:*

*Click to view products by [Bel Fuse](#) manufacturer:*

Other Similar products are found below :

[70841011](#) [73-551-0005](#) [AAD600S-4-OP](#) [R22095](#) [HWS50A-5/RA](#) [KD0204](#) [9021](#) [S-15F-12](#) [LDIN100150](#) [LPM000-BBAR-01](#) [LPX17S-C](#)  
[EVS57-10R6/R](#) [FDC40-24S12](#) [FRV7000G](#) [22929](#) [CQM1IA121](#) [40370121900](#) [VI-PU22-EXX](#) [40370121910](#) [LDIN5075](#) [432703037161](#)  
[WRB01X-U](#) [LPX140-C](#) [08-30466-1040G](#) [09-160CFG](#) [70841004](#) [70841025](#) [VPX3000-CBL-DC](#) [LPM000-BBAR-05](#) [LPM000-BBAR-08](#)  
[LPM124-OUTA1-48](#) [LPM000-BBAR-07](#) [LPM109-OUTA1-10](#) [LPM616-CHAS](#) [08-30466-1055G](#) [08-30466-2175G](#) [DMB-EWG](#) [TVQF-](#)  
[1219-18S](#) [6504-226-2101](#) [CQM1IPS01](#) [XPFM201A+](#) [MAP80-4000G](#) [LFP300F-24-TY](#) [SMP21-L20-DC24V-5A](#) [VI-MUL-ES](#) [08-30466-](#)  
[0065G](#) [CME240P-24](#) [VI-RU031-EWWX](#) [08-30466-0028G](#) [S82Y-TS01](#)