


SFML-115-T2-L-D-LC



(1.27 mm) .050"

# SMT & THROUGH-HOLE TIGER EYE™ SOCKET

## SPECIFICATIONS

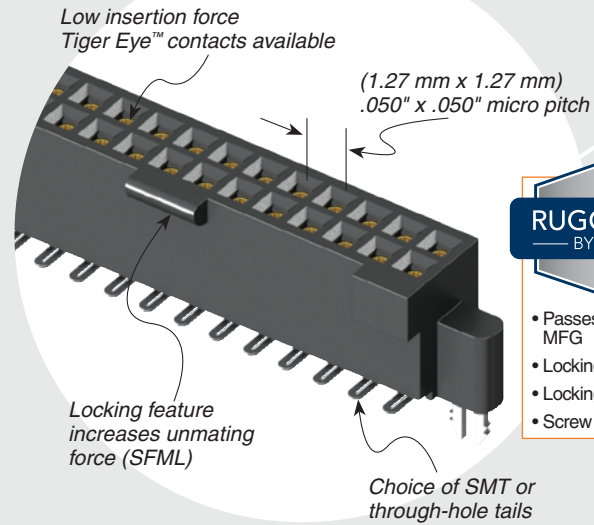
For complete specifications and recommended PCB layouts see [www.samtec.com?SFM](http://www.samtec.com?SFM) or [www.samtec.com?SFML](http://www.samtec.com?SFML)

**Insulator Material:**  
Black Liquid Crystal Polymer  
**Plating:**  
Au or Sn over 50 μ" (1.27 μm) Ni  
**Current Rating (SFM/TFM):**  
3.2 A per pin  
(2 pins powered)  
**Voltage Rating:**  
250 VAC mated with TFM  
**Operating Temp Range:**  
-55 °C to +125 °C  
**Insertion Depth:**  
(3.05 mm) .120" to  
(4.06 mm) .160"  
**Wiping Distance:**  
(0.38 mm) .015"  
**Normal Force:**  
Standard= 132 g (1.29 N) avg.;  
LIF= 90 g (0.88 N) avg.  
**Max Cycles:**  
10,000 with 30 μ" (0.76 μm) Au  
(Call Samtec for E.L.P.™  
plating option)  
**RoHS Compliant:**  
Yes

**SFM Board Mates:**  
TFM

**SFM Cable Mates:**  
TFSD, TFSS

**SFML Board Mates:**  
TFML



**RUGGEDIZED**  
BY SAMTEC

- Passes 10 Year MFG
- Locking option
- Locking clip option
- Screw Down option

## PROCESSING

**Lead-Free Solderable:**  
Yes  
**SMT Lead Coplanarity:**  
(0.10 mm) .004" max (05-25)  
(0.15 mm) .006" max (30-50)\*  
\*(.004" stencil solution  
may be available; contact  
IPG@samtec.com)

## RECOGNITIONS

For complete scope of recognitions see [www.samtec.com/quality](http://www.samtec.com/quality)



TYPE STRIP	NO. PINS PER ROW	LEAD STYLE	
1	03, 04, 06, 08 (SFM only)	(Surface Mount)	(Through-hole)
SFM = Standard	05, 07, 10, 15, 20, 25, 30, 35, 40, 45, 50 (Standard sizes)	-02 = Tiger Eye™ Contact (BeCu)	-01, -03 = Tiger Eye™ Contact (BeCu)
SFML = Locking		-L2 = Low Insertion Force Tiger Eye™ Contact (BeCu)	-L1, -L3 = Low Insertion Force Tiger Eye™ Contact (BeCu)
		-T2 = Tiger Eye™ LITE Contact (Phosphor Bronze)	-T1 = Tiger Eye™ LITE Contact (Phosphor Bronze)

**SINGLE ROW**

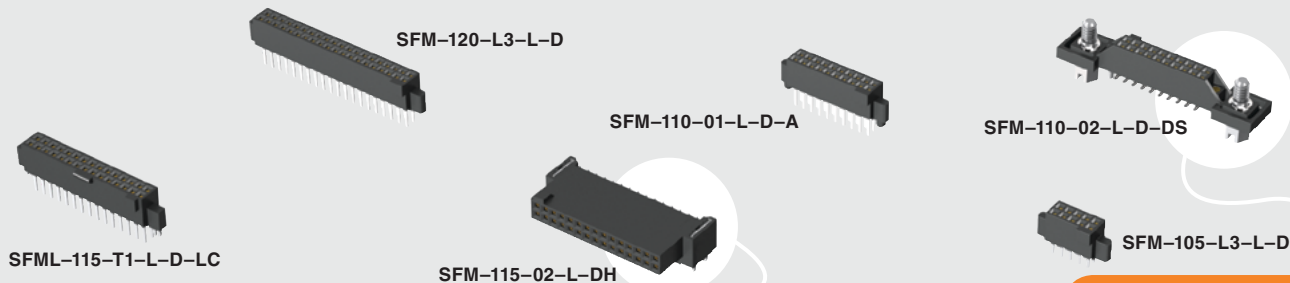
**DOUBLE ROW**

**Note:** Some sizes, styles and options are non-standard, non-returnable.


Due to technical progress, all designs, specifications and components are subject to change without notice.

[WWW.SAMTEC.COM](http://WWW.SAMTEC.COM)

All parts within this catalog are built to Samtec's specifications. Customer specific requirements must be approved by Samtec and identified in a Samtec customer-specific drawing to apply.




**SFM, SFML SERIES**



High-reliability Tiger Eye™ contacts

(1.27 mm x 1.27 mm)  
.050" x .050" micro pitch

Mates with TFM for coplanar and perpendicular mating



Screw down option

Surface mount or Through-hole tails

**OTHER SOLUTIONS**

- Lower cost plating options. See SFC Series.

**ALSO AVAILABLE (MOQ Required)**

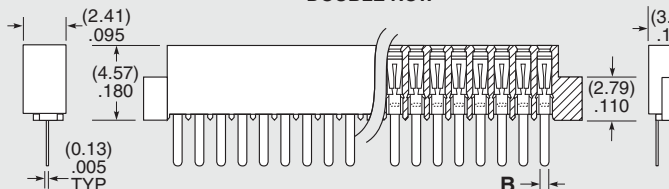
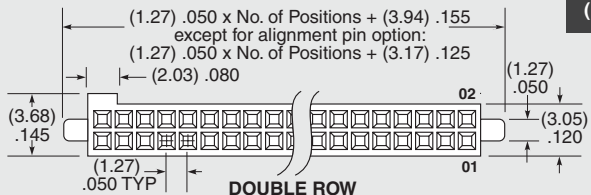
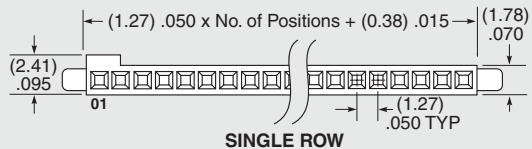
- Solder nail option
- Other sizes
- Other platings

**PLATING OPTION**

**-L**

= 10 μ" (0.25 μm) Gold on contact, Matte Tin on tail (Call Samtec for E.L.P.™ plating option)

LEAD STYLE	A	B
-01, -L1, -T1	(3.05) .120	(0.51) .020
-03, -L3	(1.91) .075	(0.41) .016



**ROW OPTION**

**-S**

= Single Row (SFM only)

**-D**

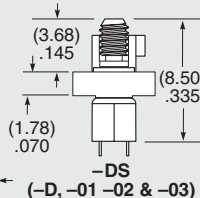
= Double Row

**-SH**

= Single Horizontal (05 thru 30 positions only) (SFM only) (Lead style -02 only)

**-DH**

= Double Horizontal (05 thru 30 positions only) (SFM only) (Lead style -02 only)



**-DS**  
(-D, -01 -02 & -03)

**OPTION**

Specify only -A, -LC or -DS (Not available with -DH, -SH)

**-A**

= Alignment Pin (Available with all lead styles)

**-LC**

= Locking Clip (Available with all lead styles) (Manual placement required)

**-DS**

= Dual Screw Down for (1.60 mm) .062" PCB (05 thru 40 positions only) (Lead styles -01, -02 & -03 only) (Requires -D row option) (Not available with SFML) (Mates with TFM-DS option) (Not available with -A, -LC, -K, -P, -TR)

Specify only -K or -P (Lead styles -02, -L2, -T2 only)

**-K**

= Polyimide film Pick & Place Pad (Not available with -DH, -SH)

**-P**

= Plastic Pick & Place Pad (Not available with -DH, -SH)

Specify -TR last (Lead styles -02, -L2, -T2 only)

**-TR**

= Tape & Reel (Required callout for -DH, -SH)

Due to technical progress, all designs, specifications and components are subject to change without notice.

[WWW.SAMTEC.COM](http://WWW.SAMTEC.COM)

All parts within this catalog are built to Samtec's specifications. Customer specific requirements must be approved by Samtec and identified in a Samtec customer-specific drawing to apply.

## X-ON Electronics

Largest Supplier of Electrical and Electronic Components

*Click to view similar products for [Headers & Wire Housings](#) category:*

*Click to view products by [Samtec](#) manufacturer:*

Other Similar products are found below :

[95000-104TRLF](#) [10135584-644402LF](#) [DF62W-EP2022PCA](#) [95000-106TRLF](#) [DF62W-2022SCA](#) [DF62W-EP2022PC](#) [2203348](#) [DF62W-2022SC](#) [1084018](#) [1029039](#) [1084017](#) [802-10-012-10-002000](#) [1112640](#) [1112639](#) [000-34000](#) [0009482033](#) [0009507031](#) [57102-S06-03LF](#) [57202-S52-04LF](#) [PCN6-15S-2.5E](#) [0039019024](#) [58102-G61-06LF](#) [582553-1](#) [0009508121](#) [0022285053](#) [0050291907](#) [018731A](#) [LY20-4P-DT1-P1E-BR](#) [02.125.8002.8](#) [60101931](#) [60598-1 \(Cut Strip\)](#) [M1625-3R/100](#) [61062-3](#) [61082-181009](#) [636-1427](#) [638009-1](#) [641938-9](#) [641991-4](#) [644168-1](#) [647662-1](#) [65039-019ELF](#) [65817-002LF](#) [65817-015LF](#) [65863-015LF](#) [66207-023LF](#) [67016-026LF](#) [67046-001LF](#) [67095-007LF](#) [67230-005LF](#) [68002-116](#)