

(2.54 mm) .100"

SS, SD, ESD, ESS, HSS SERIES

PRECISION MACHINED SOCKET STRIPS

Mates with:
TS, TD, HTS, BBS,
BBD, BBL, BDL, BHS

SPECIFICATIONS

For complete specifications see www.samtec.com?SS, www.samtec.com?ESS, www.samtec.com?SD, www.samtec.com?ESD or www.samtec.com?HSS

Insulator Material:
SS, SD, ESS, ESD= Black G.F. Polyester
HSS= Black Liquid Crystal Polymer
Contact:
BeCu
Shell:
Brass except Style 5A
Phosphor Bronze
Plating:
Au over 50 μ (1.27 μ m) Ni or Sn over 50 μ (1.27 μ m) Ni
Operating Temp Range:
-55 °C to +125 °C
Lead Size Range:
(0.38 mm to 0.56 mm)
.015" to .022" DIA
and most IC leads
RoHS Compliant:
Yes
Lead-Free Solderable:
Wave only

RECOGNITIONS

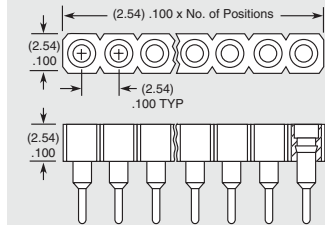
For complete scope of recognitions see www.samtec.com/quality



Note:
Some lengths, styles and options are non-standard, non-returnable.

TYPE STRIP	1	NO. PINS PER ROW	PLATING OPTION	LEAD STYLE	OPTION	OTHER OPTION
<p>01 thru 32 = SS, ESS Series</p> <p>01 thru 36 = HSS, SD & ESD Series</p>	<p>SS = Standard Single Row Socket</p> <p>HSS = High Temp Single Row Socket</p>	<p>ESS = Elevated Single Row Socket</p> <p>Styles -5A & -05 socket heads not countersunk.</p>	<p>-S = 10 μ" (0.25 μm) Gold contact, Tin shell (Styles 2 & 22 only)</p>	<p>-L = Locking Socket</p> <p>Add -L suffix for locking lead socket in end positions. Requires Style -2 or -22 and .035" \pm .003" DIA board hole.</p> <p>Requires -T Plating Option</p>	<p>-N = Non Flush</p> <p>N/A Style -5A</p>	
			<p>-T = 30 μ" (0.76 μm) Gold contact, Tin shell</p>			
<p>-G = 30 μ" (0.76 μm) Gold contact, 10 μ" (0.25 μm) Gold shell</p>						
<p>-TT = Tin contact and shell (Styles 1, 2, 4, and 05 except LIF N/A)</p>						
<p>ALSO AVAILABLE (MOQ Required)</p> <ul style="list-style-type: none"> Locking lead option on ESS and ESD series 						

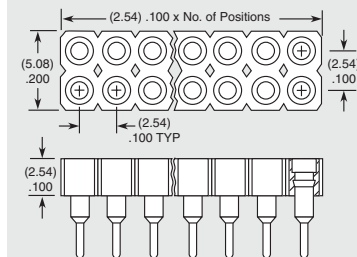
LIF= Low Insertion Force



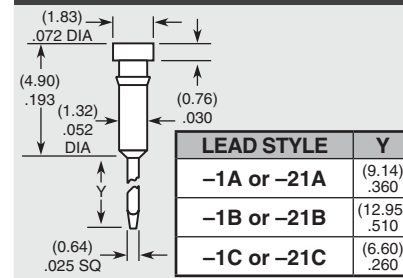
SD
= Standard Double Row Socket

ESD
= Elevated Double Row Socket

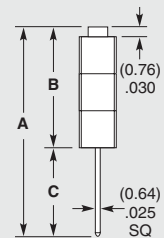
Style -5A not available.
Styles -5A & -05 socket heads not countersunk.



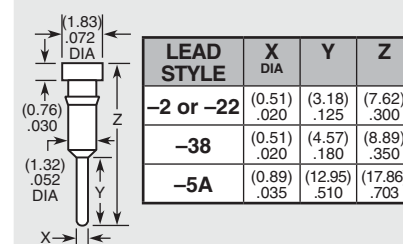
-1A, -1B or -1C
For LIF specify -21A, -21B or -21C (SS, HSS, SD)



-03, -04, -05
For LIF specify -23 (ESS, ESD)



-2, -22*, -5A, or -38*
*For LIF specify -22 or -38 (SS, HSS, SD)



Locking lead available. See OPTION.

LEAD STYLE	A	B	C
-05	(17.86) .703	(13.46) .530	(4.39) .173
-03 or -23	(11.51) .453	(8.38) .330	(3.12) .123
-04	(14.05) .553	(10.92) .430	(3.12) .123

Due to technical progress, all designs, specifications and components are subject to change without notice.

WWW.SAMTEC.COM

All parts within this catalog are built to Samtec's specifications.
Customer specific requirements must be approved by Samtec and identified in a Samtec customer-specific drawing to apply.

X-ON Electronics

Largest Supplier of Electrical and Electronic Components

Click to view similar products for [Headers & Wire Housings](#) category:

Click to view products by [Samtec](#) manufacturer:

Other Similar products are found below :

[95000-104TRLF](#) [10135584-644402LF](#) [DF62W-EP2022PCA](#) [95000-106TRLF](#) [DF62W-2022SCA](#) [DF62W-EP2022PC](#) [2203348](#) [DF62W-2022SC](#) [1084018](#) [1029039](#) [1084017](#) [802-10-012-10-002000](#) [1112640](#) [1112639](#) [000-34000](#) [0009482033](#) [0009507031](#) [57102-S06-03LF](#) [57202-S52-04LF](#) [PCN6-15S-2.5E](#) [0039019024](#) [58102-G61-06LF](#) [582553-1](#) [0009508121](#) [0022285053](#) [0050291907](#) [018731A](#) [LY20-4P-DT1-P1E-BR](#) [02.125.8002.8](#) [60101931](#) [60598-1 \(Cut Strip\)](#) [M1625-3R/100](#) [61062-3](#) [61082-181009](#) [636-1427](#) [638009-1](#) [641938-9](#) [641991-4](#) [644168-1](#) [647662-1](#) [65039-019ELF](#) [65817-002LF](#) [65817-015LF](#) [65863-015LF](#) [66207-023LF](#) [67016-026LF](#) [67046-001LF](#) [67095-007LF](#) [67230-005LF](#) [68002-116](#)