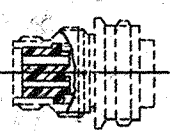
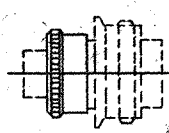
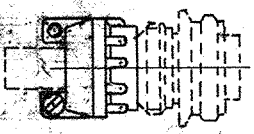
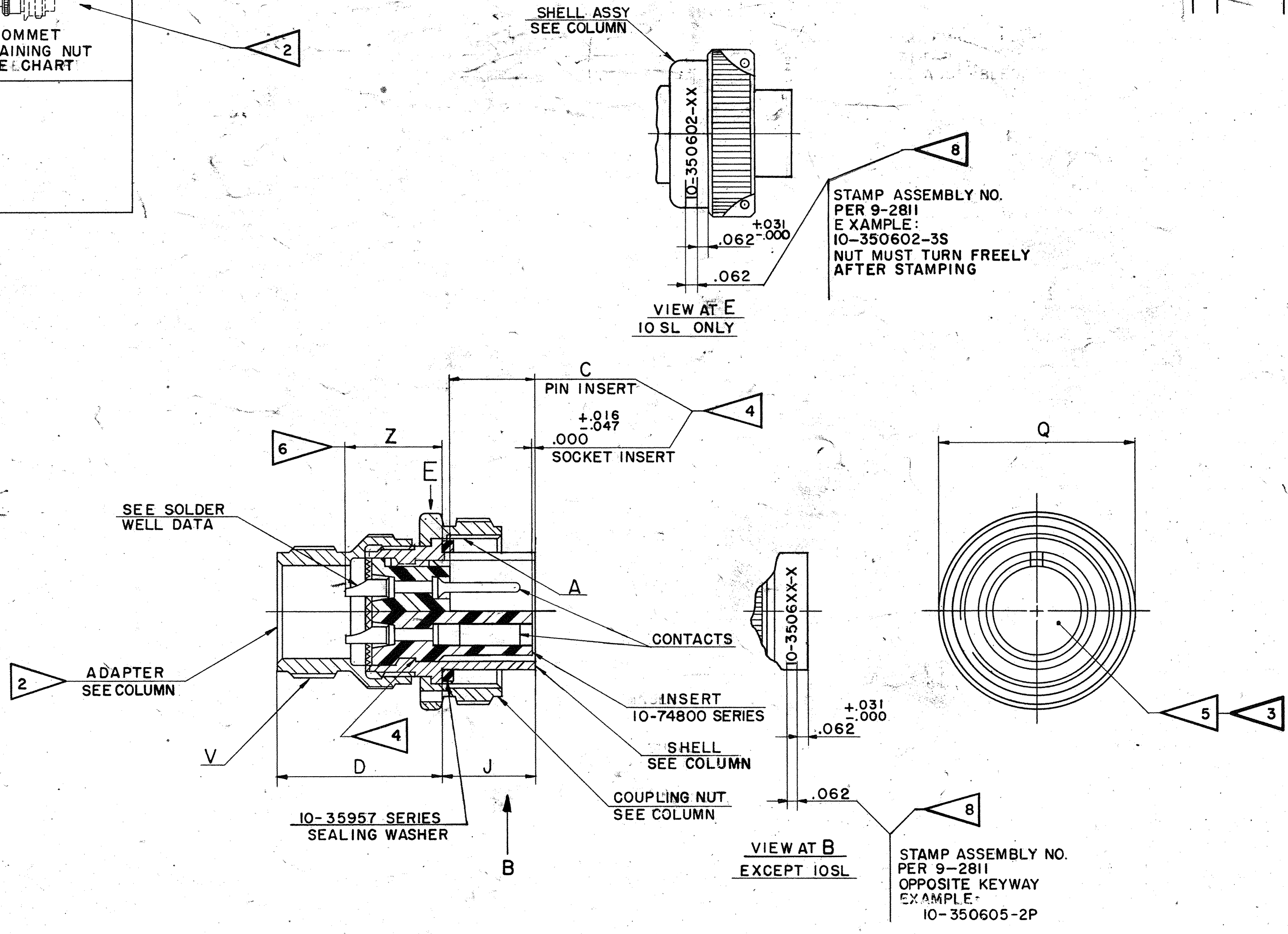


REL. 37508-215	WAS	DATE 5-11-61	D'MAN BARTKOW	APPD.
I CNR	WAS 10-305610/19	5-11-61	BARTKOW	
A1 51525-309	(MFG); ADD -44, -48 8	3-3-70	HANNI	
	DATA; REV NOTES 5,6,8,9			

ACCESSORIES (NOT PART OF STANDARD ASSEMBLY)	
 GROMMET 10-40800 SERIES	 GROMMET RETAINING NUT SEE CHART
 CABLE CLAMP 10-35900 SERIES	



10-350600 THRU  
10-350619

USE OF THIS DOCUMENT IS UNLIMITED. DOCUMENTS REFERENCED HEREON CONTAIN LIMITED RIGHTS DATA.

SOLDER WELL DATA					
CONTACT SIZE	0	4	8	12	16M
WELL DIA.	.469 <sup>+0.005</sup> <sub>-.003</sub>	.332 <sup>+0.005</sup> <sub>-.003</sub>	.209 <sup>+0.004</sup> <sub>-.002</sub>	.116 <sup>+0.004</sup> <sub>-.002</sub>	.078 <sup>+0.004</sup> <sub>-.002</sub>
WELL DEPTH	.625	.625	.500	.375	.250

MATERIAL SPEC.	PROCESS SPEC. SEE SHEET 2	<b>SCINTILLA MAGNETO DIVISION</b> BENDIX AVIATION CORPORATION SIDNEY, N. Y., U.S.A.			TOLERANCES UNLESS OTHERWISE SPECIFIED	
HEAT TREAT SPEC.	FINISH SPEC.	NAME CONNECTOR, ELECTRICAL PLUG, TYPE CMMG, OLIVE DRAB	FRACTIONS	ANGLES	DECIMALS	CONCENTRICITY
TOOL ACC.	COM. REC.	D'MAN Frazier	CHECKER Holly	MAT.	STDS 3-27-61	CH. D'MAN Balante
		APPROVED 3-28-61	SCALE NONE	APPROVED 3-28-61	SURFACE ROUGHNESS MICRO-INCHES RMS VALUE MAX	WEIGHT - LBS SEE PARTS LIST
					NEXT ASSEMBLY	AND IS NOT INTERCHANGEABLE
					SUPERSEDES	SUPERSEDED BY
						10-350600 THRU 10-350619

NOTES:  
SEE SHEET 2

REL-37508-275	WAS	DATE	D'MAN	APPD.
I	CNR	SEE SHEET I	5-10-61	PRICE
A1		SEE SHEET I	3-3-70	HANNI

ASSEMBLY NO.	AN. NO. REF.	DIMENSIONS								DETAILS			ACCESSORY
		A THREAD SIZE CLASS 2B	C +.016 -.047	D	J ±.005	Q DIA MAX	V THREAD(PLATED) SIZE CLASS 2A	Z ±.045	SHELL	COUPLING NUT	ADAPTER	GROMMET RETAINING NUT	
10-350600	3106E-8S	.5000-28 UNEF	.492	.859 ±.030	.531	.741	.5000-28 UNEF	.562	10-37266-8	10-37265-8	10-37267-8	10-37269-8	
10-350601	-10S-	.6250-24 NEF	.492	.937 ±.030	.531	.869	.5000-28 UNEF		10-37266-10	10-37265-10	-10	-10	
10-350602	-10SL-	.6250-24 NEF		.937 ±.025	.531	.946	.6250-24 NEF		10-113488-11 (SHELL ASSY)		-12	-12	
10-350603	-12S-	.7500-20 UNEF	.492	.937 ±.030	.531	.995			10-37266-12	10-37265-12	-12	-12	
10-350604	-12-	.7500-20 UNEF	.679	1.124 ±.030	.719	.995		.812	-13	-13	-13	-13	
10-350605	-14S-	.8750-20 UNEF	.492	.937 ±.030	.531	1.123	.7500-20 UNEF	.562	-14	-14	-14	-14	
10-350606	-14-	.8750-20 UNEF	.679	1.124 ±.030	.719	1.123	.7500-20 UNEF	.812	-15	-15	-15	-15	
10-350607	-16S-	1.0000-20 UNEF	.492	.937 ±.030	.531	1.250	.8750-20 UNEF	.562	-16	-16	-16	-16	
10-350608	-16-	1.0000-20 UNEF	.679	1.124 ±.030	.719	1.250	.8750-20 UNEF	.812	-17	-17	-17	-17	
10-350609	-18-	1.1250-18 NEF		1.219 ±.030		1.333	1.0000-20 UNEF		-18	-18	-18	-18	
10-350610	-20-	1.2500-18 NEF		1.125 ±.030		1.461	1.1875-18 NEF		-20	-20	-20	-20	
10-350611	-22-	1.3750-18 NEF		1.219 ±.030		1.588	1.1875-18 NEF		-22	-22	-22	-22	
10-350612	-24-	1.5000-18 NEF		1.251 ±.030		1.715	1.4375-18 NEF		-24	-24	-24	-24	
10-350613	-28-	1.7500-18 NS		1.470 ±.030		1.968	1.4375-18 NEF		-28	-28	-28	-28	
10-350614	-32-	2.0000-18 NS		1.439 ±.030		2.209	1.7500-18 NS		-32	-32	-32	-32	
10-350615	-36-	2.2500-16 UN		1.500 ±.030		2.463	2.0000-18 NS		-36	-36	-36	-36	
10-350616	-40-	2.5000-16 UN		1.469 ±.030		2.718	2.2500-16 UN		-40	-40	-40	-40	
10-350617	-44-	2.7500-16 UN		1.818 <sup>+.020</sup> <sub>-.030</sub>		3.084	2.5000-16 UN	1.063	-44	-44	-44	NOT AVAILABLE	
10-350618	-48-	3.0000-16 UN		1.818 ±.030		3.354	3.0000-16 UN	1.063	-48	-48	-48	NOT AVAILABLE	
10-350619		NOT AVAILABLE											

10-350600 THRU  
10-350619

6. FOR SIZE "0" CONTACT ONLY, INCREASE Z DIM. BY .312 FOR SHELL SIZES 8 THRU 40 & BY .062 FOR SHELL SIZES 44 & 48.
5. FOR CONTACT SIZE, SPACING, & SERVICE RATING, SEE DRAWINGS ANDIO425 THRU ANDIO438.
4. DIMENSIONS MUST BE MAINTAINED WHEN INSERTS ARE PRESSED FIRMLY AGAINST INDICATED SHOULDER.
3. INSERTS AND CONTACTS ARE REMOVABLE.
2. ADAPTER MUST BE REMOVED WHEN GROMMET RETAINING NUT IS USED.
1. ALL LOCKWIRE HOLES ARE .045 DIA MIN.

10. UNITS ILLUSTRATED MEET THE MATERIAL & FINISH REQUIREMENTS OF MIL-C-5015C.
9. SEE DRAWINGS 10-68008 THRU 10-68050 & 10-68208 THRU 10-68240 FOR REQUIRED MATING RECEPTACLE ASSEMBLIES.
8. SEE WORK ORDER FOR PERMISSIBLE ADDITIONAL OR ALTERNATE STAMPING.
7. TO COMPLETE ASSEMBLY NUMBER & AN. NO. REF, ADD APPLICABLE INSERT ARRANGEMENT SUFFIX TO BASE NUMBERS LISTED ABOVE. (FOR ALTERNATE ARRANGEMENTS REFER TO 9-2437 TO DETERMINE DESIRED INSERT ARRANGEMENT. SEE PARTS LISTS 10-350600 THRU 10-350619.

NOTES

MATERIAL SPEC.	PROCESS SPEC. TEST 9-3106-5	SCINTILLA MAGNETO DIVISION BENDIX AVIATION CORPORATION SIDNEY, N. Y., U.S.A.				TOLERANCES UNLESS OTHERWISE SPECIFIED.			
HEAT TREAT SPEC.	ASSY. 9-3103-1	NAME CONNECTOR, ELECTRICAL, PLUG, TYPE C(I) MC.				FRACTIONS ±	ANGLES ±	CONCENTRICITY	WEIGHT-LBS.
TOOL ACC.	9-2811, 9-2437	D'MAN CHECKER MAT. STDS. CH. D'MAN APPROVED SCALE.				DECIMALS ±.010	CONCENTRICITY	SEE PARTS LIST	
COM. REC.		Frazier 3-22-61 3-27-61 3-28-61				SURFACE ROUGHNESS MICRO-INCHES RMS VALUE MAX			
		NONE				NEXT ASSEMBLY			
						SUPERSEDES AND IS NOT INTERCHANGEABLE			
						SUPERSEDED BY 10-350600 THRU 10-350619			

## X-ON Electronics

Largest Supplier of Electrical and Electronic Components

*Click to view similar products for [Circular MIL Spec Connector](#) category:*

*Click to view products by [Amphenol](#) manufacturer:*

Other Similar products are found below :

[89075GULPR](#) [0025-262-542](#) [0025-264-3014](#) [58-570121-04S](#) [0134-213-1208](#) [0134-213-2209](#) [0025-258-000](#) [60-042022-07P](#) [60-042022-19P](#)  
[60-042022-23P](#) [60-042217-10P](#) [0114-201-1278](#) [012-0467-000](#) [602GB06EG24-61SN](#) [0134-201-1207](#) [0134-213-1006](#) [6104-207-2302](#) [6104-](#)  
[208-1902](#) [61-168211-04P](#) [61-168617-10P](#) [6131-202-19149P](#) [6131-204-21149P](#) [6131-208-13149P](#) [6131-209-17149P](#) [6131-210-11149P](#) [6131-](#)  
[211-19149P](#) [6131-216-19149P](#) [6131-259-21149P](#) [6131-259-23149P](#) [6131-265-17149P](#) [6131-265-19149P](#) [CS3100A18-1P-472](#) [CS3100A-36-](#)  
[77P](#) [CS3101A-16-55P](#) [CS3102A-10SL-55P](#) [CS3102A-14S-58P](#) [CS3102A-32-17P](#) [CS3102A32-25S](#) [CS3102C18-4P-472](#)  
[CS3106A10SL3S004](#) [CS3106A-18-73S](#) [CS3108A-14S-52S](#) [CS3108A-28-51S](#) [6162-233-1277](#) [6162-324-1231](#) [M243082296Z](#)  
[M2884010AC1S1](#) [CT0-24-10SC](#) [CT0M20-7PCAU](#) [M28840/17AC1G3](#)