

## Features

- 1-1/4" Rectangular / Multiturn  
Wirewound / Industrial / Sealed
- Panel mount option available
- Listed on the QPL per MIL-PRF-27208
- For trimmer applications/processing guidelines, [click here](#)

# RT12 - Trimpot® Trimming Potentiometer

### Electrical Characteristics

Standard Resistance Range ..... 10 to 20K ohms  
 (see standard resistance table)  
 Resistance Tolerance ..... ±5 % std.  
 Absolute Minimum Resistance ..... 0.1 % or 1 ohm max.  
 (whichever is greater)  
 Noise ..... 100 ohms ENR max.  
 Resolution..... See Resistance Table  
 Insulation Resistance ..... 500 vdc.  
 1,000 megohms min.  
 Dielectric Strength  
 Sea Level ..... 1,500 vac  
 70,000 Feet..... 400 vac  
 Adjustment Travel..... 22 turns nom.

### Environmental Characteristics

Power Rating @ 70 °C ..... 1 watt  
 Power Rating @ 150 °C ..... 0 watt  
 Temperature Range.....-55 °C to +150 °C  
 Temperature Coefficient ..... ±50 ppm/°C  
 Seal Test..... 85 °C Fluorinert\*  
 (pin styles only)  
 Humidity..... MIL-STD-202 Method 106  
 96 hours  
 2 % ΔTR, 100 Megohms IR)  
 Vibration ..... 30 G (1 % ΔTR; 0.5 %  
 + resolution DVR)  
 Shock..... 100 G (1 % ΔTR; 0.5 %  
 + resolution ΔVR)  
 Load Life....1,000 hours 1 watt @ 70 °C  
 (2 % ΔTR)  
 Rotational Life..... 200 cycles (2 % ΔTR)

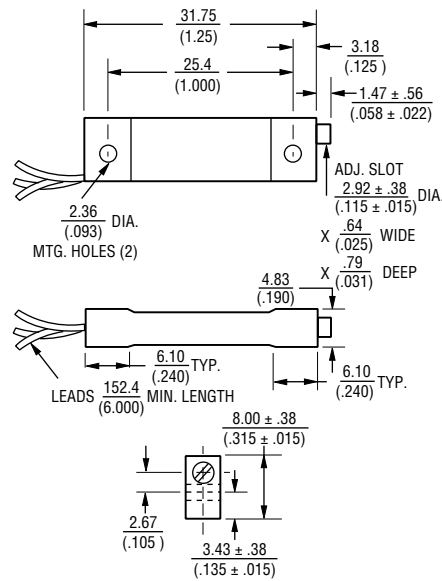
### Physical Characteristics

Torque..... 5.0 oz-in. max.  
 Mechanical Stops ..... Wiper idles  
 Terminals ..... Solderable pins and lugs  
 Flexible leads ..... (7 strands of 30 AWG)  
 Weight ..... 0.10 oz.  
 Marking..... Manufacturer's trademark,  
 resistance code, terminal numbers,  
 date code, manufacturer's model  
 number and style  
 Wiper ..... 50 % (Actual TR) ±10 %  
 Flammability ..... U.L. 94V-0  
 Standard Packaging  
 P&Y Style ..... 10 pcs. per tube  
 L Style ..... 25 pcs. per bag  
 Adjustment Tool..... H-90

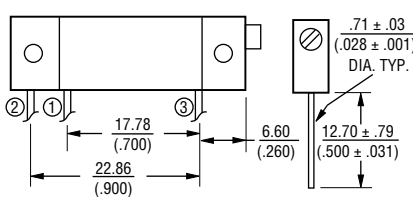
### Product Dimensions

#### RT12C2L

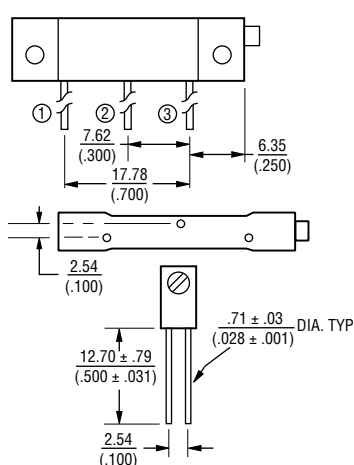
#### Common Dimensions



#### RT12C2P



#### RT12C2Y



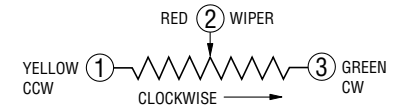
### How To Order

MIL-PRF-27208 RT12 C2 P 101

Model \_\_\_\_\_  
 Characteristic \_\_\_\_\_  
 C = ±50 ppm/°C Temp. Coeff. Max.  
 2 = 85 °C Rating Temp.  
 150 °C Max. Operating Temp.  
 Terminal Style \_\_\_\_\_  
 Resistance Code \_\_\_\_\_

### Standard Resistance Table

Resistance (Ohms)	Resistance Code	Nominal Resolution (Percent)
10	100	2.40
20	200	1.90
50	500	1.40
100	101	1.00
200	201	0.86
500	501	0.89
1,000	102	0.72
2,000	202	0.58
5,000	502	0.43
10,000	103	0.34
20,000	203	0.31



DIMENSIONS:  $\frac{\text{MM}}{\text{(INCHES)}}$   
 TOLERANCES: ±  $\frac{0.25}{(.010)}$  EXCEPT WHERE NOTED

REV. 04/14

\*"Trimpot" is a registered trademark of Bourns, Inc.

\*RoHS Directive 2002/95/EC Jan. 27, 2003 including annex and RoHS Recast 2011/65/EU June 8, 2011.

Specifications are subject to change without notice.

The device characteristics and parameters in this data sheet can and do vary in different applications and actual device performance may vary over time.

Users should verify actual device performance in their specific applications.

## X-ON Electronics

Largest Supplier of Electrical and Electronic Components

*Click to view similar products for [Trimmer Resistors - Through Hole](#) category:*

*Click to view products by [Bourns](#) manufacturer:*

Other Similar products are found below :

[56PR250K](#) [M63M102KB30T607](#) [M63M103KB40](#) [M63M501KB40](#) [M63P102KB30T607](#) [M63P105KB30T607](#) [M63P202KB40](#)  
[M63P203KB30T607](#) [M63P203KB40](#) [M63P205KB30T607](#) [M63P501KB40](#) [M63P502KB40](#) [M63S102KB40](#) [M63S103KB40](#) [M63X101KB40](#)  
[M63X103KB40](#) [M63X104KB40](#) [M63X253KB40](#) [M63X501KB40](#) [M63X503KB40](#) [M70Y102KB25](#) [76PR500K](#) [79PR5K](#) [P8PY103KB25](#)  
[CT6P-103](#) [M63M102KB40](#) [M63M104KB40](#) [M63M502KB40](#) [M63P102KB40](#) [M63P103KB30T640](#) [M63P103KB40](#) [M63P104KB30T607](#)  
[M63P104KB40](#) [M63P204KB40](#) [M63P504KB40](#) [M63S203KB40](#) [M63S502KB40](#) [M63X105KB40](#) [M63X502KB40](#) [M70Y203KB25](#)  
[M70Y502KB25](#) [404806505008](#) [388N-100](#) [409HA102M](#) [4270W105K](#) [56PR2MEG](#) [82PR2KLFTB](#) [416MA504P](#) [SK 104 25,4 STC TO 220](#)  
[9702-2SL-1](#)