



EC7C SERIES


40 WATT 2:1 INPUT RANGE

DC-DC CONVERTERS



FEATURES

- * 40W Isolated Output
- * 2" X 2" Six-Sided Shield Metal Case
- * High Efficiency Up to 93%
- * Fixed 350KHz Switching Frequency
- * 2 : 1 Input Range
- * Regulated Outputs
- * Continuous Short Circuit Protection
- * CE Mark Meets 2004/108/EC
- * UL60950-1 Approval



章 節	C-8
頁 次	1-1

MODEL NUMBER	INPUT VOLTAGE	OUTPUT VOLTAGE	OUTPUT CURRENT		INPUT CURRENT		% EFF.	Capacitor Load max.
			MIN.	MAX.	NO LOAD	FULL LOAD		
EC7C-12S25	9 - 18 V	2.5 VDC	0mA	10000mA	200 mA	2354 mA	88.5	10000uF
EC7C-12S33	9 - 18 V	3.3 VDC	0mA	10000mA	200 mA	3090 mA	89	10000uF
EC7C-12S05	9 - 18 V	5 VDC	0mA	8000mA	200 mA	3683 mA	90.5	8000uF
EC7C-12S12	9 - 18 V	12 VDC	0mA	3333mA	200 mA	3643 mA	91.5	3300uF
EC7C-12S15	9 - 18 V	15 VDC	0mA	2666mA	200 mA	3642 mA	91.5	2700uF
EC7C-12D12	9 - 18 V	±12 VDC	90mA	±1800mA	100 mA	4022 mA	89.5	1800uF
EC7C-12D15	9 - 18 V	±15 VDC	70mA	±1400mA	100 mA	3867 mA	90.5	1400uF
EC7C-12D3305	9 - 18 V	3.3V/5.0V	0mA	10A/7.5A	100 mA	3727 mA	89(3)	7270uF/7270uF
EC7C-12T3312	9 - 18 V	3.3±12 V	0.6A/±40mA	6A/±0.4A	200 mA	2768 mA	88.5	6000uF/400uF
EC7C-12T3315	9 - 18 V	3.3±15 V	0.6A/±30mA	6A/±0.3A	200 mA	2712 mA	88.5	6000uF/330uF
EC7C-12T0512	9 - 18 V	5.0±12 V	0.6A/±40mA	6A/±0.4A	200 mA	3729 mA	88.5	6000uF/400uF
EC7C-12T0515	9 - 18 V	5.0±15 V	0.6A/±30mA	6A/±0.3A	200 mA	3611 mA	90	6000uF/330uF
EC7C-24S25	18 - 36V	2.5 VDC	0mA	10000mA	100 mA	1157 mA	90	10000uF
EC7C-24S33	18 - 36V	3.3 VDC	0mA	10000mA	100 mA	1519 mA	90.5	10000uF
EC7C-24S05	18 - 36V	5 VDC	0mA	8000mA	110 mA	1812 mA	92	8000uF
EC7C-24S12	18 - 36V	12 VDC	0mA	3333mA	100 mA	1792 mA	93	3300uF
EC7C-24S15	18 - 36V	15 VDC	0mA	2666mA	100mA	1792 mA	93	2700uF
EC7C-24D12	18 - 36V	±12 VDC	90mA	±1800mA	100 mA	1967 mA	91.5	1800uF
EC7C-24D15	18 - 36V	±15 VDC	70mA	±1400mA	100 mA	1902 mA	92	1400uF
EC7C-24D3305	18 - 36V	3.3V/5.0V	0mA	10A/7.5A	50 mA	1843 mA	90(3)	7270uF/7270uF
EC7C-24T3312	18 - 36V	3.3±12 V	0.6A/±40mA	6A/±0.4A	100 mA	1361 mA	90	6000uF/400uF
EC7C-24T3315	18 - 36V	3.3±15 V	0.6A/±30mA	6A/±0.3A	100 mA	1333 mA	90	6000uF/330uF
EC7C-24T0512	18 - 36V	5.0±12 V	0.6A/±40mA	6A/±0.4A	100 mA	1813 mA	91	6000uF/400uF
EC7C-24T0515	18 - 36V	5.0±15 V	0.6A/±30mA	6A/±0.3A	100 mA	1786 mA	91	6000uF/330uF
EC7C-48S25	36 - 75V	2.5 VDC	0mA	10000mA	50 mA	585 mA	89	10000uF
EC7C-48S33	36 - 75V	3.3 VDC	0mA	10000mA	50 mA	764 mA	90	10000uF
EC7C-48S05	36 - 75V	5 VDC	0mA	8000mA	60 mA	906 mA	92	8000uF
EC7C-48S12	36 - 75V	12 VDC	0mA	3333mA	60 mA	896 mA	93	3300uF
EC7C-48S15	36 - 75V	15 VDC	0mA	2666mA	60 mA	906 mA	92	2700uF
EC7C-48D12	36 - 75V	±12 VDC	90mA	±1800mA	50 mA	989 mA	91	1800uF
EC7C-48D15	36 - 75V	±15 VDC	70mA	±1400mA	50 mA	962 mA	91	1400uF
EC7C-48D3305	36 - 75V	3.3V/5.0V	0mA	10A/7.5A	50 mA	926 mA	89.5(3)	7270uF/7270uF
EC7C-48T3312	36 - 75V	3.3±12 V	0.6A/±40mA	6A/±0.4A	50 mA	684 mA	89.5	6000uF/400uF
EC7C-48T3315	36 - 75V	3.3±15 V	0.6A/±30mA	6A/±0.3A	50 mA	682 mA	88	6000uF/330uF
EC7C-48T0512	36 - 75V	5.0±12 V	0.6A/±40mA	6A/±0.4A	50 mA	932 mA	88.5	6000uF/400uF
EC7C-48T0515	36 - 75V	5.0±15 V	0.6A/±30mA	6A/±0.3A	50 mA	903 mA	90	6000uF/330uF

NOTE: 1. Nominal Input Voltage 12, 24, 48 VDC

2. The total power of EC7C-12D3305, EC7C-24D3305 and EC7C-48D3305 should not be exceeded 40W.

3. The efficiency is measured with rated load current (3.3V/6A, 5V/4A).

SPECIFICATIONS

All Specifications Typical At Nominal Line, Full Load, and 25°C Unless Otherwise Noted

INPUT SPECIFICATIONS:

- Input Voltage Range
 - 12V 9-18V, 24V 18-36V, 48V 36-75V
- Input Surge Voltage (100ms max.)
 - 12V 25Vdc max., 24V 50Vdc max., 48V 100Vdc max.
- Under voltage lockout
 - 12Vin: power up 8.8V, power down 8.0V
 - 24Vin: power up 17V, power down 16V
 - 48Vin: power up 34V, power down 32V
- Positive/Negative Logic Remote ON/OFF (note 5 & 6)
- Input Filter PI Type

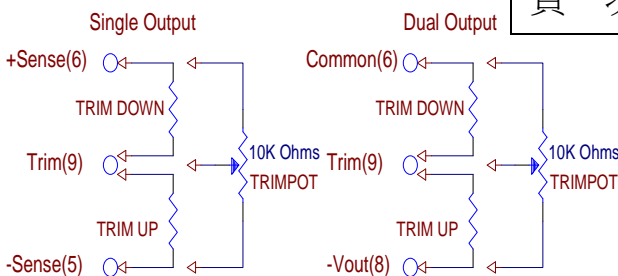
OUTPUT SPECIFICATIONS:

- Voltage Accuracy Single/Dual ±1.5% max.
 - Dual positive 3.3V±1.5% max., 5V±3% max.
 - Triple Main ±1.5% max., Auxiliary ±3.0% max.
- Voltage Balance(Dual) ±2.0% max.
- Transient Response: 75% - 100% Step Load Change (Main Output)
 - Error Band ... ±5% Vout nominal, Recovery Time < 300us
- Output Voltage Adjustment Range ... Single/Dual Vo±10%, Dual Positive±5%
- Ripple & Noise, 20MHz BW (Measured with 0.1uF MLCC)
 - 2.5V&3.3V&5V 50mVpp,max., 12V&15V 75mVpp max.
 - Dual ±12V 120mVpk-pk, max., ±15V 150mVpk-pkmax.
 - Dual positive +3.3V /+5V 100mVpk-pk max.
- Temperature Coefficient ±0.02%/°C
- Line Regulation (note 1) Single/Dual/Dual positive ±0.5% max.
 - Triple Main ±1.0% max., Auxiliary ±3.0% max.
- Load Regulation (note 2) Single ±0.5% max., Dual ±1.0% max.
 - Dual positive(note 3) 3.3V ±1.5% max., 5V±4% max.
 - Triple ... Main ±1.0% max., Auxiliary ±4.0% max.
- Cross Regulation (note 4) +3.3V±1.0% max. +5V±4.0% max.
- Over voltage Protection (Zener Diode Clamp) 2.5V 3.6Vdc typ.
 - 3.3V 3.9Vdc typ., 5V 6.2Vdc typ.
 - 12V 15Vdc typ., 15V 18Vdc typ.
- Output Current Limit, % Nominal Output 110% ~140%
- Output Short Circuit Protection Continuous (hiccup mode)
- Start up time 10ms typ.

NOTE:

- Measured From High Line to Low Line(Dual positive at rated load).
- Measured From Full Load to 10% Load.
- Measured From Max. Load to Zero Load, other output at Zero Load.
- Measured From Max. Load to 10% Load, other output at 10% Load.
- Logic Compatibility CMOS or Open Collector TTL, ref. to -Vin
 - Module ON >3.5Vdc to 75Vdc or Open Circuit
 - Module OFF <1.8Vdc.
- Suffix "N" to the Model Number with Negative Logic Remote ON/OFF
 - Module ON <1.8Vdc,
 - Module OFF >3.5Vdc to 75Vdc or Open Circuit
- If +/-Sense is not being used, the +Sense should be connected to +Vout and likewise the -Sense should be connected to -Vout.
- Maximum case temperature under any operating condition should not be exceeded 100°C.

EXTERNAL OUTPUT TRIM

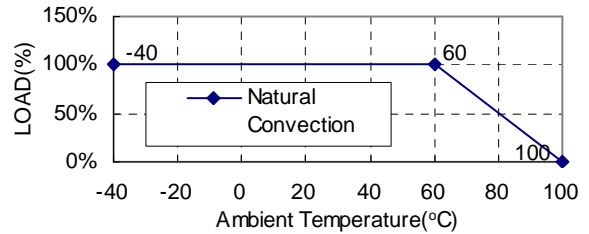


章 節	C-8
頁 次	1-2

GENERAL SPECIFICATIONS:

- Efficiency..... See Table
- Isolation Voltage Input/Output 1500VDC max.
- Isolation Resistance 10⁹ ohm min.
- Isolation Capacitance 1000pF typ.
- Switching Frequency 350KHz typ.
- Operating Ambient Temperature -40°C to +85°C
- De-rating, Above 60°C Linearly to Zero power at 100°C
- Case Temperature (note 8) 100°C max.
- Cooling Natural Convection
- Storage Temperature -55°C to +125°C
- Humidity 95% RH max. Non condensing
- MTBF... MIL-STD-217F, GB, 25°C, Full Load
 - XXD3305 ... 500Khrs typ., Others 700Khrs typ.
- Thermal Shutdown, Case Temperature 110°C Typical
- Dimensions 2.00×2.00×0.40 inches(50.8×50.8×10.2 mm)
- Case Material Black Coated Copper with Non-Conductive Base
- Weight 65g

Typical Derating curve for Natural Convection

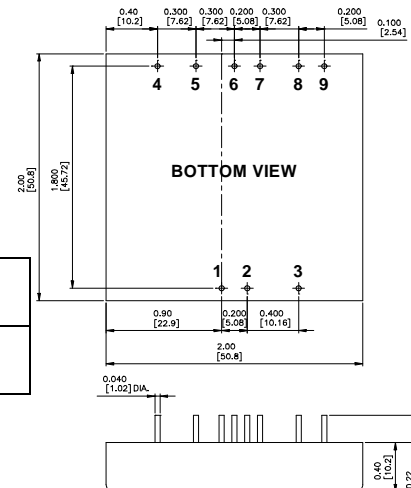


PIN CONNECTION				
Pin	Single	Dual	Dual Positive	Triple
1	+Vin	+Vin	+Vin	+Vin
2	- Vin	- Vin	- Vin	- Vin
3	ON / OFF	ON / OFF	ON / OFF	ON / OFF
4	NC	No Pin	+3.3Vout	+Aux. Out
5	- Sense	+Vout	Com(3.3V RTN)	Common
6	+Sense	Common	Trim	- Aux. Out
7	+Vout	Common	NC	+Vout
8	- Vout	- Vout	+5Vout	- Vout (Common)
9	Trim	Trim	Com(5V RTN)	NC

*NC : NO CONNECTION WITH PIN

Case C Dimensions:

All Dimensions In Inches(mm)
 Tolerance Inches: X.XX=±0.02, X.XXX=±0.010
 Millimeters: X.X=±0.5, X.XX=±0.25



X-ON Electronics

Largest Supplier of Electrical and Electronic Components

Click to view similar products for [Isolated DC/DC Converters](#) category:

Click to view products by [Cincon](#) manufacturer:

Other Similar products are found below :

[ESM6D044440C05AAQ](#) [FMD15.24G](#) [PSL486-7LR](#) [PSR152.5-7IR](#) [Q48T30020-NBB0](#) [AVO240-48S12B-6L](#) [AVO250-48S28B-6L](#) [NAN-0505](#) [HW-L16D](#) [JAHW100Y1](#) [217-1617-001](#) [22827](#) [SPB05C-12](#) [SQ24S15033-PS0S](#) [18952](#) [19-130041](#) [CE-1003](#) [CE-1004](#) [GQ2541-7R](#) [PSE1000DCDC-12V](#) [RDS180245](#) [MAU228](#) [419-2065-201](#) [449-2075-101](#) [TME 0303S](#) [TME 0505S](#) [TME 1205S](#) [TME 1212S](#) [TME 2405S](#) [TME 2412S](#) [V300C24C150BG](#) [419-2062-200](#) [419-2063-401](#) [419-2067-101](#) [419-2067-501](#) [419-2068-001](#) [DCG40-5G](#) [DFC15U48D15](#) [449-2067-000](#) [XGS-0512](#) [XGS-1205](#) [XGS-1212](#) [XGS-2412](#) [XGS-2415](#) [XKS-1215](#) [033456](#) [NCT1000N040R050B](#) [SPB05B-15](#) [SPB05C-15](#) [TME 0509S](#)