



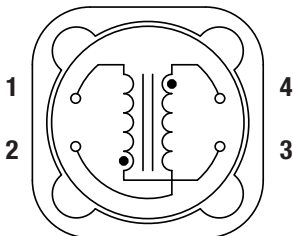
### FEATURES

- RoHS compliant
- 1.0μH to 400μH<sup>1</sup>
- Up to 9.5A IDC
- Bobbin format
- Dual winding
- Surface mount
- Integral EMI shield
- Compact size
- Tape and reel packaging
- J-STD-020-C reflow
- Backwards compatible with Sn/Pb soldering systems

### PRODUCT OVERVIEW

The 4700 series is a range of dual wound inductors offering flexible options. Windings can be connected in series or parallel to create a wide range of inductance combinations. They can also be used as common mode chokes or 1:1 transformers with the secondary winding used as a feedback winding in switched mode power supplies.

### PIN CONNECTIONS (TOP VIEW)



3 & 1 = Primary winding  
4 & 2 = Secondary winding

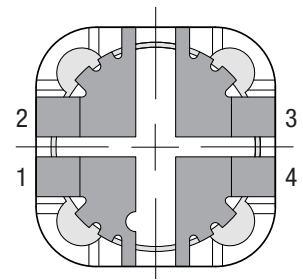
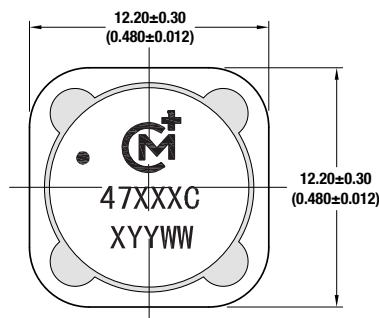


For full details go to  
[www.murata-ps.com/rohs](http://www.murata-ps.com/rohs)

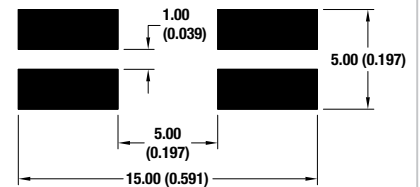
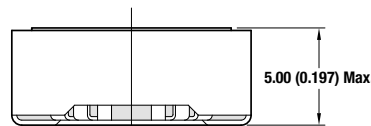
### SELECTION GUIDE

Order Code	Inductance <sup>1</sup> (10kHz, 100mV <sub>AC</sub> ) 1&3, 2&4	Inductance Range (10kHz, 100mV <sub>AC</sub> ) 1&3, 2&4	DC Current <sup>2</sup> (parallel connection)	DC Resistance 1&3, 2&4
	Nom.	Min. - Max.	Max.	Max.
	μH	μH	A	mΩ
471R0C	1.0	0.83 - 1.39	9.50	8.9
472R2C	2.2	1.38 - 2.30	6.80	13.7
473R3C	3.3	2.87 - 4.79	5.50	23.3
474R7C	4.7	4.08 - 6.12	4.60	32.4
476R8C	6.8	5.24 - 7.86	3.90	44.8
47100C	10	8.00 - 12.0	3.20	70.2
47150C	15	11.3 - 17.0	2.60	106
47220C	22	17.4 - 26.1	2.10	165
47330C	33	27.6 - 41.4	1.80	207
47470C	47	36.7 - 55.1	1.47	298
47680C	68	54.9 - 82.3	1.22	456
47101C	100	81.4 - 122	1.01	686

### MECHANICAL DIMENSIONS



### Recommended Footprint Details



All dimensions in mm (inches). Package weight: 2.5g Typ.

### ABSOLUTE MAXIMUM RATINGS

Isolation voltage (flash tested for 1 second), pins 3 & 4	500V <sub>DC</sub>
Operating free air temperature range	-40°C to 85°C
Storage temperature range	-40°C to 125°C

### SOLDERING INFORMATION<sup>3</sup>

Peak reflow temperature	245°C
Pin finish	Tin

Specifications typical at T<sub>A</sub> = 25°C

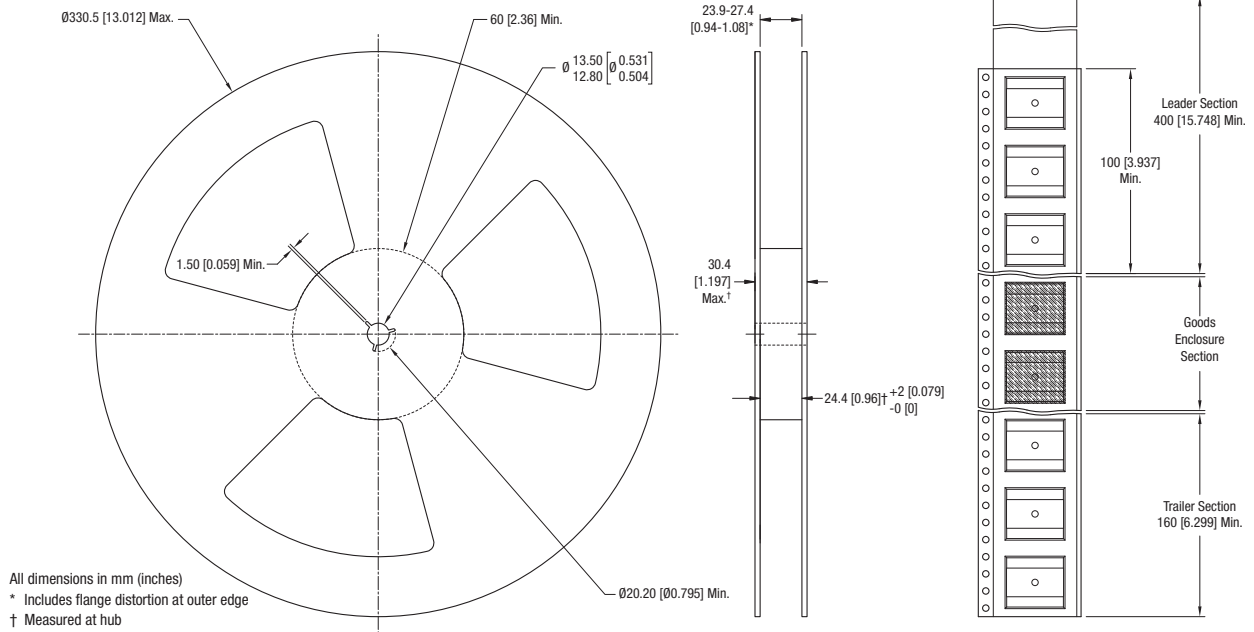
1 When connecting windings in series, inductance will be 4 times the nominal figure shown.

2 If current is flowing in both windings, the maximum DC current occurs when either the inductance falls to 85% of its nominal value or when its temperature rise reaches 40°C, whichever is sooner.

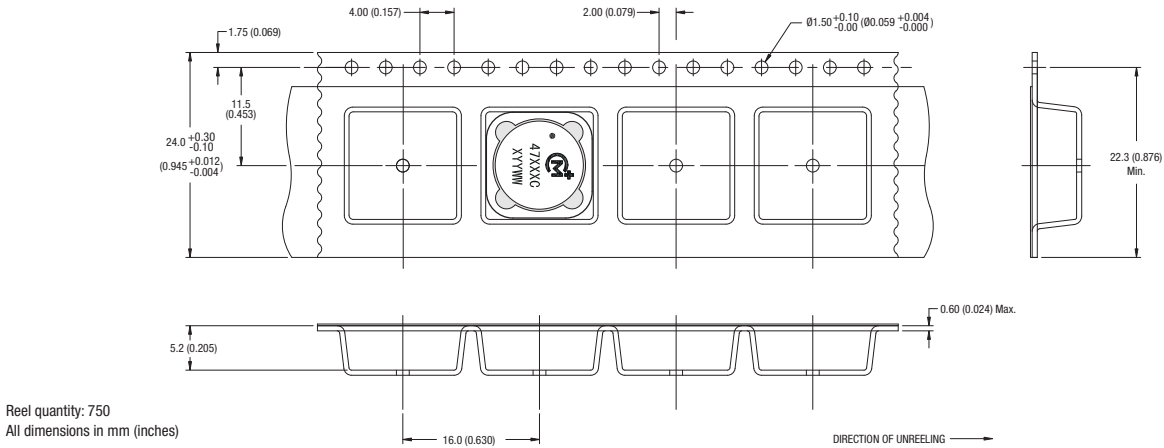
3 For further information, please visit [www.murata-ps.com/rohs](http://www.murata-ps.com/rohs)

## TAPE & REEL SPECIFICATIONS

### REEL OUTLINE DIMENSIONS



### TAPE OUTLINE DIMENSIONS



This product is subject to the following [operating requirements](#) and the [Life and Safety Critical Application Sales Policy](#):

Refer to: <http://www.murata-ps.com/requirements/>

Murata Power Solutions, Inc. makes no representation that the use of its products in the circuits described herein, or the use of other technical information contained herein, will not infringe upon existing or future patent rights. The descriptions contained herein do not imply the granting of licenses to make, use, or sell equipment constructed in accordance therewith. Specifications are subject to change without notice. © 2018 Murata Power Solutions, Inc.

## X-ON Electronics

Largest Supplier of Electrical and Electronic Components

*Click to view similar products for [Coupled Inductors](#) category:*

*Click to view products by [Murata](#) manufacturer:*

Other Similar products are found below :

[NPIS48LS1R0YTRF](#) [UP2-150-R](#) [NPIS21LS2R2MTRF](#) [NIN-HCR27JTRF](#) [CPL-4-50TR-R](#) [SRP2313AA-220M](#) [SRR3818A-330M](#)  
[SRP2313AA-330M](#) [HM78D-755470MLFTR](#) [P0175NL](#) [FPT705-150-R](#) [HM78D-1288R2MLFTR](#) [SRF1280-1R5Y](#) [47100C](#) [DRQ125-102-R](#)  
[48100C](#) [CTX16-18405-R](#) [74485542820](#) [DRQ125-820-R](#) [74485542680](#) [CTX68-4A-R](#) [CTX50-3P-R](#) [CTX5-1-R](#) [DRQ127-R47-R](#) [SRF4530A-](#)  
[101Y](#) [CTX15-2P-R](#) [HM78D-755220MLFTR](#) [HA78D-1284R7MLFTR](#) [CTX16-17769-R](#) [HM78D-1210680MLFTR](#) [CTX150-4A-R](#)  
[74485540820](#) [476R8C](#) [47101C](#) [48220C](#) [CL1108-4-50TR-R](#) [CL-12-24](#) [SRF1280-R47Y](#) [CL-4-8](#) [47330C](#) [47220C](#) [74485540101](#) [CL-1-2](#) [CL-](#)  
[2-4](#) [CL-6-12](#) [PM3602-150-RC](#) [PM3602-5-RC](#) [PM3602-200-RC](#) [PM3602-250-RC](#) [PM3602-300-RC](#)