

DO NOT SCALE FROM THIS PRINT

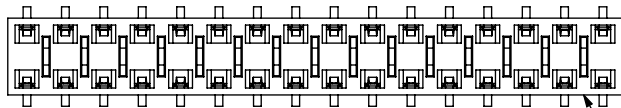


FIG 5  
-BE OPTION  
(SAME AS FIG 1 UNLESS OTHERWISE STATED)

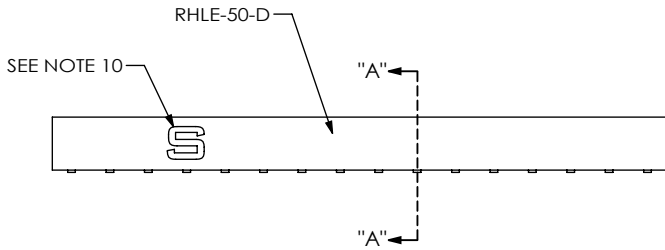
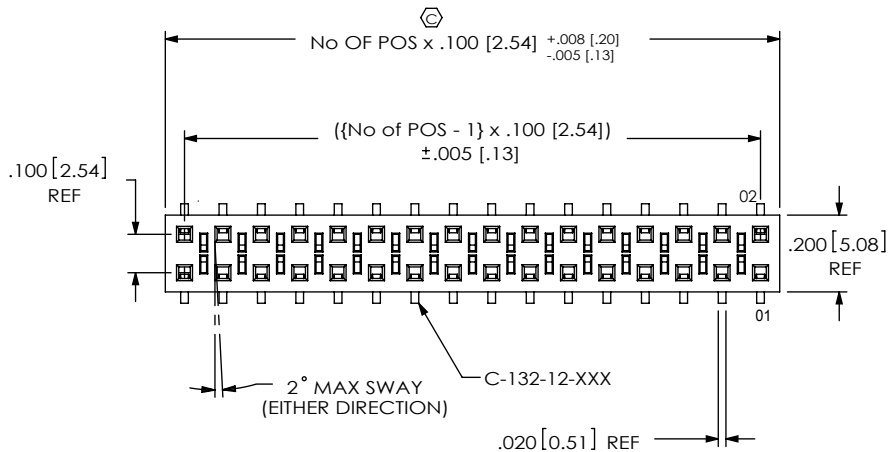
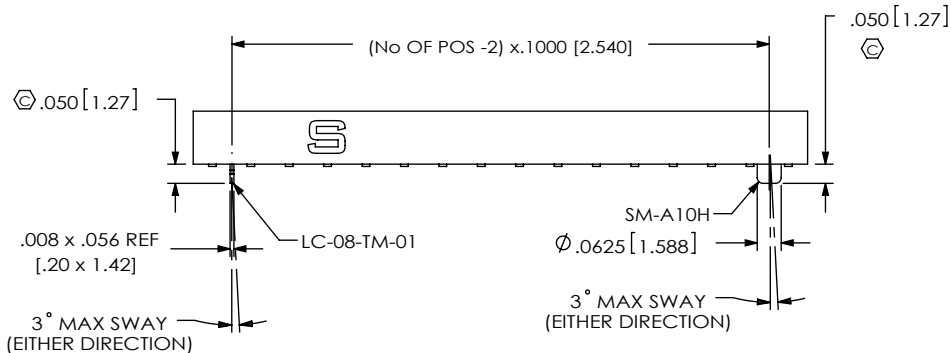


FIG 1  
HLE-116-02-XXX-DV SHOWN

**TABLE 2**

POSITION	COPLANARITY
-01 THRU -20	.004 [.10]
-21 THRU -50	.006 [.15]

FIG 2  
-A & -LC OPTION



# HLE-1XX-02-XXX-DV-XX-XX-XX

No OF POSITIONS  
-02 THRU -50  
(PER ROW)

LEAD STYLE  
-02: SURFACE MOUNT  
(USE C-132-12-X)

PLATING SPECIFICATION

- G: 20µ" GOLD IN CONTACT AREA  
3µ" ON TAIL (USE C-132-12-G)
- S: 30µ" SELECTIVE GOLD IN CONTACT AREA MATTE TIN ON TAIL (USE C-132-12-S)
- F: 3µ" SELECTIVE FLASH GOLD IN CONTACT AREA MATTE TIN ON TAIL (USE C-132-12-F)
- L: 10µ" SELECTIVE LIGHT GOLD IN CONTACT AREA MATTE TIN ON TAIL (USE C-132-12-L)
- H: 30µ" HEAVY GOLD IN CONTACT AREA 3µ" ON TAIL (USE C-132-12-H)
- STL: 30µ" SELECTIVE GOLD IN CONTACT AREA TIN/LEAD (90%/10 +/-5%) (USE C-132-12-STL)
- SM: 30µ" SELECTIVE GOLD IN CONTACT AREA MATTE TIN ON TAIL (USE C-132-12-S)
- FM: 3µ" SELECTIVE FLASH GOLD IN CONTACT AREA MATTE TIN ON TAIL (USE C-132-12-F)
- LM: 10µ" LIGHT GOLD IN CONTACT AREA MATTE TIN ON TAIL (USE C-132-12-L)

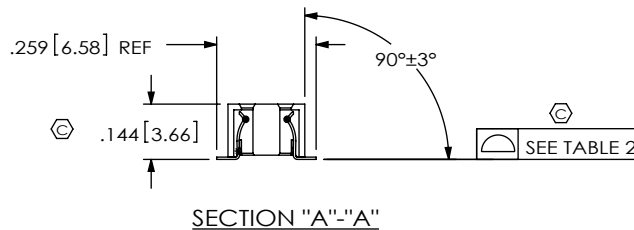
OPTION  
-TR: TAPE & REEL  
(2 - 29 POSITIONS ONLY)

OPTION  
-P: PICK & PLACE PAD  
(POS -03 THRU -50 ONLY)  
-A: ALIGNMENT PIN (4 POS MIN)  
-LC: LOCKING CLIP (2 POS MIN)  
(SEE NOTE 9)  
-K: USE K-DOT-.256-.375-.005  
POLYAMIDE FILM PAD (AVAILABLE  
ON POS -03 THRU -50; .005 [.13]  
THICKNESS)  
(SEE FIG 4)

OPTION  
-BE: BOTTOM ENTRY  
(USE RHLE-50-DBE)(SEE FIG. 5)  
(LEAVE BLANK FOR STANDARD)

ROW SPECIFICATION  
-DV: DOUBLE VERTICAL  
(USE RHLE-50-D)

PATENT NUMBERS  
5713755 / 5961339



- NOTES:
1. Ⓢ REPRESENTS A CRITICAL DIMENSION.
  2. ALL IDENTIFICATION MARKS MUST NOT STAND GREATER THAN .002 [.05] OFF THE SURFACE OF THE PART.
  3. PULL OUT FORCE FOR -LC, -A, & CONTACT IS 12 oz MIN.
  4. COPLANARITY: SEE TABLE 2.
  5. BURR ALLOWANCE: .003 [.08] MAX
  6. CUT ASSEMBLIES AFTER FILL. CUT FLASH TO BE .010 MAX WITH NO FLASH ALLOWED IN HOLES OR EXTENDING BELOW LEADS. WILL LOSE A POSITION FOR EVERY CUT MADE ON A SOCKET STRIP.
  7. TUBE POSITIONS 03 THRU 50. LAYER PACKAGE POSITION 02.
  8. ENDWALL THICKNESS: .030+/- .005[.76+/- .13] TO BE MEASURED FROM BOTTOM VIEW.
  9. DUE TO THE HIGH AMOUNT OF INSERTION FORCE NEEDED, THE -LC OPTION IS NOT COMPATIBLE WITH AUTO PLACEMENT. SAMTEC RECOMMENDS MANUAL PLACEMENT FOR ALL ASSEMBLIES WITH THE -LC OPTION.
  10. SAMTEC LOGO MAY NOT BE PRESENT ON CUT TO POSITION CONNECTORS.

UNLESS OTHERWISE SPECIFIED, DIMENSIONS ARE IN INCHES.  
TOLERANCES ARE:  
DECIMALS ANGLES  
.XX: ±.01 [.3] 3°  
.XXX: ±.005 [.13]  
.XXXX: ±.0020 [.051]

PROPRIETARY NOTE  
THIS DOCUMENT CONTAINS INFORMATION CONFIDENTIAL AND PROPRIETARY TO SAMTEC, INC. AND SHALL NOT BE REPRODUCED OR TRANSFERRED TO OTHER DOCUMENTS OR DISCLOSED TO OTHERS OR USED FOR ANY PURPOSE OTHER THAN THAT WHICH IT WAS OBTAINED WITHOUT THE EXPRESSED WRITTEN CONSENT OF SAMTEC, INC.



520 PARK EAST BLVD. NEW ALBANY, IN 47150  
PHONE: 812-944-6733 FAX: 812-948-5047  
e-Mail: info@SAMTEC.com code: 55322

MATERIAL: DO NOT SCALE DRAWING SHEET SCALE: 2:1  
BODY: VECTRA E130i  
CONTACT: BeCu

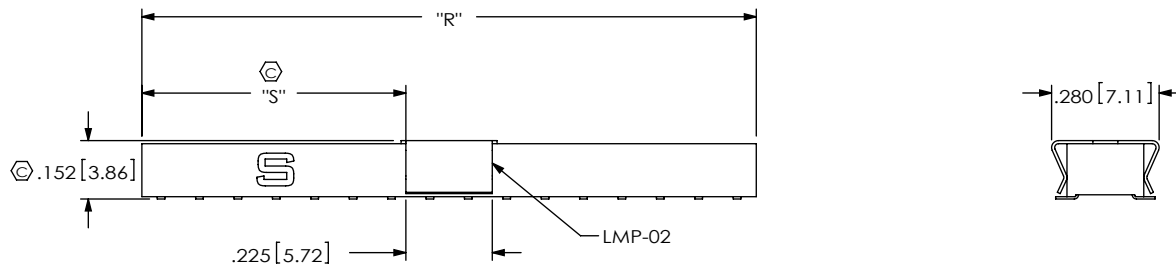
DESCRIPTION:  
[2.54] .100 TIGER BEAM SOCKET ASSEMBLY

DWG. NO.  
HLE-1XX-02-XXX-DV-XX-XX-XX

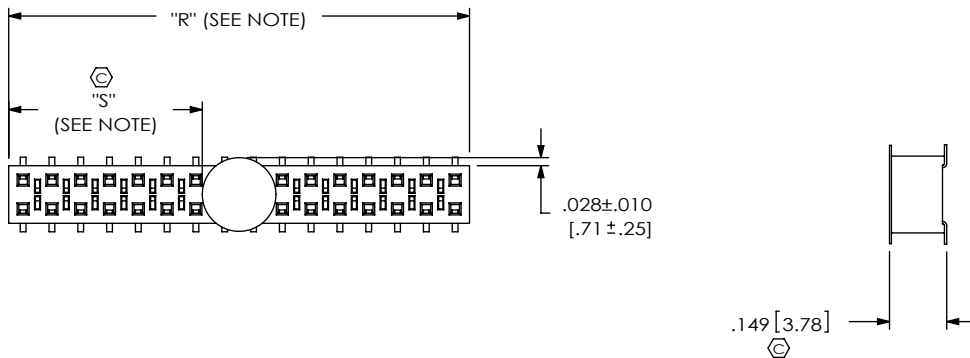
BY: ED MESSER 12/19/98 SHEET 1 OF 2

**FIG 3**  
 (-P: PICK AND PLACE PAD)  
 AVAILABLE ON POSITIONS 03 THRU 50

NOTE: "R" = USE MEASURED DIM (REF)  
 "S" =  $\{("R" - .225 [5.72])/2\} \pm .020 [.51]$

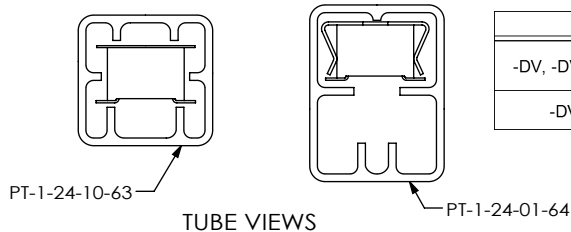


**FIG 4**  
 -K: POLYIMIDE FILM PAD  
 AVAILABLE ON POS 03 THRU 50



NOTE: "R" = USE MEASURED DIM (REF)  
 "S" =  $\{("R" - .2559 [6.500])/2\} \pm .020 [.51]$

F:\DWG\MISC\MKTG\HLE-1XX-02-XXX-DV-XX-XX-XX-MKT.SLDDRW



STYLE	PKG TUBE	PLUG
-DV, -DV-LC, -DV-A, -DV-A-P, -DV-P	PT-1-24-01-64	TP-03
-DV-K, -DV-A-K, -DV-LC-K	PT-1-24-10-63	TP-24

**PROPRIETARY NOTE**

THIS DOCUMENT CONTAINS INFORMATION CONFIDENTIAL AND PROPRIETARY TO SAMTEC, INC. AND SHALL NOT BE REPRODUCED OR TRANSFERRED TO OTHER DOCUMENTS OR DISCLOSED TO OTHERS OR USED FOR ANY PURPOSE OTHER THAN THAT WHICH IT WAS OBTAINED WITHOUT THE EXPRESSED WRITTEN CONSENT OF SAMTEC, INC.

DO NOT SCALE DRAWING

SHEET SCALE: 2:1



520 PARK EAST BLVD, NEW ALBANY, IN 47150  
 PHONE: 812-944-6733 FAX: 812-948-5047  
 e-Mail: info@SAMTEC.com code: 55322

DESCRIPTION:  
 .100 TIGER BEAM SOCKET ASSEMBLY

DWG. NO.  
 HLE-1XX-02-XXX-DV-XX-XX-XX

BY: ED MESSER 12/19/98 SHEET 2 OF 2

## X-ON Electronics

Largest Supplier of Electrical and Electronic Components

*Click to view similar products for [Board to Board & Mezzanine Connectors](#) category:*

*Click to view products by [Samtec](#) manufacturer:*

Other Similar products are found below :

[10135583-642402LF](#) [89885-310LF](#) [589158040000018](#) [6-1393048-0](#) [68683-613](#) [MDF7-12DP-2.54DSA](#) [MDF7-18P-2.54DSA\(01\)](#) [MDF7-20DP-2.54DSA](#) [MDF7-26D-2.54DSA\(55\)](#) [MDF7-3P-2.54DSA\(01\)](#) [MDF7B-3P-2.54DSA\(55\)](#) [MDF7C-11P-2.54DSA\(55\)](#) [MDF7C-18P-2.54DSA\(55\)](#) [MDF7C-5P-2.54DSA\(01\)](#) [MDF7P-5P-2.54DSA\(55\)](#) [75234-0516](#) [FCN-230C068-11](#) [FCN-268F012-G/BD](#) [FCN-268F036-G/BD](#) [FCN-268M012-G/0D](#) [FCN-268M024-G/1D](#) [FCN-360C008-C](#) [FCN-360C040-C](#) [FCN-723J004/1](#) [MIS-048-01-F-D-DP-K](#) [832-10-034-10-001000](#) [93696-325LF](#) [11828-1FA](#) [AXK630345P](#) [18097-0013](#) [ICA-328STT](#) [2007042-2](#) [304400-2](#) [FCN-214Q030-G/0](#) [FCN-215Q040-G/0](#) [FCN-230C068-ESA](#) [FCN-234P048-G/0](#) [FCN-235D050-G/C](#) [FCN-360A3](#) [FCN-360C040-B](#) [210-93-314-41-105000](#) [2-22603-0](#) [379-064-521-202](#) [MDF7-12P-2.54DSA\(01\)](#) [MDF7-16P-2.54DS\(56\)](#) [MDF7-40DP-2.54DSA\(55\)](#) [MDF7-8P-2.54DSA\(55\)](#) [MDF7B-16P-2.54DSA\(55\)](#) [AXG720047](#) [5031084030](#)