



## 38999 Connector with Reinforced Sealing

Resin sealed for harsh environment applications. Up to 1000 times higher sealing than standard version.

- Wide availability** ■ All 38999 layouts.  
Aluminum, including RoHS Black Zinc Nickel.  
Composite for ultra low weight.  
Titanium or stainless steel for outdoor application.
- Fully intermateable** ■ 8LT with MS27466 or HE308.  
8ST with VG96912 or JN1003.  
8D with D38999, EN3645 or BACC63CT/DB.
- Temperature** ■ Fast temperature change: from -55°C to 125°C.  
Compatible with wave or iron soldering.
- Contacts** ■ PC tail or solder contacts.  
Male or female contacts.  
Tin plated version available.  
Shoulderless contact available, consult us.

Not QPL registered.



## Description

- Reinforced sealed receptacle with male or female straight PC tail contacts
- Strong sealing performance:  $10^{-7}$  atm.cm<sup>3</sup>/s
- Designed for unpressurized area
- 125°C max (operational temperature)
- 100 % scoop proof
- Full RoHS solution
- High density connectors
- Weight saving compared to hermetic version
- Other SOURIAU ranges on request

## Technical features

### Mechanical

- **Shell plating:**
  - . 8LT & 8ST aluminum shell:
    - . Black zinc nickel (Z)
    - . Olive drab cadmium (B)
    - . Nickel (F)
  - . 8D aluminum shell:
    - . Black zinc nickel (Z)
    - . Olive drab cadmium (W)
    - . Nickel (F)
  - . 8D composite shell:
    - . Olive drab cadmium (J)
    - . Nickel (M)
  - . 8D stainless steel shell:
    - . Nickel (S)
    - . Passivated (K)
  - . 8D titanium shell:
    - . Nickel (TF)
    - . Without plating (TT)
- **Insulator:** Thermoplastic
- **Interfacial seal:** Silicone elastomer
- **Contacts:** Copper alloy
- **Contacts plating:** Gold over nickel plated
- **Endurance:** 500 mating/unmating operations

### Electrical

- **Contact resistance:**

Contacts size	26	22	20	16	12	8	4
Resistance mΩ	16	14.6	7.3	3.8	3.5	3	2
- **Shielding:**
  - . 8LT: . 90db - 100MHz
  - . . 50db - 10GHz
  - . 8ST: . 70 db - 100MHz
  - . 8D: . F; S; TF: 65db - 10GHz
  - . . F; Z; W; J; M: 85db - 1GHz
  - . . Z; W: 50db - 10GHz
  - . . K; TT: 45db - 10GHz
- **Shell continuity:**
  - . 8LT: . Z; B: 2.5mΩ
  - . . F: 1mΩ
  - . 8ST: . Z; B: 2.5mΩ
  - . . F: 1mΩ
  - . 8D: . F; TF; S: 1mΩ
  - . . Z; ZC; W: 2.5mΩ
  - . . J; M: 3mΩ
  - . . JVS: 5mΩ
  - . . TT; K: 10mΩ

### Environmental

- **Temperature range:** -55°C +125°C
- **Sealing (initial):**  $10^{-7}$  atm.cm<sup>3</sup>/s
- **Salt spray:**
  - . 8LT: . B; Z: 500h
  - . . F: 48h
  - . 8ST: . B; Z: 500h
  - . . F: 48h
  - . 8D: . F; S; TF: 48h
  - . . Z; W; JVS; TT; K; S: 500h
  - . . J; M: 2000h

## Ordering information

### 8LT part number

<b>Basic Series</b>	<b>8LTR</b>	<b>0</b>	<b>C</b>	<b>09</b>	<b>Z</b>	<b>35</b>	<b>P</b>	<b>N</b>
<b>Shell style</b>								
<ul style="list-style-type: none"> <li>0: Square flange receptacle</li> <li>1: In line receptacle</li> <li>2: Short square flange receptacle not accepting backshell</li> <li>3: Square flange receptacle, rear mounting</li> <li>7: Jam nut receptacle</li> </ul>								
<b>Type</b>								
<ul style="list-style-type: none"> <li>C: Receptacle with short PC tail (male and female #22D, #20, #16)</li> <li>L: Connector with long PC tail (male and female #22D)</li> <li>S: Connector with specific PC Tail (male and female #22D)</li> <li>M: Connector with medium PC tail (male #22D)</li> <li>P: Connector with solder cup: . Pin: #22D &amp; #16; Socket: #12</li> <li>. Socket: #22D &amp; #16; Pin: #12 - Please consult us</li> </ul>								
<b>Shell size</b>								
09, 11, 13, 15, 17, 19, 21, 23, 25								
<b>Plating</b>								
<ul style="list-style-type: none"> <li>B: Olive green cadmium</li> <li>F: Nickel</li> <li>Z: Black zinc nickel</li> </ul>								
<b>Contact layouts</b>								
See page 5								
<b>Contact type</b>								
<ul style="list-style-type: none"> <li>P: Male</li> <li>S: Female</li> </ul>								
<b>Orientation</b>								
N, A, B, C, D (Orientation B & C not developed for shell size 9)								

### 8ST part number

<b>Basic series</b>	<b>8STR</b>	<b>0</b>	<b>C</b>	<b>10</b>	<b>Z</b>	<b>35</b>	<b>P</b>	<b>N</b>
<b>Shell style</b>								
<ul style="list-style-type: none"> <li>0: Square flange receptacle</li> <li>1: In line receptacle</li> <li>2: Square flange receptacle, not accepting backshell</li> <li>3: Square flange receptacle, rear mounting</li> <li>7: Jam nut receptacle</li> </ul>								
<b>Type</b>								
<ul style="list-style-type: none"> <li>L: Connector with long PC tail contacts</li> <li>M: Connector with medium PC tail contacts</li> <li>C: Connector with short PC tail contacts</li> </ul>								
<b>Shell size</b>								
08, 10, 12, 14, 16, 18, 20, 22, 24								
<b>Plating</b>								
<ul style="list-style-type: none"> <li>Z: Black zinc nickel</li> <li>F: Nickel</li> <li>G: Olive green cadmium</li> </ul>								
<b>Contact layouts</b>								
See page 5								
<b>Contact type</b>								
<ul style="list-style-type: none"> <li>P: Pin</li> <li>S: Socket</li> </ul>								
<b>Orientation</b>								
N, A, B, C, D (Orientation B & C not developed for shell size 8)								

## Ordering information

### 8D part number

<b>Basic Series:</b>	<b>8DR</b>	<b>0</b>	<b>C</b>	<b>09</b>	<b>Z</b>	<b>35</b>	<b>P</b>	<b>N</b>
<b>Shell type:</b>								
0: Square flange receptacle								
1: In line receptacle (8D aluminum only)								
7: Jam nut receptacle (except 8D Composite)								
<b>Contact type:</b>								
C: Receptacle with short PC tail (male and female #22D, #20, #16, #12)								
L: Connector with long PC tail (male and female #22D)								
S: Connector with specific PC Tail (male and female #22D)								
M: Connector with medium PC tail (male #22D)								
P: Connector with solder cup: . Pin: #22D, #20 & #16; Socket: #12								
. Socket: #22D, #20 & #16; Pin: #12 - Please consult us								
<b>Shell size</b>								
09, 11, 13, 15, 17, 19, 21, 23, 25								
<b>Aluminum plating:</b>								
F: Nickel								
Z: Black zinc nickel								
W: Olive drab cadmium								
<b>Composite plating:</b>								
J: Olive drab cadmium								
M: Nickel								
<b>Stainless steel plating:</b>								
K: Passivated								
S: Nickel								
<b>Titanium plating:</b>								
TT: Without plating								
TF: Nickel								
<b>Contact layout</b>								
See page 5								
<b>Contact type:</b>								
P: Male								
S: Female								
<b>Orientation</b>								
N, A, B, C, D, E								

Double flange receptacle available, please consult us.

Receptacle with integrated clinch nuts or helicoils available, please consult us.

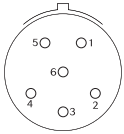
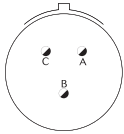
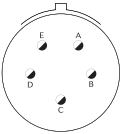
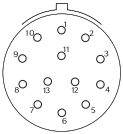
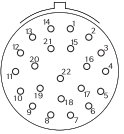
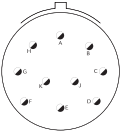
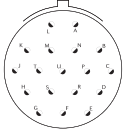
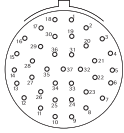

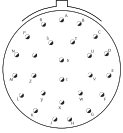
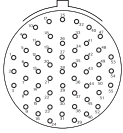
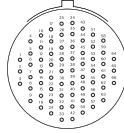
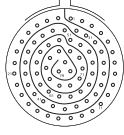
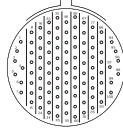

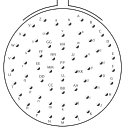



Contacts without shoulder available, please consult us.

## Dimensions

See «8LT Series / MIL-DTL-38999 Series I», «8ST Series / VG96912 & JN1003» and «8D Series / MIL-DTL-38999 Series III» catalogs.

## Contact layouts

For C or L contact type. For other contact type or layouts, please consult us.

<p><b>08 or 09 / A</b></p> <div style="display: flex; justify-content: space-around;"> <div style="text-align: center;"> <p><b>35</b></p>  <p>6#22D Service M</p> </div> <div style="text-align: center;"> <p><b>98</b></p>  <p>3#20 Service I</p> </div> </div>	<p><b>10 or 11 / B</b></p> <div style="display: flex; justify-content: space-around;"> <div style="text-align: center;"> <p><b>05</b></p>  <p>5#20 Service I</p> </div> <div style="text-align: center;"> <p><b>35</b></p>  <p>13#22D Service M</p> </div> </div>	<p><b>12 or 13 / C</b></p> <div style="display: flex; justify-content: space-around;"> <div style="text-align: center;"> <p><b>35</b></p>  <p>22#22D Service M</p> </div> <div style="text-align: center;"> <p><b>98</b></p>  <p>10#20 Service I</p> </div> </div>	
<p><b>14 or 15 / D</b></p> <div style="display: flex; justify-content: space-around;"> <div style="text-align: center;"> <p><b>18</b></p>  <p>18#20 Service I</p> </div> <div style="text-align: center;"> <p><b>35</b></p>  <p>37#22D Service M</p> </div> <div style="text-align: center;"> <p><b>97</b></p>  <p>4#16 8#20 Service I</p> </div> </div>	<p><b>16 or 17 / E</b></p> <div style="display: flex; justify-content: space-around;"> <div style="text-align: center;"> <p><b>26</b></p>  <p>26#20 Service I</p> </div> <div style="text-align: center;"> <p><b>35</b></p>  <p>55#22D Service M</p> </div> </div>	<p><b>18 or 19 / F</b></p> <div style="text-align: center;"> <p><b>35</b></p>  <p>66#22D Service M</p> </div>	
<p><b>20 or 21 / G</b></p> <div style="text-align: center;"> <p><b>35</b></p>  <p>79#22D Service M</p> </div>	<p><b>22 or 23 / H</b></p> <div style="text-align: center;"> <p><b>35</b></p>  <p>100#22D Service M</p> </div>	<p><b>24 or 25 / J</b></p> <div style="display: flex; justify-content: space-around;"> <div style="text-align: center;"> <p><b>35</b></p>  <p>128#22D Service M</p> </div> <div style="text-align: center;"> <p><b>61</b></p>  <p>61#20 Service I</p> </div> </div>	<ul style="list-style-type: none"> <li> Contact #22D</li> <li> Contact #20</li> <li> Contact #16</li> </ul>

For further information contact us at [contactmilaero@souriau.com](mailto:contactmilaero@souriau.com)  
or visit our web site [www.souriau.com](http://www.souriau.com)

## X-ON Electronics

Largest Supplier of Electrical and Electronic Components

*Click to view similar products for [Circular MIL Spec Connector](#) category:*

*Click to view products by [Sunbank](#) manufacturer:*

Other Similar products are found below :

[89075GULPR](#) [0025-262-542](#) [0025-264-3014](#) [58-570121-04S](#) [0134-213-1208](#) [0134-213-2209](#) [0025-258-000](#) [60-042022-07P](#) [60-042022-19P](#)  
[60-042022-23P](#) [60-042217-10P](#) [0114-201-1278](#) [012-0467-000](#) [602GB06EG24-61SN](#) [0134-201-1207](#) [0134-213-1006](#) [6104-207-2302](#) [6104-](#)  
[208-1902](#) [61-168211-04P](#) [61-168617-10P](#) [6131-202-19149P](#) [6131-204-21149P](#) [6131-208-13149P](#) [6131-209-17149P](#) [6131-210-11149P](#) [6131-](#)  
[211-19149P](#) [6131-216-19149P](#) [6131-259-21149P](#) [6131-259-23149P](#) [6131-265-17149P](#) [6131-265-19149P](#) [CS3100A18-1P-472](#) [CS3100A-36-](#)  
[77P](#) [CS3101A-16-55P](#) [CS3102A-10SL-55P](#) [CS3102A-14S-58P](#) [CS3102A-18-1P116](#) [CS3102A-32-17P](#) [CS3102A32-25S](#) [CS3102C18-4P-472](#)  
[CS3106A10SL3S004](#) [CS3106A-18-73S](#) [CS3108A-14S-52S](#) [CS3108A-28-51S](#) [6162-233-1277](#) [6162-324-1231](#) [M243082296Z](#)  
[M2884010AC1S1](#) [CT0-24-10SC](#) [CT0M20-7PCAU](#)