

SD

D'Sub connectors - Stamped and Formed Contacts

STRAIGHT PCB TERMINATION STANDARD and HIGH DENSITY



Specifications

- Connectors according to: MIL C24308 - NFC 93425-HE5
- UL File: E149426

CHARACTERISTICS

Materials and Platings	
Shells	Steel, tin over nickel plating
Insulator	Glass-filled thermoplastic, UL 94V- 0
Contacts	Brass, selected gold in mating area; 2.54µm (100 µ") min.tin on termination area over 1.27µm (50µ") min.nickel
Rear insert	Brass, 2.54µm (100µ") min.nickel plated
Boardlock	Brass, 2.54µm (100µ") min.nickel plated
Screwlock	Brass, 2.54µm (100µ") min.nickel plated (removable)

Electrical Data	
Current rating	Standard Density:5A High Density:3A
Voltage rating	250V AC/ rms 50Hz
Withstanding voltage	1000V AC/rms 50Hz for one minute
Insulation resistance	1000MΩ at 500V DC
Contact resistance	20mΩ max

Climatic Data	
Operating temperature	-55°C to +125°C
Salt spray	24 hours

Mechanical Data					
Single contact insertion force		0.54kg (1.19lb) max			
Single contact withdrawal force		SD : 0.06kg (0.13lb) min HD : 0.02kg (0.044lb) min			
Mating and unmating force Unit: kg (lb)					
No. of Cts		SD		HD	
SD	HD	Mate (max)	Unmate (min)	Mate (max)	Unmate (min)
9	15	3.05 (6.74)	0.36 (0.79)	3.81 (8.42)	0.52 (1.14)
15	26	5.09 (11.24)	0.46 (1.01)	5.95 (13.16)	1.05 (2.32)
25	44	8.44 (18.66)	0.81 (1.8)	9.26 (20.46)	1.37 (3.02)
37	62	12.51 (27.65)	1.1 (2.47)	13.48 (29.78)	1.76 (3.88)
50	78	14.65 (32.38)	1.6 (3.56)	15.82 (34.96)	2.02 (4.46)
Standard plating thickness		<ul style="list-style-type: none"> • Gold flash • 0.4µm (15µ") Gold • 0.76 µm (30µ") Gold 			

DESCRIPTION

The Amphenol SD series features precision formed contacts, and insulator with closed entry contacts cavities. This series gives you Amphenol's high standards of quality and reliability to meet all of your commercial requirements.

*Economical
straight PCB
mount connectors*

APPLICATIONS

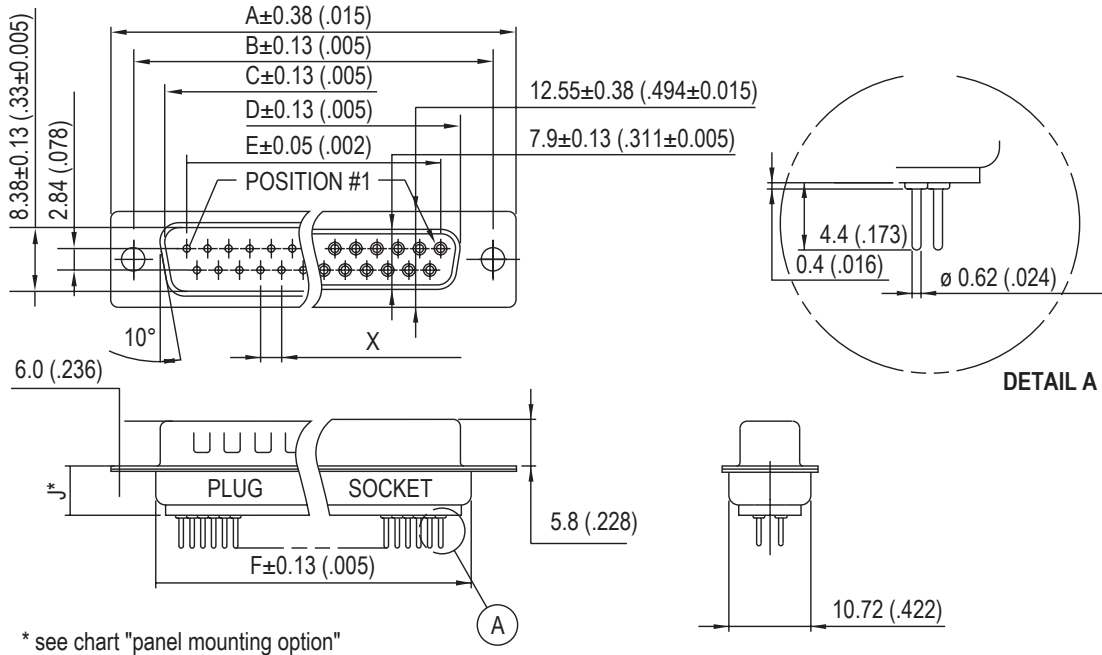
- Industrial
- Telecom
- Any industry standard I / O connections

SD / E6



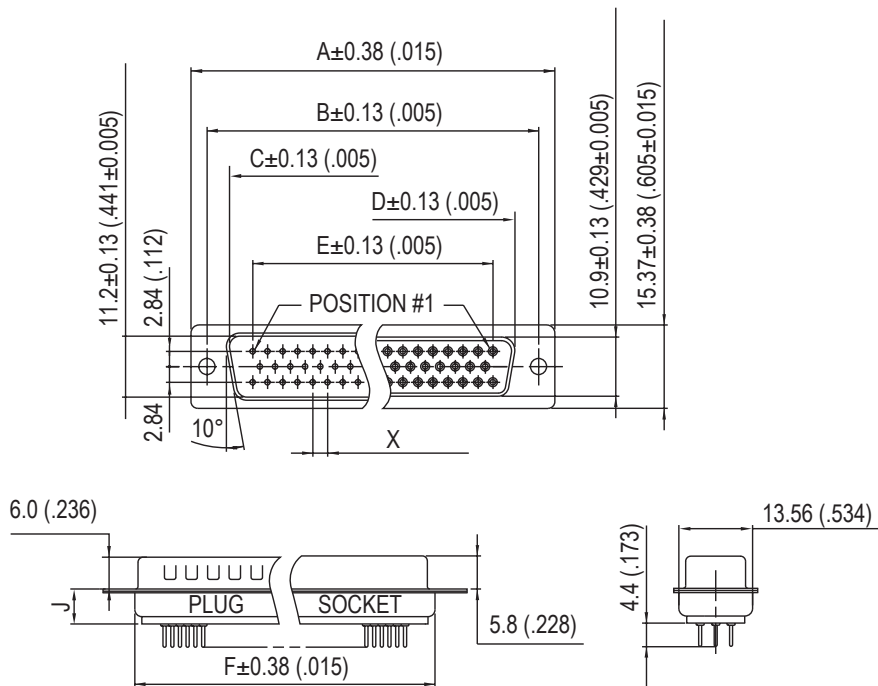
Amphenol

Standard Density



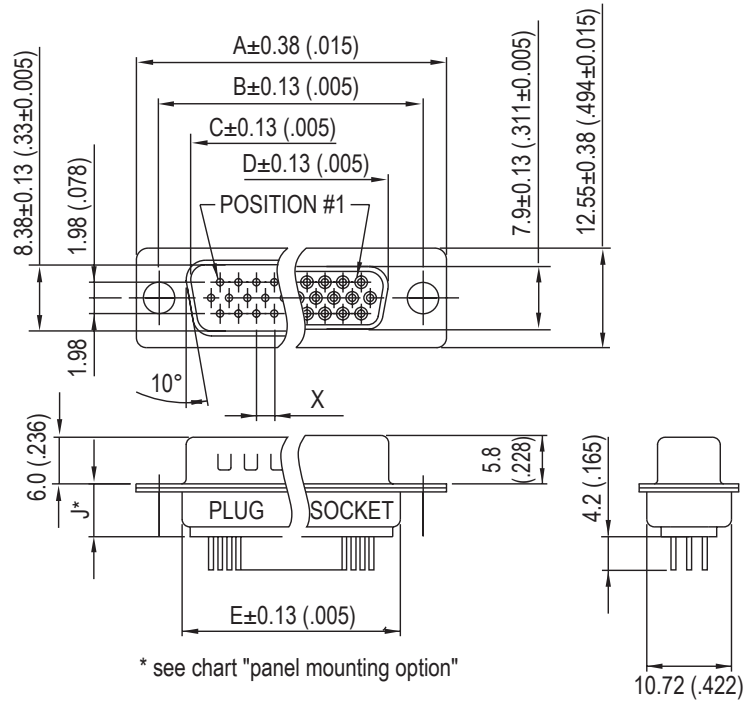
* see chart "panel mounting option"

Nb OF CONTACTS	DIMENSIONS mm (inch)						
	A	B	C	D	E	F	X
9	30.84 (1.21)	24.99 (.98)	16.92 (.67)	16.24 (.64)	11.09 (.44)	19.28 (.76)	2.77 (.109)
15	39.24 (1.54)	33.32 (1.31)	24.7 (.972)	24.56 (.97)	19.39 (.76)	27.51 (1.08)	2.77 (.109)
25	53.04 (2.09)	47.04 (1.85)	38.96 (1.53)	38.38 (1.51)	33.24 (1.31)	41.30 (1.63)	2.77 (.109)
37	69.32 (2.73)	63.50 (2.50)	55.42 (2.18)	54.76 (2.16)	49.86 (1.96)	57.71 (2.27)	2.77 (.109)
50	67 (2.64)	61.11 (2.41)	52.86 (2.08)	52.34 (2.06)	44.32 (1.75)	55.3 (2.18)	2.77 (.109)

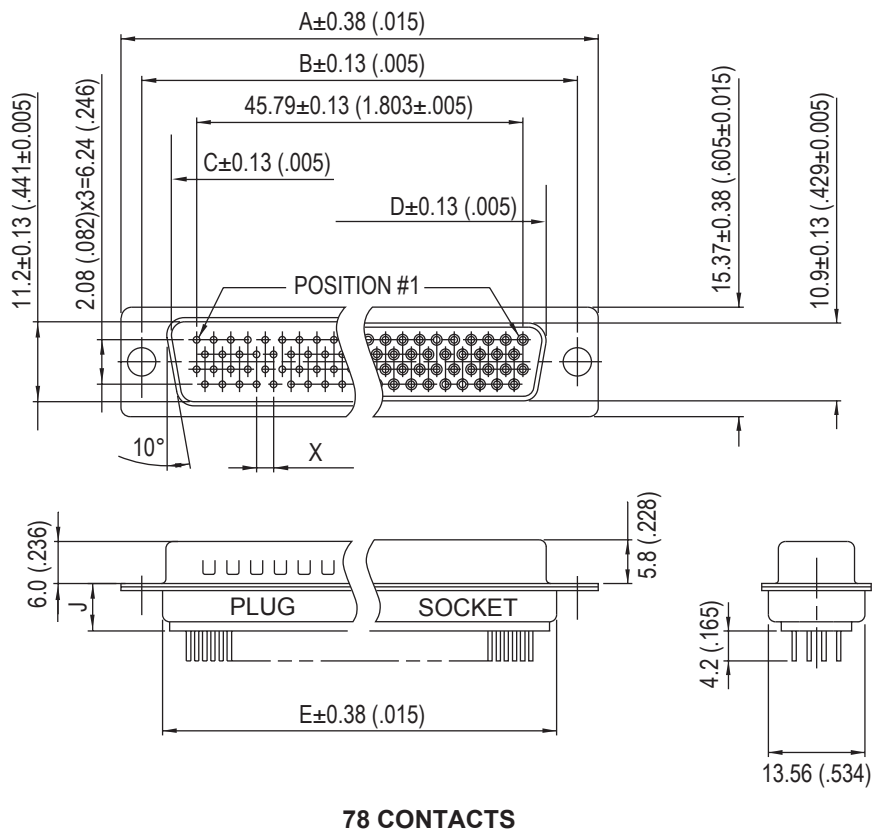


50 CONTACTS

High Density



Nb OF CONTACTS	DIMENSIONS mm (inch)					
	A	B	C	D	E	X
15	30.84 (1.21)	24.99 (.98)	16.92 (.67)	16.24 (.64)	19.28 (.76)	2.29 (.090)
26	39.24 (1.54)	33.32 (1.31)	24.7 (.972)	24.56 (.97)	27.51 (1.08)	2.29 (.090)
44	53.04 (2.09)	47.04 (1.85)	38.96 (1.53)	38.38 (1.51)	41.30 (1.63)	2.29 (.090)
62	69.32 (2.73)	63.50 (2.50)	55.42 (2.18)	54.76 (2.16)	57.71 (2.27)	2.41 (.095)
78	67 (2.64)	61.11 (2.41)	52.86 (2.08)	52.34 (2.06)	55.3 (2.18)	2.41 (.095)



Panel mounting option



H + VF or G + VFM
Front Female Screwlock



H or G
Threaded Rear Insert



4F or 3F
Fixed Front Screwlock



H or G + RM5
Standoff + Boardlock

	RM5 RM8	RM5G RM8G
X	6.0(.236)	12.7(.500)
Y	4.2(.165)	3.2(.126)
J	6.2(.244)	10.1(.397)



H or G + RM8
Front Screwlock, Standoff + Boardlock

Examples: L 717 SD E H 09 P OL2 RM5 C309
L 77 SD E 09 S OL2 4F

How to order

L **OL2** ... **C309**

RoHS Compliant

Gold flash	77: tinned shell for receptable 717: tinned shell + dimples for plug
0.4µm (15µ")	177: tinned shell for receptable 777: tinned shell + dimples for plug

Series:
SD = Standard density
HD = High density

Shell size:	SD	HD
E =	9	15
A =	15	26
B =	25	44
C =	37	62
D =	50	78

Rear mounting option:
H = 4-40 rear insert
G = M3 rear insert
H or G required with VF, VFM
RM5 or RM8

Plating option:
valid only for 0.76µm (30µ")
part numbers to be written as follow:
or 77.....**C309**
717.....**C309**

Front mounting option:
no digit = 3.05mm rivet
RM5 = Threaded standoff + boardlock
RM8 = Front screwlock, standoff + boardlock
VF = Screwlock 4-40
VFM = Screwlock M3
4F = Fixed screwlock 4-40
3F = Fixed screwlock M3

Termination:
Straight, for PCB mount

Contact type:
P = Plug
S = Socket

Configuration:
09,15,25,37,50 = SD
15,26,44,62,78 = HD

For special request, please consult factory

Do not hesitate to contact us for further information



Amphenol

Amphenol IT & Communication Products

Block A3/A4, The 4th Industrial District of
Industrial Headquarters, Dong Keng Road
Gong Ming Town, Shen Zhen China
Fax: +86(0)755 2754 9955

Technical Support

Tel: +86(0)755 2717 7945
Info-dsub@amphenol.com.cn
http://www.dsubconnector.com

X-ON Electronics

Largest Supplier of Electrical and Electronic Components

Click to view similar products for [D-Sub Standard Connectors](#) category:

Click to view products by [Amphenol](#) manufacturer:

Other Similar products are found below :

[DCM37S732N](#) [DAM15P500](#) [DEV09S364GTLF](#) [DEM09P032N](#) [DDM50P732N](#) [DAM15S332N](#) [173109-2218](#) [173109-2466](#) [173109-2436](#)
[173109-2435](#) [56F706-005-LI](#) [56F711-015](#) [015-0341-000](#) [015-0372-008](#) [015-8544-011](#) [017041-0005](#) [020419-0104](#) [012-0515-000](#) [012-9507-](#)
[034](#) [012-9507-114](#) [012-9534-001](#) [020745-0008](#) [609-25P](#) [M24308/2-23Z](#) [M243082310F](#) [M243082410F](#) [M243082411F](#) [M24308/4-21](#)
[CT1A18-11PSA206](#) [CT1N36-5SC](#) [CT2-16S-17PS](#) [CT2-20-15PCAU](#) [CT2-24-12PS](#) [CT2-24-28PSF127A206](#) [CT2-32-9PC](#) [CT6F9767-14-4-](#)
[14S-5PC](#) [CT6FA10SL-4PS](#) [CT7-18-10SC](#) [CT7-18-10SCAU](#) [CT7-18-12SCAU](#) [CT7-18-1PC](#) [CT7-18-1PCAU](#) [CT7-18-21SCAU](#) [M83513/01-](#)
[FC](#) [M83723/76W24619 L/C](#) [M85049/48-3-2F](#) [69001-865](#) [6STD09PCM99B70X](#) [6STD09SCM99B30X](#) [6STD09SCT99S40X](#)