

ZTX688B

NPN SILICON PLANAR MEDIUM POWER HIGH GAIN TRANSISTOR

ZTX688B

ELECTRICAL CHARACTERISTICS (at $T_{amb} = 25^{\circ}\text{C}$)

PARAMETER	SYMBOL	MIN.	TYP.	MAX.	UNIT	CONDITIONS.
Transition Frequency	f_T	150			MHz	$I_C=50\text{mA}$, $V_{CE}=5\text{V}$ $f=50\text{MHz}$
Input Capacitance	C_{ibo}		200		pF	$V_{EB}=0.5\text{V}$, $f=1\text{MHz}$
Output Capacitance	C_{obo}		40		pF	$V_{CB}=10\text{V}$, $f=1\text{MHz}$
Switching Times	t_{on} t_{off}		40 500		ns ns	$I_C=500\text{mA}$, $I_B=50\text{mA}$ $I_{B2}=50\text{mA}$, $V_{CC}=10\text{V}$

*Measured under pulsed conditions. Pulse width=300 μs . Duty cycle $\leq 2\%$

THERMAL CHARACTERISTICS

PARAMETER	SYMBOL	MAX.	UNIT
Thermal Resistance: Junction to Ambient ₁	$R_{th(j-amb)1}$	175	$^{\circ}\text{C/W}$
Junction to Ambient ₂	$R_{th(j-amb)2}$ †	116	$^{\circ}\text{C/W}$
Junction to Case	$R_{th(j-case)}$	70	$^{\circ}\text{C/W}$

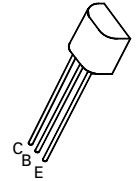
† Device mounted on P.C.B. with copper equal to 1 sq. Inch minimum.

FEATURES

- * 12 Volt V_{CEO}
- * Gain of 400 at $I_C=3\text{Amps}$
- * Very low saturation voltage

APPLICATIONS

- * Darlington replacement
- * Flash gun convertors
- * Battery powered circuits
- * Motor drivers



E-Line
TO92 Compatible

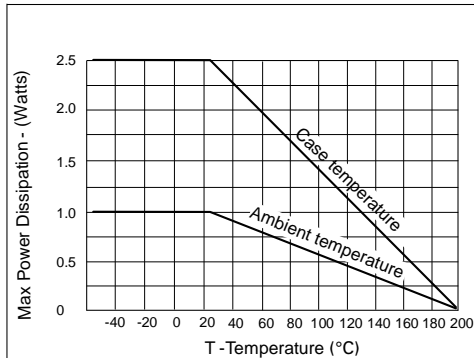
ABSOLUTE MAXIMUM RATINGS.

PARAMETER	SYMBOL	VALUE	UNIT
Collector-Base Voltage	V_{CBO}	12	V
Collector-Emitter Voltage	V_{CEO}	12	V
Emitter-Base Voltage	V_{EBO}	5	V
Peak Pulse Current	I_{CM}	10	A
Continuous Collector Current	I_C	3	A
Practical Power Dissipation*	P_{totp}	1.5	W
Power Dissipation at $T_{amb}=25^{\circ}\text{C}$ derate above 25°C	P_{tot}	1 5.7	W mW/ $^{\circ}\text{C}$
Operating and Storage Temperature Range	$T_j; T_{stg}$	-55 to +200	$^{\circ}\text{C}$

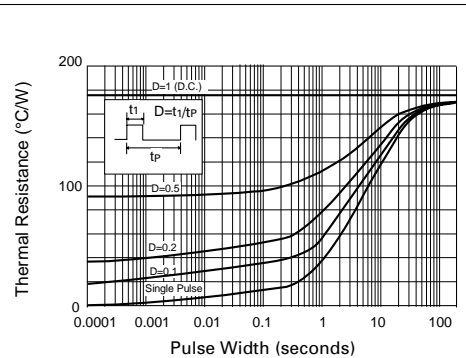
*The power which can be dissipated assuming the device is mounted in a typical manner on a P.C.B. with copper equal to 1 inch square minimum

ELECTRICAL CHARACTERISTICS (at $T_{amb} = 25^{\circ}\text{C}$)

PARAMETER	SYMBOL	MIN.	TYP.	MAX.	UNIT	CONDITIONS.
Collector-Base Breakdown Voltage	$V_{(BR)CBO}$	12			V	$I_C=100\mu\text{A}$
Collector-Emitter Breakdown Voltage	$V_{(BR)CEO}$	12			V	$I_C=10\text{mA}^*$
Emitter-Base Breakdown Voltage	$V_{(BR)EBO}$	5			V	$I_E=100\mu\text{A}$
Collector Cut-Off Current	I_{CBO}			0.1	μA	$V_{CB}=10\text{V}$
Emitter Cut-Off Current	I_{EBO}			0.1	μA	$V_{EB}=4\text{V}$
Collector-Emitter Saturation Voltage	$V_{CE(sat)}$			0.04 0.06 0.18 0.35	V	$I_C=0.1\text{A}$, $I_B=1\text{mA}$ $I_C=0.1\text{A}$, $I_B=0.5\text{mA}^*$ $I_C=1\text{A}$, $I_B=50\text{mA}^*$ $I_C=3\text{A}$, $I_B=20\text{mA}^*$
Base-Emitter Saturation Voltage	$V_{BE(sat)}$			1.1	V	$I_C=3\text{A}$, $I_B=20\text{mA}^*$
Base-Emitter Turn-On Voltage	$V_{BE(on)}$			1	V	$I_C=3\text{A}$, $V_{CE}=2\text{V}^*$
Static Forward Current Transfer Ratio	h_{FE}	500 400 100				$I_C=0.1\text{A}$, $V_{CE}=2\text{V}^*$ $I_C=3\text{A}$, $V_{CE}=2\text{V}^*$ $I_C=10\text{A}$, $V_{CE}=2\text{V}^*$



Derating curve



Maximum transient thermal impedance

ZTX688B

NPN SILICON PLANAR MEDIUM POWER HIGH GAIN TRANSISTOR

ZTX688B

ELECTRICAL CHARACTERISTICS (at $T_{amb} = 25^{\circ}\text{C}$)

PARAMETER	SYMBOL	MIN.	TYP.	MAX.	UNIT	CONDITIONS.
Transition Frequency	f_T	150			MHz	$I_C=50\text{mA}$, $V_{CE}=5\text{V}$ $f=50\text{MHz}$
Input Capacitance	C_{ibo}		200		pF	$V_{EB}=0.5\text{V}$, $f=1\text{MHz}$
Output Capacitance	C_{obo}		40		pF	$V_{CB}=10\text{V}$, $f=1\text{MHz}$
Switching Times	t_{on} t_{off}		40 500		ns ns	$I_C=500\text{mA}$, $I_B=50\text{mA}$ $I_{B2}=50\text{mA}$, $V_{CC}=10\text{V}$

*Measured under pulsed conditions. Pulse width=300 μs . Duty cycle $\leq 2\%$

THERMAL CHARACTERISTICS

PARAMETER	SYMBOL	MAX.	UNIT
Thermal Resistance: Junction to Ambient ₁	$R_{th(j-amb)1}$	175	$^{\circ}\text{C/W}$
Junction to Ambient ₂	$R_{th(j-amb)2}$ †	116	$^{\circ}\text{C/W}$
Junction to Case	$R_{th(j-case)}$	70	$^{\circ}\text{C/W}$

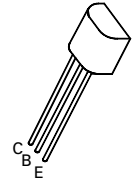
† Device mounted on P.C.B. with copper equal to 1 sq. Inch minimum.

FEATURES

- * 12 Volt V_{CEO}
- * Gain of 400 at $I_C=3\text{Amps}$
- * Very low saturation voltage

APPLICATIONS

- * Darlington replacement
- * Flash gun convertors
- * Battery powered circuits
- * Motor drivers



E-Line
TO92 Compatible

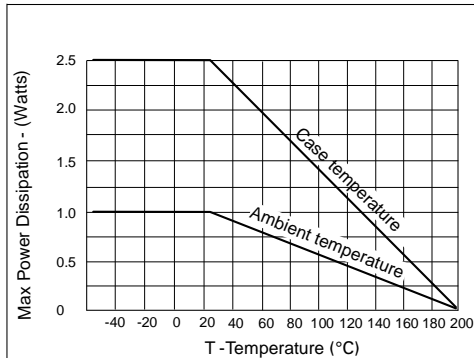
ABSOLUTE MAXIMUM RATINGS.

PARAMETER	SYMBOL	VALUE	UNIT
Collector-Base Voltage	V_{CBO}	12	V
Collector-Emitter Voltage	V_{CEO}	12	V
Emitter-Base Voltage	V_{EBO}	5	V
Peak Pulse Current	I_{CM}	10	A
Continuous Collector Current	I_C	3	A
Practical Power Dissipation*	P_{totp}	1.5	W
Power Dissipation at $T_{amb}=25^{\circ}\text{C}$ derate above 25°C	P_{tot}	1 5.7	W mW/ $^{\circ}\text{C}$
Operating and Storage Temperature Range	$T_j; T_{stg}$	-55 to +200	$^{\circ}\text{C}$

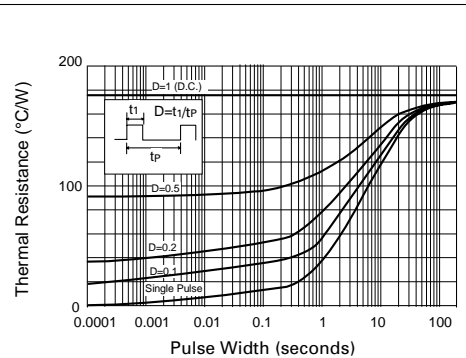
*The power which can be dissipated assuming the device is mounted in a typical manner on a P.C.B. with copper equal to 1 inch square minimum

ELECTRICAL CHARACTERISTICS (at $T_{amb} = 25^{\circ}\text{C}$)

PARAMETER	SYMBOL	MIN.	TYP.	MAX.	UNIT	CONDITIONS.
Collector-Base Breakdown Voltage	$V_{(BR)CBO}$	12			V	$I_C=100\mu\text{A}$
Collector-Emitter Breakdown Voltage	$V_{(BR)CEO}$	12			V	$I_C=10\text{mA}^*$
Emitter-Base Breakdown Voltage	$V_{(BR)EBO}$	5			V	$I_E=100\mu\text{A}$
Collector Cut-Off Current	I_{CBO}			0.1	μA	$V_{CB}=10\text{V}$
Emitter Cut-Off Current	I_{EBO}			0.1	μA	$V_{EB}=4\text{V}$
Collector-Emitter Saturation Voltage	$V_{CE(sat)}$			0.04 0.06 0.18 0.35	V	$I_C=0.1\text{A}$, $I_B=1\text{mA}$ $I_C=0.1\text{A}$, $I_B=0.5\text{mA}^*$ $I_C=1\text{A}$, $I_B=50\text{mA}^*$ $I_C=3\text{A}$, $I_B=20\text{mA}^*$
Base-Emitter Saturation Voltage	$V_{BE(sat)}$			1.1	V	$I_C=3\text{A}$, $I_B=20\text{mA}^*$
Base-Emitter Turn-On Voltage	$V_{BE(on)}$			1	V	$I_C=3\text{A}$, $V_{CE}=2\text{V}^*$
Static Forward Current Transfer Ratio	h_{FE}	500 400 100				$I_C=0.1\text{A}$, $V_{CE}=2\text{V}^*$ $I_C=3\text{A}$, $V_{CE}=2\text{V}^*$ $I_C=10\text{A}$, $V_{CE}=2\text{V}^*$



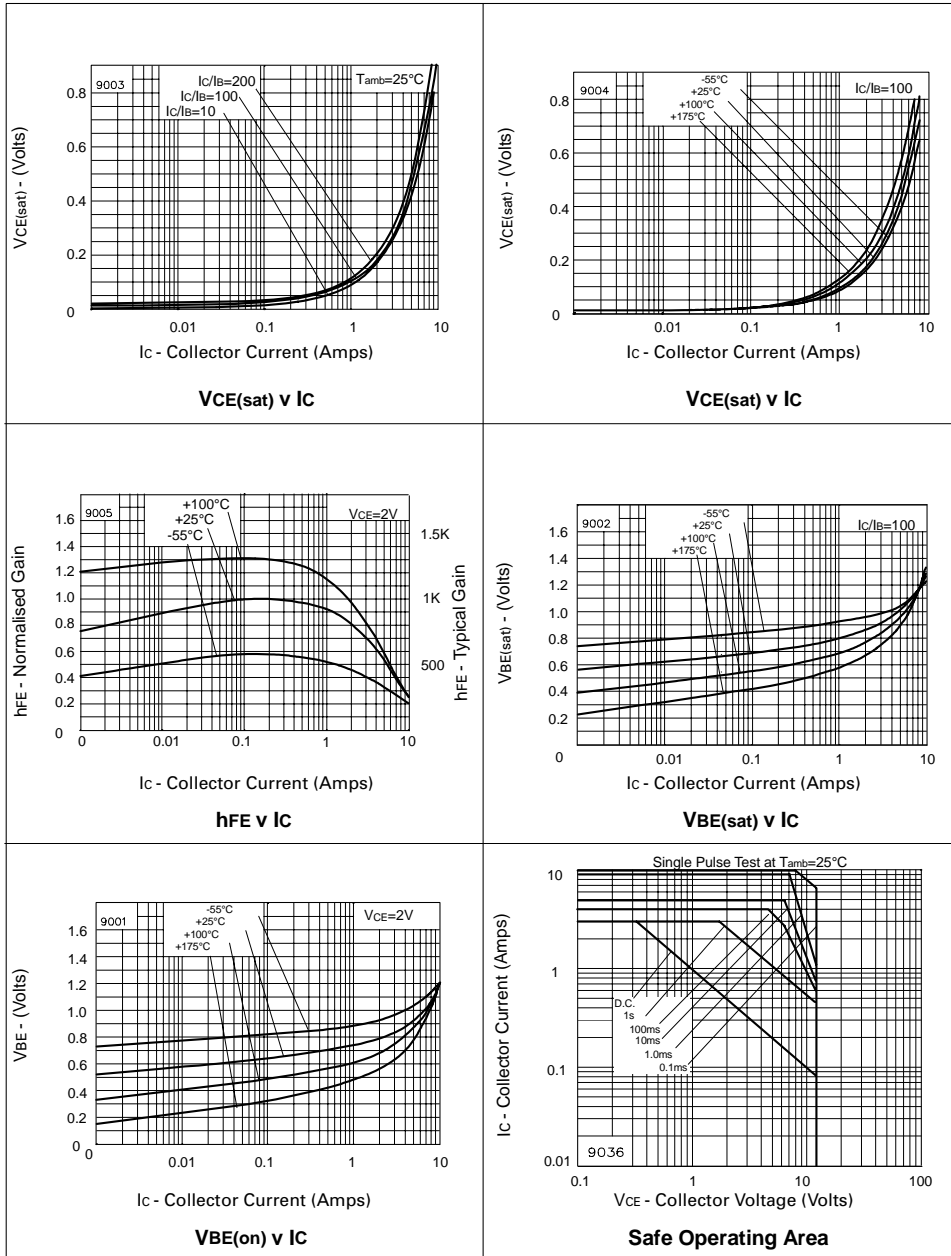
Derating curve



Maximum transient thermal impedance

ZTX688B

TYPICAL CHARACTERISTICS



X-ON Electronics

Largest Supplier of Electrical and Electronic Components

Click to view similar products for [Bipolar Transistors - BJT category](#):

Click to view products by [Diodes Incorporated manufacturer](#):

Other Similar products are found below :

[619691C](#) [MCH4017-TL-H](#) [MJ15024/WS](#) [MJ15025/WS](#) [BC546/116](#) [BC556/FSC](#) [BC557/116](#) [BSW67A](#) [HN7G01FU-A\(T5L,F,T](#)
[NJVMJD148T4G](#) [NSVMMBT6520LT1G](#) [NTE187A](#) [NTE195A](#) [NTE2302](#) [NTE2330](#) [NTE2353](#) [NTE316](#) [IMX9T110](#) [NTE63](#) [NTE65](#)
[C4460](#) [SBC846BLT3G](#) [2SA1419T-TD-H](#) [2SA1721-O\(TE85L,F\)](#) [2SA1727TLP](#) [2SA2126-E](#) [2SB1202T-TL-E](#) [2SB1204S-TL-E](#) [2SC5488A-](#)
[TL-H](#) [2SD2150T100R](#) [SP000011176](#) [FMC5AT148](#) [2N2369ADCSM](#) [2SB1202S-TL-E](#) [2SC2412KT146S](#) [2SC4618TLN](#) [2SC5490A-TL-H](#)
[2SD1816S-TL-E](#) [2SD1816T-TL-E](#) [CMXT2207 TR](#) [CPH6501-TL-E](#) [MCH4021-TL-E](#) [BC557B](#) [TTC012\(Q\)](#) [BULD128DT4](#) [JANTX2N3810](#)
[Jantx2N5416](#) [US6T6TR](#) [KSF350](#) [068071B](#)