SYMBOL DEFINITION	MISSING NUMBERS	
A DIMENSION WITHOUT AN INSPECTION REPORT SYMBOL (21) DOES NOT REQUIRE INSPECTION. IT MAY BE CONTROLLED ON AN INDIVIDUAL COMPONENT DRAWING.	TOTAL NO. OF SYMBOLS ON DRAWING	15
	LAST NO. USED	21

DWG STATUS					ZONE	REVISION HISTORY	AUTH	DR	APVD	APVD 2
DATE	STS	REV	M/P	CHG						
11DE01	R	03	AK	-	-	UPDATED POW ATTRIBUTES	217200	JYO	ESF	DM
26JL02	R	03	AB	-	-	MAT'L SPEC M3592012 WAS R0071769	228455	ESF	ESF	DM M

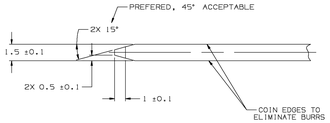

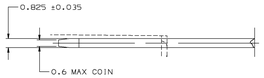

MATERIAL SPECIFICATIONS

RECOMMENDED MATERIAL: P-1546 (CA-210)BRASS - EXTRA SPRING TEMPER - TIN PLATED

PLATING THICKNESS: 0.003-0.005 MM

TENSILE STRENGTH: 430 MPA

NOTE - USE OF A MATERIAL WITH A CONDUCTIVITY ≤ 20% IACS AT 68° F SHOULD BE APPROVED BY PACKARD ELECTRIC.

MATING TERMINAL INFORMATION

SCALE 8:1

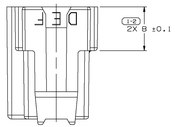

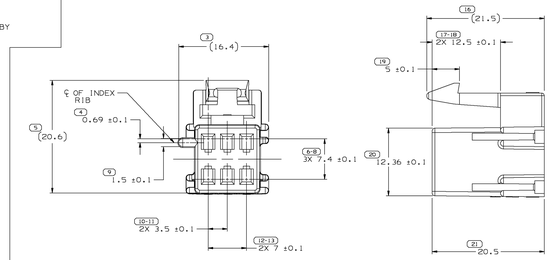

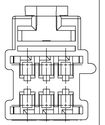

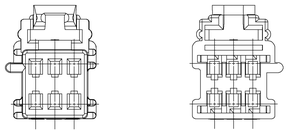

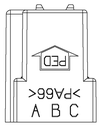

OPTIONAL CONSTRUCTION (FOR MOLDING PURPOSES)

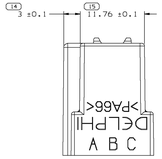

NOTES

1. UNLESS OTHERWISE SPECIFIED AND/OR INDICATED: DIMENSIONS ARE TO FACE OF VIEW SHOWN AND AUTOMATICALLY ROUNDED BY COMPUTER FOR INSPECTION (SEE MATH MODEL FOR PRECISE DIMENSIONS). FOR ALL OTHER DIMENSIONS NOT SHOWN BUT REQUIRED FOR TOOL BUILD, SEE MATH MODEL FOR PRECISE TOOL PATH DATA.
2. THIS PART ACCEPTS THE FOLLOWING COMPONENTS OR EQUIVALENT: CAVITIES TO ACCEPT 12047883 TERMINAL. MAX INSULATION CRIMP MUST BE LESS THAN 2.65 HIGH AND 2.7 WIDE. SECONDARY TERMINAL LOCK 12064764 (2 PER CONNECTOR) CONNECTOR POSITION ASSURANCE LOCK 12052834
3. THIS CONNECTOR WILL PASS THROUGH A Ø24.5 MIN HOLE.
4. MATING COMPONENTS OR EQUIVALENT: CONNECTOR 12064763
5. MATERIAL RECYCLING CODE >PA66< PER SAE J1344. (2.3)X(0.1) RAISED CHARACTERS AS SHOWN TO BE LOCATED ON ANY EXTERIOR SURFACE. OPTIONAL CONSTRUCTION TO BE NO MATERIAL RECYCLING CODE.
6. (2.3)X(0.1) RAISED DELPHI CORPORATE BRAND TO BE LOCATED ON ANY EXTERIOR SURFACE, PREFERABLY VISIBLE AT FINAL ASSEMBLY. OPTIONAL CONSTRUCTION TO BE "PED" OR NO LOGO.

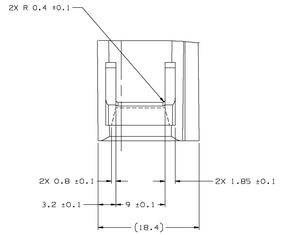

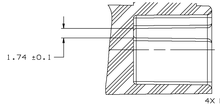

SECTION C-C

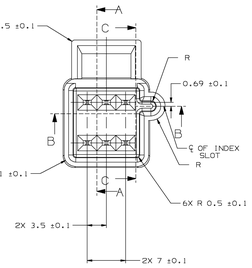

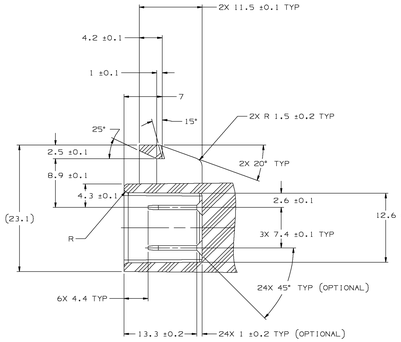

SECTION A-A

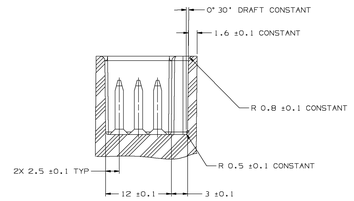

SECTION B-B

MATING CONNECTOR INFORMATION

NOTES

1. UNLESS OTHERWISE SPECIFIED AND/OR INDICATED: DIMENSIONS ARE TO FACE OF VIEW SHOWN AND AUTOMATICALLY ROUNDED BY COMPUTER FOR INSPECTION (SEE MATH MODEL FOR PRECISE DIMENSIONS). FOR ALL OTHER DIMENSIONS NOT SHOWN BUT REQUIRED FOR TOOL BUILD, SEE MATH MODEL FOR PRECISE TOOL PATH DATA. ALL RADII 0.5 DRAFT IS 0°30' ON ALL OUTSIDE SURFACES
2. TERMINALS MUST WITHSTAND A MINIMUM PUSHOUT FORCE OF 89 N (20 LBS).
3. RECOMMENDED BODY MATERIAL: POLYESTER OR EQUIVALENT THERMOPLASTIC.

DRAWING NUMBER	12064762
SIZE	A1x3
SCALE	4:1
FRAME NO	2 OF 2
SHEET NO	1 OF 1
STS	R
REV	03
M/P	AB

DWG TYPE: PART DRAWING

STYLE

VOLUME (CM³): 2.374

SYSTEM CGS

ROUTING: 6900

UNLESS OTHERWISE SPECIFIED THIS DOCUMENT IS IN ACCORDANCE WITH ASME Y14.5M-1994 AS AMENDED BY THE UM GLOBAL STANDARDIZATION PROCEDURE (GSP) AND ASME B4.4M-1981 AS AMENDED BY ISO 286-2 AND ISO/TR 23165:2006. ALL APPROPRIATE FEATURES ARE DEFINED ACCORDING TO ISO 1101:2004 AND ISO 14405:2003 TO ENTIRELY DEFINE THE ORIENTATION OR LOCATION TOLERANCES. DIMENSIONS AND TOLERANCES MUST BE MADE REPRODUCIBLE, REGARDLESS OF DATUM REFERENCE.

21 PROCESS SENSITIVE DIMENSION

DIMENSION ENCLOSED IN () INDICATES REFERENCE A DIMENSION AND NO TOLERANCE (WITH MIN. STYLING CHG)

REFERENCE

R 0.1 MAX

R 0.2 MAX

SHARP CORNER TOLERANCE

DIMENSIONAL RANGE (MM)								
FROM	0.5	3	6	30	120	>200	>400	>800
TO	3	6	30	120	200	400	800	1000
TOLERANCE UNLESS OTHERWISE SPECIFIED								
±0.15	±0.2	±0.3	±0.4	±0.5	±0.8	±1	±1.2	

ANGULAR TOLERANCE ±2°

THIRD ANGLE PROJECTION

DO NOT SCALE

USE MATH DATA

DELPHI

DELPHI PACKARD ELECTRIC SYSTEMS
WARREN,OH

		DATE
DR	L. E. TURKSON	16SEP7
APVD1	C. D. HOOPES	24SEP7
APVD2	S. A. NORLING	20OCB7
APVD3	D. PETROSKY	20OCB7
APVD4		
APVD5		

SUBSTANCES OF CONCERN AND RECYCLED CONTENT PER DELPHI (DH4900)

MATERIAL: M3592012 PA66 HS IM GRA LT

DRAWING NAME: CONN 6F M/P 150

DRAWING NUMBER	12064762
SIZE	A1x3
SCALE	4:1
FRAME NO	2 OF 2
SHEET NO	1 OF 1
STS	R
REV	03
M/P	AB

S4T4OS1

X-ON Electronics

Largest Supplier of Electrical and Electronic Components

Click to view similar products for Automotive Connectors ***category:***

Click to view products by Delphi ***manufacturer:***

Other Similar products are found below :

003-018-000 600858 60403001 60993906-B 60993913-B 629515004020001 M902-2131 M902-2161 M902-2344 72.330.1035.1 73.353.4028.0 F118010 F119300-B F132210 F132210-B F166900 F180100 F258300 F258300-B F294300-B F339100 F339700 F358300-B F374110 F407400 F412210 F427600 F444110 F487000 F495100-B F500900-B F509500B-B 770444-1 776880-1 827153-1 881735-1 8N1515-32-24P 9-1326727-8 9-1326729-8 925467-1 925474-1 928905-1 936398-2 964562-1 964562-4 964731-2 965051-1 968782-1 GT17SA-8DS-HU GT17VS-10DP-5.2CF