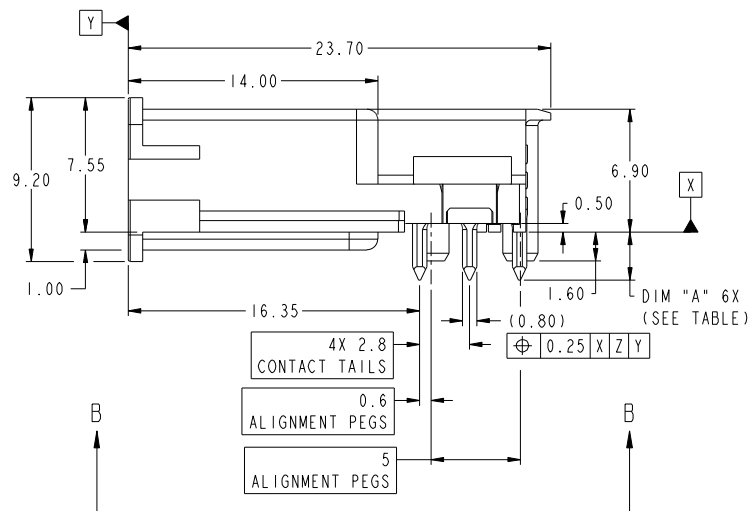
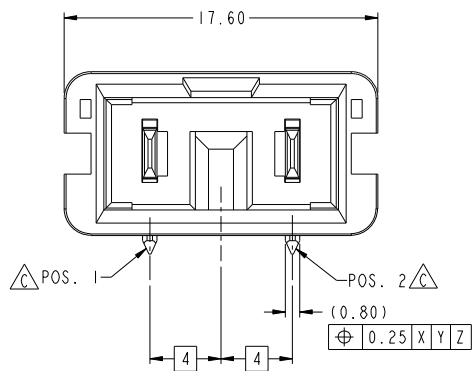
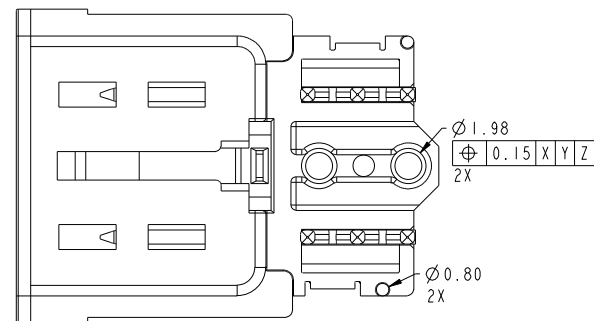
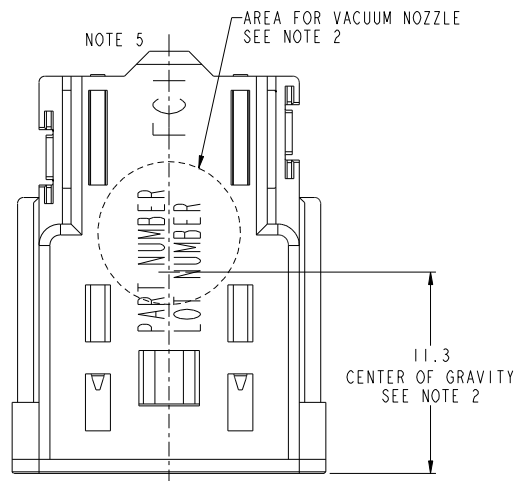
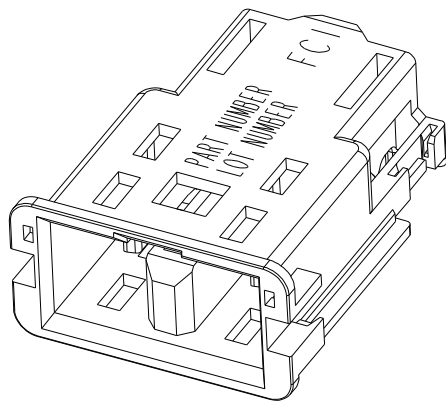


1 2 3 4 5 6 7 8

PART NUMBER	DIM "A"	PCB THICKNESS	CONTACT FINISH
10101229-10ILF	2.6	1.6-2.4mm ±10%	NOTE 4
10101229-20ILF	2.6	1.6-2.4mm ±10%	Sn over Ni
10101229-102LF	3.4	3.2mm ±10%	NOTE 4
10101229-202LF	3.4	3.2mm ±10%	Sn over Ni



NOTES:

- HOUSING MATERIAL: HIGH TEMPERATURE GLASS FILLED THERMOPLASTIC, UL 94 V-0
POWER CONTACT MATERIAL: COPPER ALLOY
- CONNECTOR CAN BE PICKED UP WITH A VACUUM NOZZLE DIAMETER UP TO 8 MM.
ESTIMATED MASS OF THE PRODUCT IS 2.2 GRAM.
- PRODUCT SPECIFICATION: GS-12-589
- FOR THIS DASH NUMBER, THE SEPARABLE INTERFACE INCLUDES 0.76 UM OF PERFORMANCE-BASED
PLATING QUALIFIED TO MEET THE REQUIREMENTS OF FCI PRODUCT SPECIFICATION GS-12-589
- PRODUCT MARKING, (PART NUMBER & LOT CODE) ON THIS SURFACE.
- MATES WITH PWR PROFILE(TM) CABLE ASSEMBLY (P/N:10076440/10090232/10090233)
- HOLE DIAMETER INCLUDES Cu PLATING



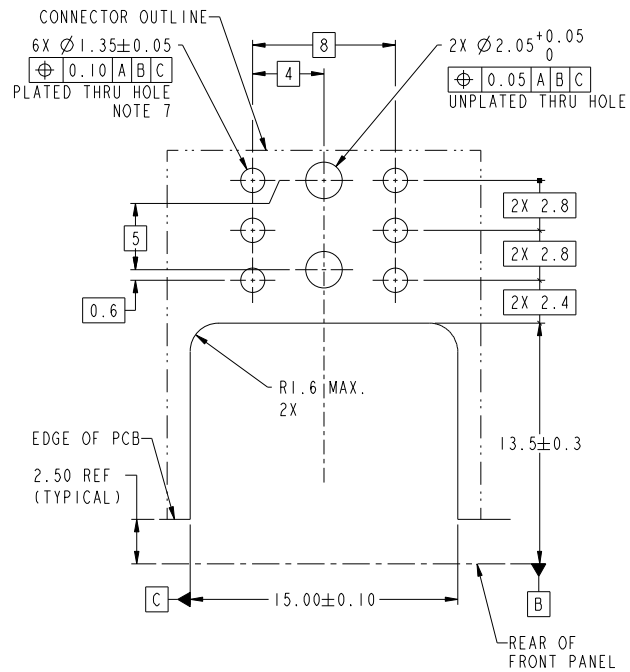
Copyright FCI.

www.fciconnect.com				surface	tolerance std	projection	MM
				TOLERANCES UNLESS OTHERWISE SPECIFIED			
				ANGULAR	LINEAR	size	Scale
				0° ± *	0.xxx ± 0.10	A2	3:1
				ECN			
				Product family			
				PwrProfile			
				Spec ref			

				R/A Header, PIP		REV.	
				PWR PROFILE, 20 AMP		10101229	
				catalog no		Customer	
						sheet 1 of 3	

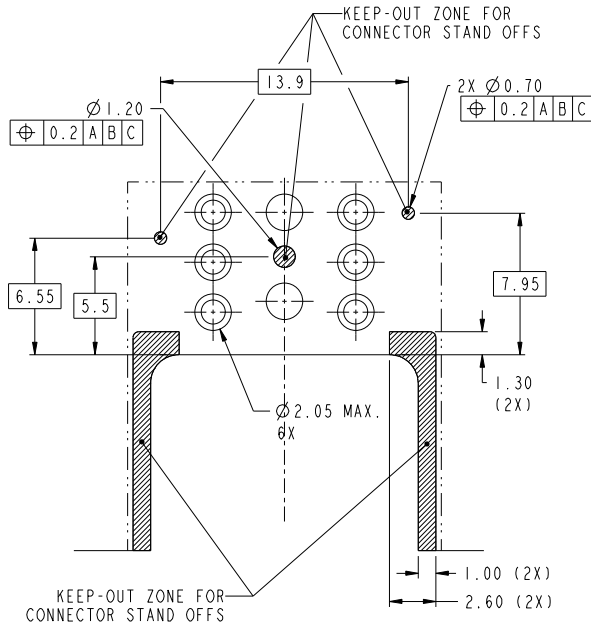
PCB LAYOUT: HOLE PATTERN

PCB THICKNESS: SEE TABLE ON SHEET 1



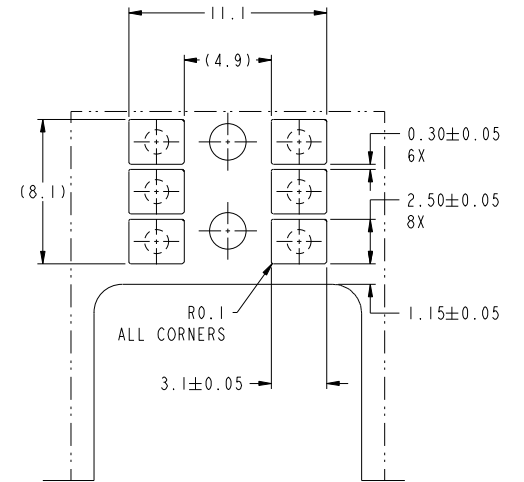
PCB LAYOUT: PLATING

PLATING THICKNESS MUST BE CONSTANT OVER THE CONNECTOR AREA

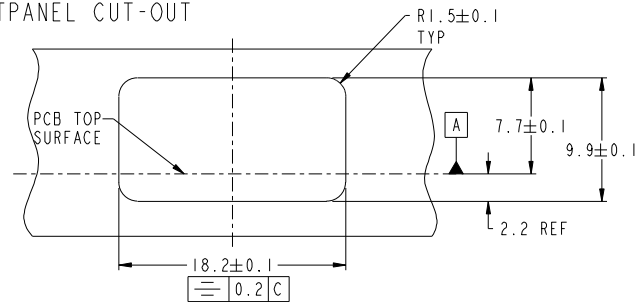


PCB LAYOUT: SOLDER PASTE

RECOMMENDED STENCIL LAYOUT WITH MIN. REQUIRED APERTURES FOR 0.1MM ASSUMED STENCIL THICKNESS (ABOVE COPPER TRACKS) AND 1.6 TO 2.4MM NOMINAL THICKNESS. THE SOLDER CONTENT IN THE PASTE SHOULD BE SUFFICIENT, TYPICALLY 50% VOLUME PERCENTAGE. THE SCREEN PRINTING PROCESS (ANGLE, SPEED, PRESSURE, MATERIALS AND NUMBER OF CYCLES) MUST BE OPTIMIZED SO THAT SUFFICIENT SOLDER IS AVAILABLE.



RECOMMENDED FRONTPANEL CUT-OUT



1

2

3

4

5

6

7

8

A

B

C

D

E

F

A

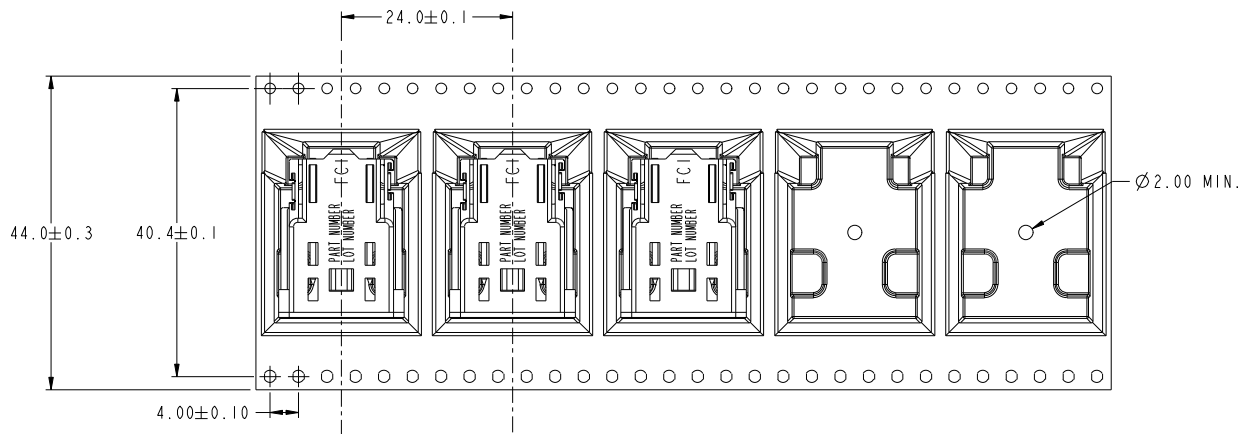
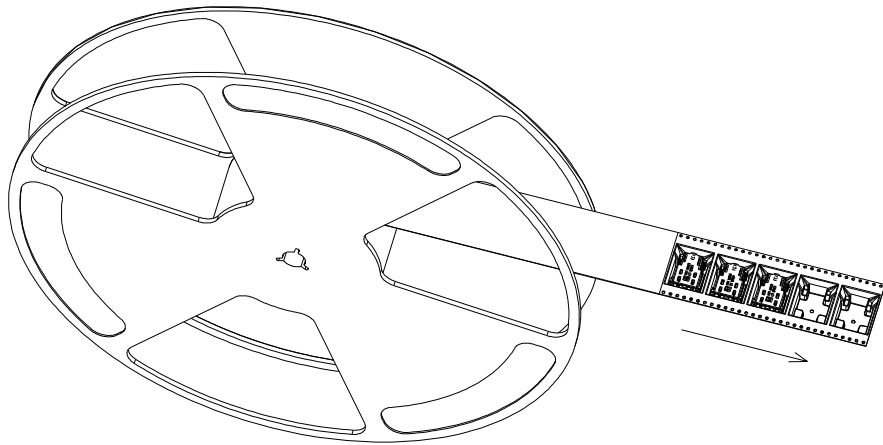
B

C

D

E

F



----->
USER DIRECTION OF FEED

NOTE:
1: MATERIAL CARRIER TAPE: POLYSTYRENE;
2: MATERIAL COVER TAPE: POLYESTER;
3: THE PACKAGING IS ANTISTATIC TREATED.

Copyright FCI.
FCI

FCI	TITLE	R/A Header, PIP	Rev.	
		PWR PROFILE, 20 AMP	C	
	CATALOG NO			
	DRG NO	10101229		
			SHEET 3 OF 3	

X-ON Electronics

Largest Supplier of Electrical and Electronic Components

Click to view similar products for [Power to the Board](#) category:

Click to view products by [Amphenol](#) manufacturer:

Other Similar products are found below :

[10131318-08512GRLF](#) [6450171-4](#) [6450552-7](#) [6600323-8](#) [6643429-1](#) [6646040-2](#) [6651939-1](#) [6766604-1](#) [120959-1](#) [1393557-2](#) [1393532-2](#)
[1393532-3](#) [1393532-4](#) [1393557-1](#) [1600812-5](#) [1-6450861-2](#) [1645595-1](#) [1743490-1](#) [1744132-7](#) [1761122-1](#) [1766169-1](#) [1766250-1](#) [18362](#)
[1892109-1](#) [1-967627-6](#) [2226808-1](#) [2-6450860-5](#) [2-6450860-6](#) [2-6450870-0](#) [93003-0502](#) [953552-1](#) [1-6450161-4](#) [1-6450850-6](#) [1645526-2](#) [1-](#)
[6600130-0](#) [1743419-1](#) [1766150-1](#) [2005243-2](#) [211110-1](#) [2-6600130-2](#) [TE34-12-16P-F0](#) [51700-10201602AALF](#) [5-6450830-6](#) [5646956-4](#)
[36662-0005](#) [40585-3000](#) [4-6450830-9](#) [4-6600333-3](#) [51142-0214](#) [10125416-4050LF](#)