




Technology for Light
Components · Optics · Automation

BJB

COMPONENTS FOR
SPOT-/DOWNLIGHT
APPLICATIONS



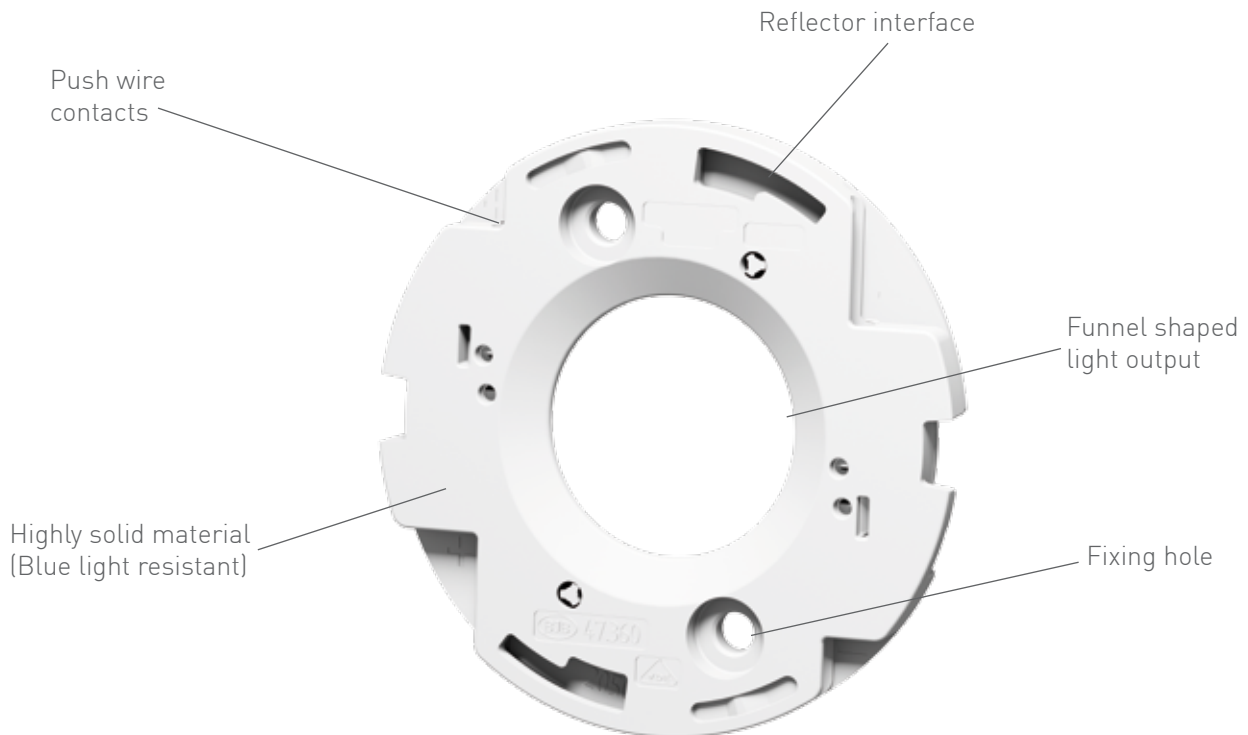


Product features at a glance

- Push wire technology
- Easy and safe installation
- High-strength, blue-light resistant plastics
- Excellent reflection values
- Corrosion and wear resistant contact materials
- Resistant to fretting corrosion
- Flat design 3.5 mm

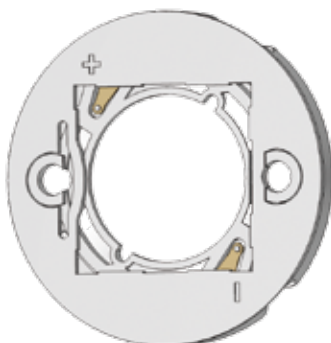
BJB Connector 47.360.

From one who holds everything together



Fixing of COB

The COB will just pressed into the leaf springs



Applicable with P2F for blind holes **28.902.-102.10**



Description

Our P2F (Push to Fix) fixing element was developed for assembly of COB`s and BJB connectors **47.360 / 47.319** onto aluminium heat sinks developed with cylindrical holes.

All connectors can also be delivered with pre-mounted P2F **28.902.-102.10**



part no.	Prefixing of COB by	Dimension of COB in mm	Applicable with	bridgelux	CITIZEN	CREE LED Solution Provider	EDISON	Ø 35 mm
47.360.1010.50	Leaf spring	19 x 19		V13B-Gen 7 V13C-Gen 7	Ver.4 CLU036 Ver.5 CLU038 Ver.6 CLU038 Ver.2 CLU701 CLU720 / 721 CLU038		Opto 30W	
47.360.1020.50	Leaf spring	13.5 x 13.5	Reflectors 47.935.-3xx	V10B-Gen 7 V10C-Gen 7	Ver.2 CLU700 CLU028 CLU701			
		19 x 19		V13B-Gen 7 V13C-Gen 7	Ver.4 CLU026 Ver.5 CLU028 Ver.6 CLU028		Opto 9W	
47.360.1030.50	Leaf spring	15.85 x 15.85		H9		CXA / CXB 1507 CXA / CXB 1510		
		28 x 28			CXB 1507 CXB 1512			
47.360.1040.50	Leaf spring	17.85 x 17.85				CXA / CXB 1816 CXA / CXB 1820 CXA / CXB 1830 CMA 1825 CMA 1840		
		20 x 24			CXB 1816 CXB 1820 CXB 1825 CXB 1830 CXB 1840			

part no.	Prefixing of COB by	Dimension of COB in mm	Applicable with	SAMSUNG	SEOUL SEOUL SEMICONDUCTOR	升谱光电 SUNPU LED	TRIDONIC	Ø 35 mm
47.360.1010.50	Leaf spring	20 x 24		LC016D LC019D LC026D	ZC12 ZC18	G17	SLE G4/G5/G6 LES 15 SLE G5 LES 11	
47.360.1020.50	Leaf spring	19 x 19	Reflectors 47.935.-3xx	LC003D LC006D LC009D LC0013D	ZC6		SLE G4/G5/G6 LES 10 SLE G6 LES 17 SLE G6 LES 6	

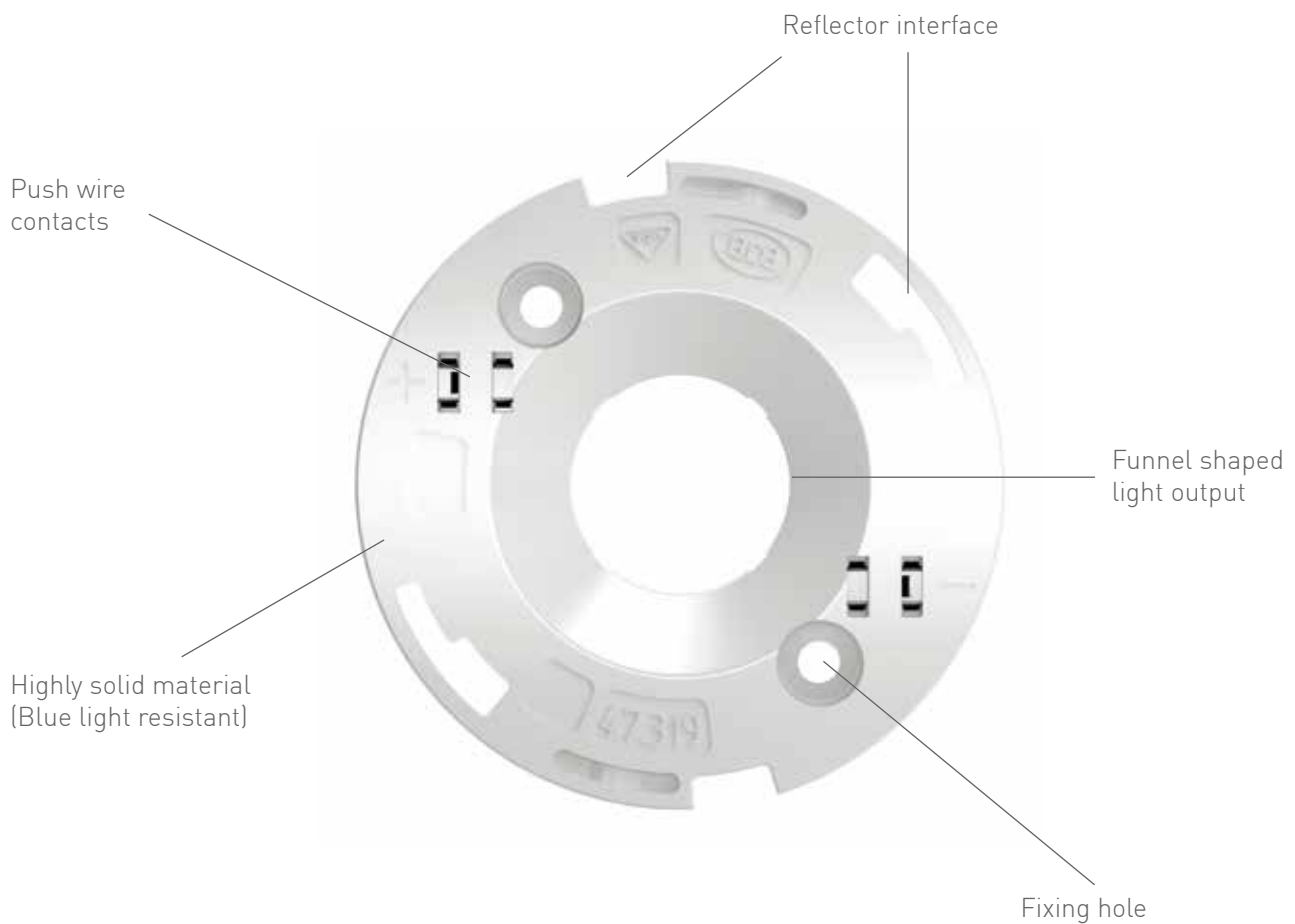
part no.	Prefixing of COB by	Dimension of COB in mm	Applicable with	CREE LED Solution Provider
Ø 50 mm				
47.360.2050.50	Leaf spring	23.85 x 23.85	 Reflectors 47.950.-30x with ø 74 mm  Diffusor plates 47.950.-40x  Reflectors 47.950.-30x with ø 92 mm	CXA 2530 CXB 2530 CXA 2540 CXB 2540 CXA 2590 CMA 2550

Advantages at a glance

- Easy and safe installation
- High strength, blue light resistant plastic
- Excellent reflection values
- Corrosion and wear resistant contact materials
- Resistant to fretting corrosion
- Widest product range worldwide - Suitable for more than 130 types of COB modules, offers a variety of different combinations

BJB Connector 47.319.

The perfect interface in your luminaire



Applicable with P2F for blind holes
28.902.-102.10



All connectors can also be delivered with
pre-mounted P2F **28.902.-102.10**








Light control with system

- Perfectly matched to COB and connection element
- Easy and safe installation
- Excellent light efficiency




There are numerous possibilities for targeted light control in spots and down-lights. Depending on the application and area of application, special reflectors are used, which light in the desired manner bundle or scatter.

BJB reflectors and diffusers shape the character

Reflectors for connectors with Ø 40 mm

Reflectors Ø 50 mm	Beam angle	Applicable with
 47.940.-311	Flood 40°*	Connectors 47.319.6x with Ø 40 mm 
 47.940.-312	Medium 29°*	
 47.940.-313	Spot 15°*	
Silicone lenses Ø 65 mm		
 47.940.U411 47.940.U412 47.940.U413	Spot <10°* Medium 22°* Flood 37°*	

*Beam angle measured with Citizen CLUxx

Reflectors Ø 50 mm	Beam angle	Applicable with
 47.940.-351	24°*	only for connectors 47.319.6024 47.319.6011 / 6180 / 6244 and 47.319.6304 with Ø 40 mm 
 47.940.-352	36°*	

*Beam angle measured with Citizen CLUxx



part no.	Prefixing of COB by	Dimension of COB in mm	Applicable with	bridgelux.	CITIZEN	CREE LED Solution Provider	EDISON	Ø 50 mm	
47.319.2013.50	COB holder	20 x 24	Reflectors with Ø 74 mm						
47.319.2025.50	COB holder	19 x 19		V13B-Gen 7 V13C-Gen 7	Ver. 4 CLU036 Ver. 5 CLU038 Ver. 6 CLU038 CLU720 / 721 Ver. 2 CLU721 CLU038		Opto 30W		
47.319.2030.50	Press fit pin	28 x 28	47.950.-301 47.950.-302 47.950.-303	V22B-Gen 7 V22C-Gen 7 V22D-Gen 7	Ver. 4 CLU046 Ver. 5 CLU048 Ver. 6 CLU048 Ver. 2 CLU731 CLU048 CLU731		Opto 40W		
47.319.2040.50	Press fit pin	22.8 x 25.8		ES					
47.319.2080.50	Press fit pin	18 x 24.4	Silicone lense with Ø 74 mm						
47.319.2134.50	COB holder	17.85 x 17.85				CXA / CXB 1816 CXA / CXB 1820 CMA 1825			
47.319.2144.50	COB holder	23.85 x 23.85	47.950.U411			CXA / CXB 2530 CXA / CXB 2540 CXA 2590			
47.319.2154.50	COB holder	27.35 x 27.35				CXA / CXB 3050 CXA / CXB 3070			
47.319.2224.50	COB holder	21 x 21		V15-Gen 6					
47.319.2274.50	COB holder	21 x 21		V18-Gen 6					
47.319.2314.50	COB holder	28 x 28	Reflectors with Ø 92 mm	V22-Gen 6	Ver. 4 CLU046 Ver. 5 CLU048 Ver. 6 CLU048 Ver. 2 CLU731 CLU048 CLU731				
47.319.2344.50	COB holder	17.85 x 17.85	 47.950.-304 47.950.-305 47.950.-306			CXA / CXB 1816 CXA / CXB 1820 CXA / CXB 1830 CXA / CXB 1840 CMA 1825 CMA 1840			
47.319.2350.50	Press fit pin	24 x 24		V18B-Gen 7 V18C-Gen 7					
47.319.2360.50	Vision panel	15.85 x 15.85		Vesta LES 9 mm					
47.319.2370.50	Vision panel	18.8 x 18.8		Vesta LES 13 mm					

part no.	Prefixing of COB by	Dimension of COB in mm	Applicable with	LUMENS	LUMILEDS	LUMINUS LEADER IN THE CHIP-LED	NICHIA	OSRAM Opto-Semiconductors	Ø 50	
47.319.2013.50	COB holder	20 x 24	Reflectors with Ø 74 mm			LUXEON CoB 1204 (Gen 3) LUXEON CoB 1205 (Gen 3) LUXEON CoB 1208 (Gen 3)				
47.319.2025.50	COB holder	19 x 19	 47.950.-301 47.950.-302 47.950.-303				CMXA14AC00			
47.319.2030.50	Press fit pin	28 x 28	Silicone lense with Ø 74 mm			LUXEON CoB 1211 (Gen 3) LUXEON CoB 1216 (Gen 3) LUXEON CoB 1812 (Gen 3)	CMXA22AC00			
47.319.2040.50	Press fit pin	22.8 x 25.8								
47.319.2144.50	COB holder	23.85 x 23.85		Ergon COB 25						
47.319.2154.50	COB holder	27.35 x 27.35	47.950.U411	Ergon COB 30						
47.319.2170.50	Press fit pin	24 x 24	Reflectors with Ø 92 mm					Soleriq S19	GW KA GW KA GW KA GW KA	
47.319.2254.50	COB holder	21.5 x 21.5								
47.319.2280.50	Press fit pin	21.5 x 21.5					CXM18			
47.319.2314.50	COB holder	28 x 28	47.950.-304 47.950.-305 47.950.-306			LUXEON CoB 1211 (Gen 3)	CXM22AC00			

part no.	Prefixing of COB by	Dimension of COB in mm	Applicable with		CITIZEN	CREE LED Solution Provider		
Ø 40 mm								
47.319.6024.50	COB holder	19 x 19	Reflectors 47.940.-35x Silicon lenses 47.940.U41x	V13 Gen 7	Ver.4 CLU036 Ver.5 CLU038 Ver.6 CLU038 CLU720 / 721 Ver.2 CLU721 CLU038		Opto 30W	
47.319.6060.50	Snap-in pins	13.5 x 13.5	Reflectors 47.940.-35x Silicon lenses 47.940.U41x	V10B-Gen 7	Ver.4 CLU026 Ver.5 CLU028 Ver.6 CLU028 CLU700 / 701 CLU028 Ver.2 CLU701			
47.319.6104.50	COB holder	15.85 x 15.85	Reflectors 47.940.-35x Silicon lenses 47.940.U41x	H9		CXA/CXB 1507 CXA/CXB 1512 CXA 1510		
47.319.6120.50	Snap-in pins	13.35 x 13.35	Reflectors 47.940.-35x Silicon lenses 47.940.U41x			CXA / CXB 1304		
47.319.6214.50	COB holder	15.80 x 15.80	Reflectors 47.940.-35x Silicon lenses 47.940.U41x	V10-Gen 6				
47.319.6264.50	COB holder	15.80 x 15.80	Reflectors 47.940.-35x Silicon lenses 47.940.U41x	V13-Gen 6	Ver. 4 CLU026 Ver. 5 CLU028 Ver. 6 CLU028 Ver. 2 CLU701 CLU700 / 701 CLU028			
47.319.6294.50	COB holder	13.50 x 13.50	Reflectors 47.940.-35x Silicon lenses 47.940.U41x		CLL020 / 024 CLU022 / U024 CLU025 / U026 CLU700 / U701			
47.319.6304.50	COB holder	18 x 18	Reflectors 47.940.-35x Silicon lenses 47.940.U41x					
47.319.6380.50	Vision panel	12 x 15	Reflectors 47.940.-35x Silicon lenses 47.940.U41x	Vesta LES 9 mm				

Ø 70 mm

47.319.4160.50	Press fit pin	38 x 38	---		Ver. 4 CLL056 Ver. 5 CLU058 Ver. 6 CLU058		EdiPower III HM High Power	
----------------	---------------	---------	-----	--	---	--	-------------------------------	--

part no.	Prefixing of COB by	Dimension of COB in mm	Applicable with		LUMINUS LEADER IN HIGH CHIP LEDS		OSRAM Opto Semiconductors	
Ø 40								
47.319.6024.50	COB holder	19 x 19	Reflectors 47.940.-35x Silicon lenses 47.940.U41x		CXM14AC00		Soleriq S13 LES 14 mm GW KAG*B5.BM GW KAG*B3.CM GW KAG*B3.DM GW KAG*B3.EM GW KAG*B3.PM	
47.319.6060.50	Snap-in pins	13.5 x 13.5	Reflectors 47.940.-35x Silicon lenses 47.940.U41x		CXM09AC00		Soleriq S9 LES 15.7 mm GW KAG*B5.EM	
47.319.6180.50	Vision panel	12 x 15	Reflectors 47.940.-35x Silicon lenses 47.940.U41x	LUXEON CoB 1202s (Gen 3)		NTCWS024B NJCWS024Z		
47.319.6234.50	COB holder	17 x 17	Reflectors 47.940.-35x Silicon lenses 47.940.U41x					
47.319.6244.50	COB holder	17 x 17	Reflectors 47.940.-35x Silicon lenses 47.940.U41x					
47.319.6294.50	COB holder	13.5 x 13.5	Reflectors 47.940.-35x Silicon lenses 47.940.U41x				Soleriq S9 GW KAF*B5.BM GW KAF*B3.CM GW KAF*B3.DM GW KAF*B3.EM	

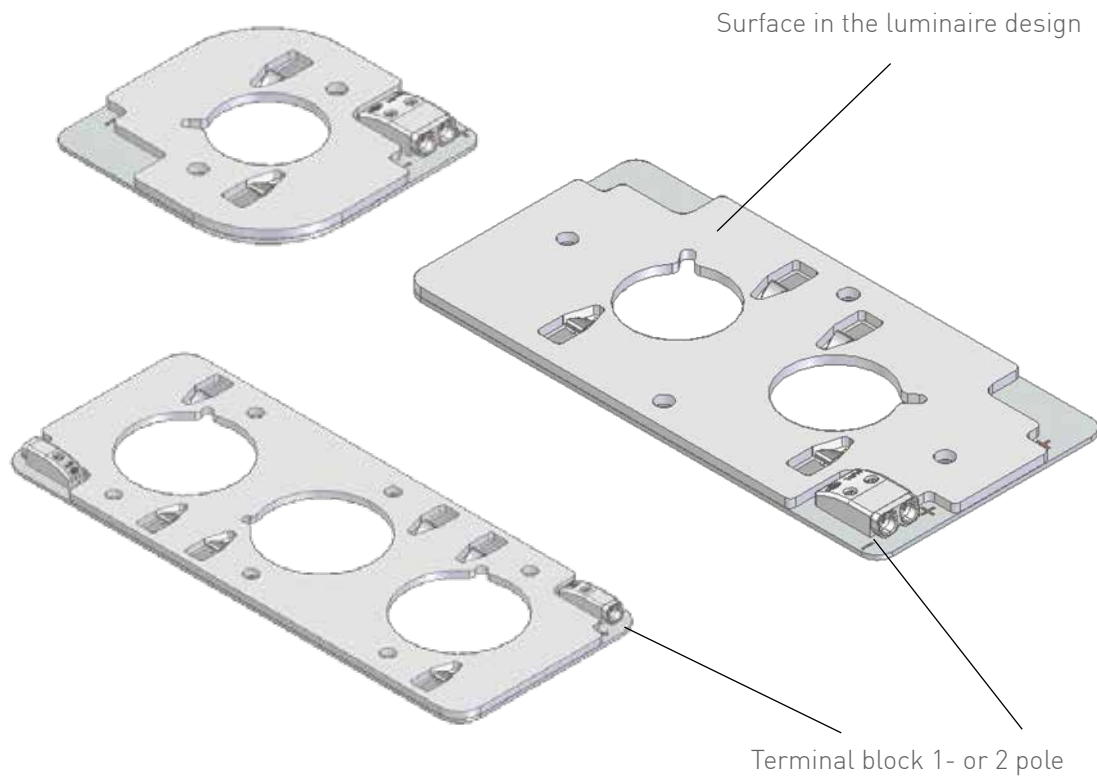
Ø 70 mm

47.319.4160.50	Press fit pin	38 x 38	---	LUXEON CoB 1321 (Gen 3) 1825 (Gen 3)				
----------------	---------------	---------	-----	--	--	--	--	--

Advantages at a glance

- Easy and secure assembly
- Maximum flexibility
- Adaptable to any COB
- Customer-specific dimensions and equipment
- Multiple connection elements with internal wiring
- Reflector interface according to customer requirements

The BJB FR4 Connector - Ultra flat

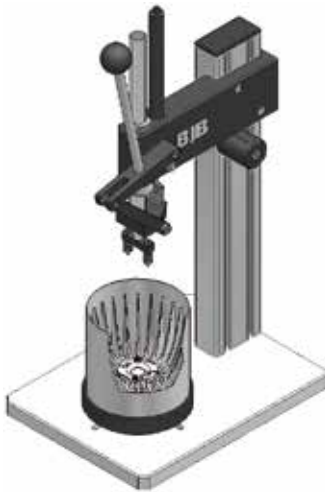


Can be equipped with additional electrical components possible (eg AC-DC converter)

Standard insertion tool and tool with holding function

Standard insertion tool

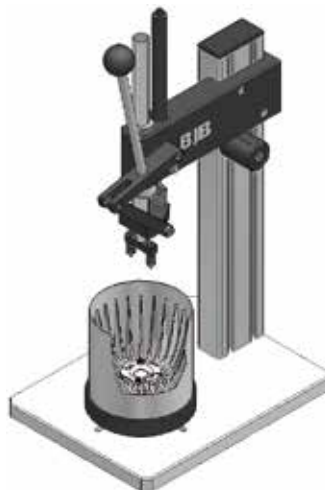
We offer an auxiliary tool specifically designed to facilitate processing using our 47.319 and 47.360 connectors with pre-assembled P2F fixing elements. With this tool, both pre-assembled P2F fixing elements can be inserted simultaneously. Compared to the conventional method of screw fixing, a considerable amount of assembly time can be saved by using P2F fixing elements with this insertion tool. The additional advantage is that problems with screw-fixing processes, such as badly cut threads, soiled thread hole grooves, damaged thread run-outs, etc., do not occur with our P2F fixing elements. We offer insertion tools with two different spacing distances and these can be used either in a standard hand lever press or in our toggle press, which is described below.



Insertion tool with holding function

With deep, narrow heat sinks, it is difficult for the assembly operative to hold the connector with the COB in position on the heat sink during the assembly process. This takes time. To counteract this problem, we have developed insertion tools with a holding function (only in combination with a heat sink mount).

With these insertion tools, which are designed specifically for use with our connectors, it is possible to place the connector onto the insertion tool from below. Special insertion pins keep the connector with the COB attached to the insertion tool. When the press is operated, the connector and COB are positioned precisely on the base of the heat sink and the P2F fixing elements are inserted.



Manual COB assembly aid



Fix assembly aid on the working surface



Insert COB

Place connector onto COB

Press connector down and move slightly from left to right hand side



Technology for Light

Components · Optics · Automation

BJB worldwide

Headquarters BJB Germany

BJB GmbH & Co. KG
Werler Str. 1 · 59755 Arnsberg
Telephone +49 (0) 29 32.9 82-0
Telefax +49 (0) 29 32.9 82-8201
info@bjb.com · www.bjb.com

BJB China

BJB Electric Dongguan Ltd.
Guancheng High-Tech Park Five Road (North),
Eastern Industrial Zone,
JiangNanDaDao, Qishi Town,
Dongguan
China PC: 523512
Telefon +86 769 22766 891
Telefax +86 769 22766 896
bjbchina@bjb.com · www.bjb.com

BJB UK

BJB (UK) Ltd.
5 Axis Centre
Cleeve Road
Leatherhead
KT22 7RD
Telephone +44 1372 380 850
Telefax +44 1372 380 859
bjbuk@bjb.com · www.bjb.com

BJB Hong Kong

BJB Hong Kong Ltd.
Suite 2508, Tower 1, Lippo Centre
89 Queensway
Hong Kong
Telephone +86 769 22766 891
Telefax +86 769 22766 896
bjbchina@bjb.com · www.bjb.com

BJB Italy

BJB S.p.A.
Viale Famagosta, 61
I-20142 Milano
Telephone +39 02 /89 15 02 76
Telefax +39 02 /89 15 90 29
bjbitalia@bjb.com · www.bjb.com

BJB Japan

BJB Co., Ltd.
2-5-9 Nakagawa-chuo
Tsuzuki-ku
Yokohama 224-0003
Japan
Telephone +81 45 595 1239
Telefax +81 45 591 1001
sales-japan@bjb.com · www.bjb.com

BJB Spain

BJB Procesa S.A.
C-155 De Sabadell a Granollers, km 14,2
Apartado de Correos, 8
E-08185 Lliça de Vall (Barcelona)
Telephone +34 93/8445170
Telefax +34 93/8445184
procesa@bjb.com · www.bjb.com

BJB Taiwan

BJB Electric Taiwan Corporation
4/F, No.108, Chow-Tze Street
Nei-Hu District (114)
Taipei, Taiwan
Telephone +886 2 2627 7722
Telefax +886 2 2627 1122
sales-taiwan@bjb.com · www.bjb.com

BJB USA

BJB Electric L.P.
6375 Alabama Highway
Ringgold, GA 30736
USA
Telephone (706) 965-2526
Telefax (706) 965-2528
sales@bjb.com · www.bjb.com

BJB Sales Office Brazil


Alexandre Lozano
Av. Miro Vetorazzo, 115 C. 80
09820-135 São B. do Campo - SP - Brasil
Telephone +55 1143961582
Mobile +55 11983475204
Telefax +49 2932 982 8384
alexandre.lozano@bjb.com · www.bjb.com

BJB Sales Office Qatar

Garry Slater
Apartment 608 6th floor
Y Building 12 - Street 950
Zone 38
Al sadd - Doha
Qatar
Mobile: +974 6622 7810
Garry.Slater@bjb.com

BJB Sales Office Ningbo

Ryan Hu
Room 1516
Liansheng Building (North Part)
Cultural and commercial District Cixi
315300 Ningbo - China
Mobile: +86 139 58286600
Ryan.Hu@bjb.com



X-ON Electronics

Largest Supplier of Electrical and Electronic Components

Click to view similar products for [LED Lighting Reflectors](#) category:

Click to view products by [BJB](#) manufacturer:

Other Similar products are found below :

[LL04CR-CFN35155L02](#) [LL04CR-CFN60155L02](#) [LL04CR-CGM85135L02](#) [F13185_GERI-RZ](#) [LL01SP-ATH15R49](#) [12796](#) [12527](#) [12531](#)
[12568](#) [C13253_TINA2-R-CLIP16](#) [CA14591_BROOKE-XW](#) [FCN13741_GERI-RZ](#) [CN12298_LENA-W-DL](#) [F14532_ANGELETTE-S](#)
[F14534_ANGELETTE-WW](#) [F15558_MIRELLA-G2-S](#) [F15559_MIRELLA-G2-M](#) [F15560_MIRELLA-G2-W](#) [12530](#) [F14740_BROOKE-G2-](#)
[W](#) [F14533_ANGELETTE-M](#) [F14738_BROOKE-G2-S](#) [F14739_BROOKE-G2-M](#) [12532](#) [C14658_BARBARA-RZ-LENS](#) [47.935.-301.56](#)
[47.935.-302.56](#) [47.935.-303.56](#) [47.935.-304.56](#) [47.940.-311.56](#) [47.940.-312.56](#) [47.940.-313.56](#) [47.940.-351.56](#) [47.940.-352.56](#) [47.950.-301.56](#)
[47.950.-302.56](#) [47.950.-303.56](#) [47.950.-304.56](#) [47.950.-305.56](#) [47.950.-306.56](#) [12684](#) [12685](#) [12765](#) [12781](#) [LMH020-REFL-0000-0000042](#)
[LMH020-REFL-0000-0000062](#) [LMH020-REFL-0000-0000064](#) [LMH020-REFL-0000-0000082](#) [LMH020-REFL-0000-0000084](#) [OPC-11COL](#)