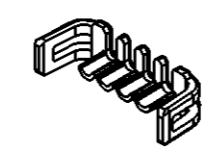
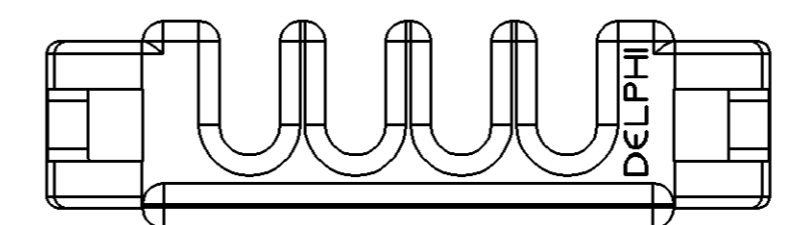
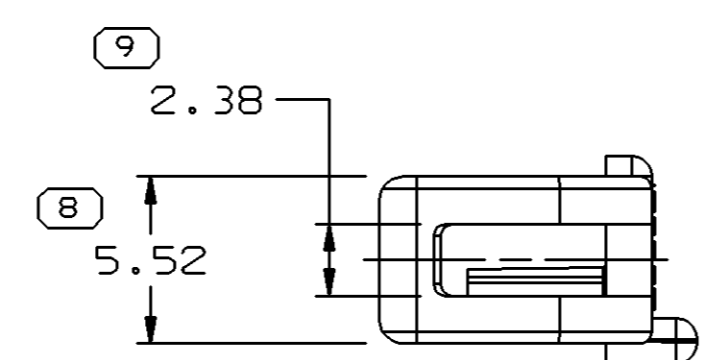
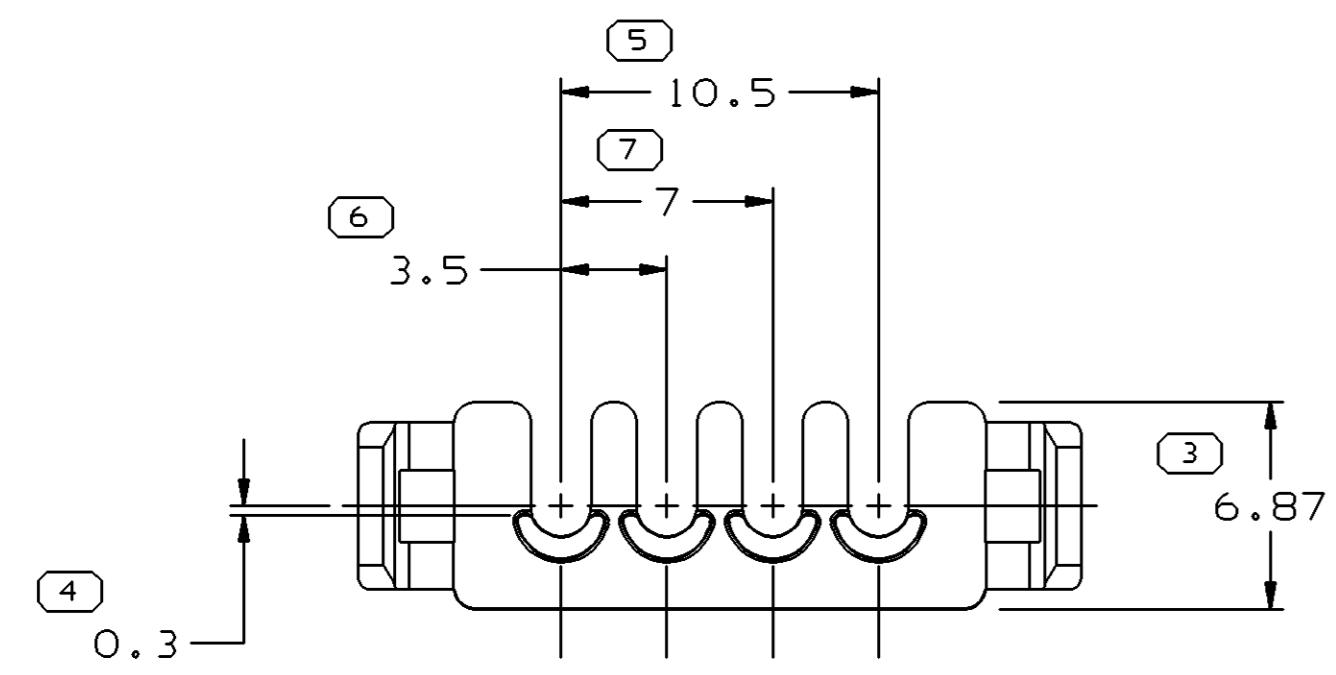
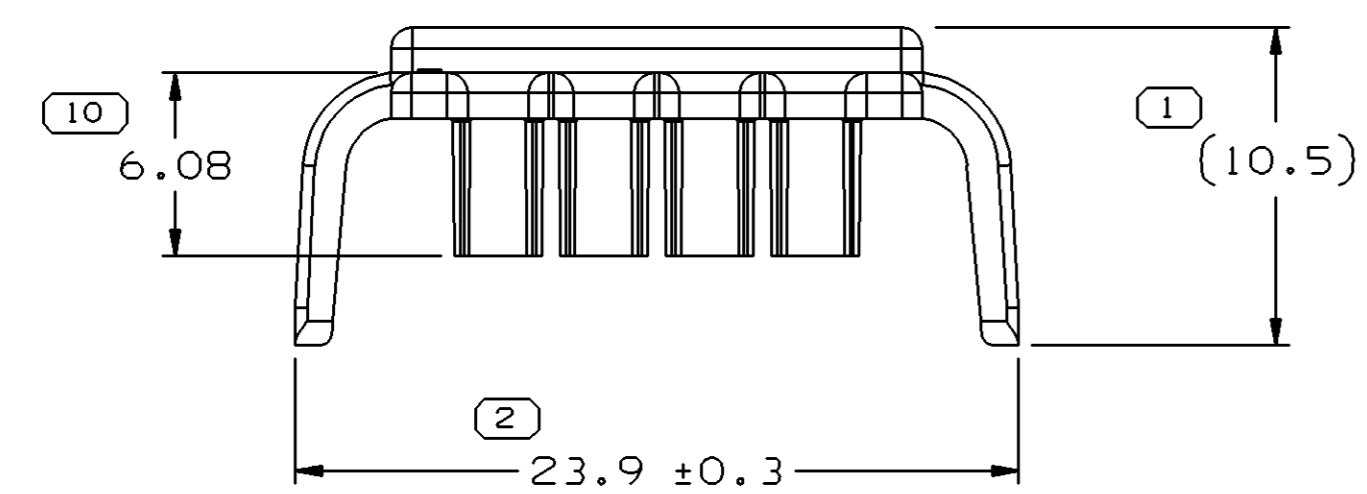


SYMBOL DEFINITION		
A DIMENSION WITHOUT AN INSPECTION REPORT SYMBOL ( ) DOES NOT REQUIRE INSPECTION. IT MAY BE CONTROLLED ON THE INDIVIDUAL COMPONENT DRAWING.	TOTAL NO OF INSPECTIONS REQUIRED	10
	LAST NO. USED	10

MISSING SYMBOLS		DWG STATUS					ZONE	REVISION HISTORY			AUTH	DR	APVD1	APVD2
DATE	STG	REV	N/P	CHG										
25FE02	R	D1	-	-				REDRAWN TO PART DRAWING; MATERIAL SPEC WAS R0071784; REVISED NOTES	220875	TSH	TSH	EH		
24JN02	R	05	-	-				ADD DIM #10 AND PROCESS SENSITIVE DIM WAS 2	226944	TLD	TLD	EH		
01AP04	R	05	AA	-				UPDATED PDM ATTRIBUTES	253707	ADK	ADK	EH		

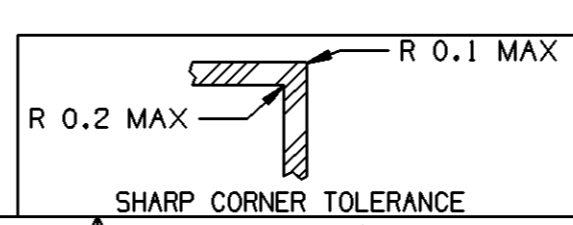


NOTES

- UNLESS OTHERWISE SPECIFIED AND/OR INDICATED: DIMENSIONS ARE TO FACE OF VIEW SHOWN AND AUTOMATICALLY ROUNDED BY COMPUTER FOR INSPECTION (SEE MATH MODEL FOR PRECISE DIMENSIONS) FOR ALL OTHER DIMENSIONS NOT SHOWN BUT REQUIRED FOR TOOL BUILD, SEE MATH MODEL FOR PRECISE TOOL PATH DATA
- MATING COMPONENTS: CONNECTOR ASSEMBLY 15305361 OR EQUIVALENT
- THIS PART IS NOT CONTROLLED FOR AUTOMATIC FEEDING
- (0.75)X(0.1) RAISED DELPHI CORPORATE BRAND TO BE LOCATED ON ANY EXTERIOR SURFACE, PREFERABLY VISIBLE AT FINAL ASSEMBLY. OPTIONAL CONSTRUCTION TO BE "PED" OR NO LOGO.

( ) PROCESS SENSITIVE DIMENSION

DIMENSIONS ENCLOSED IN ( ) INDICATE REFERENCE DIMENSIONS AND NO TOLERANCE LIMITS ARE ESTABLISHED



DIMENSIONAL RANGE (MM)		TOLERANCE UNLESS OTHERWISE SPECIFIED		ANGULAR TOLERANCE ±2°	
FROM	TO				
> 0	> 20	±0.15	±0.2	±0.3	±0.4
> 20	> 30	±0.2	±0.3	±0.4	±0.5
> 30	> 70	±0.3	±0.4	±0.5	±0.6
> 70	> 100	±0.4	±0.5	±0.6	±0.8
> 100	> 150	±0.5	±0.6	±0.8	±1
> 150	> 200	±0.6	±0.8	±1	±1.2
> 200	> 250	±0.8	±1	±1.2	
> 250	> 300	±1	±1.2		
> 300	> 400	±1.2			

DWG TYPE PART DRAWING	
STYLE	
VOLUME (CM³) 0.293	DISTR CODE D
ROUTING 6900	
UNLESS OTHERWISE SPECIFIED	
THIS DOCUMENT IS IN ACCORDANCE WITH ASME Y14.5M-1994 AS AMENDED BY THE GM GLOBAL DIMENSIONING AND TOLERANCING ADDENDUM - 1997. ALL GEOMETRIC TOLERANCES AND RELATED DATUMS APPLY RFS. RULE #1 PERFECT FORM AT MMC DOES NOT APPLY WHEN RELATIONSHIP BETWEEN FEATURES IS ESTABLISHED BY ORIENTATION OR LOCATION TOLERANCES. SEPARATE POSITION CALLOUTS MAY BE GAGED SEPARATELY, REGARDLESS OF DATUM REFERENCE. ALL DIMENSIONS ARE IN MILLIMETERS	
THIRD ANGLE PROJECTION	
DO NOT SCALE	
USE MATH DATA	

**DELPHI**  
DELPHI PACKARD ELECTRIC SYSTEMS  
WARREN, OH

DR B. NAGY	DATE 10DE96
APVD1 B. NAGY	10DE96
APVD2 J. KENNEDY	24JA97
APVD3 M. CHUGH	27JA97
APVD4	
APVD5	

SUBSTANCES OF CONCERN AND RECYCLED CONTENT PER DELPHI 10949001

MATERIAL  
M3592025 PA66 HS 1M GRA MD

DRAWING NAME  
LOCK TPA GT 150 4 GRA

DRAWING NUMBER  
**15305028**

SIZE A1	SCALE 4:1	FRAME NO 1 OF 1	SHEET NO 1 OF 1	STG R	REV 05	N/P AA
---------	-----------	-----------------	-----------------	-------	--------	--------

## X-ON Electronics

Largest Supplier of Electrical and Electronic Components

*Click to view similar products for [Automotive Connectors](#) category:*

*Click to view products by [Delphi](#) manufacturer:*

Other Similar products are found below :

[003-018-000](#) [600858](#) [60403001](#) [60993906-B](#) [60993913-B](#) [629515004020001](#) [M902-2131](#) [M902-2161](#) [M902-2344](#) [72.330.1035.1](#)  
[73.353.4028.0](#) [F118010](#) [F119300-B](#) [F132210](#) [F132210-B](#) [F166900](#) [F180100](#) [F258300](#) [F258300-B](#) [F294300-B](#) [F339100](#) [F339700](#) [F358300-](#)  
[B](#) [F374110](#) [F407400](#) [F412210](#) [F427600](#) [F444110](#) [F487000](#) [F495100-B](#) [F500900-B](#) [F509500B-B](#) [770444-1](#) [776880-1](#) [827153-1](#) [881735-1](#)  
[8N1515-32-24P](#) [9-1326727-8](#) [9-1326729-8](#) [925467-1](#) [925474-1](#) [928905-1](#) [936398-2](#) [964562-1](#) [964562-4](#) [964731-2](#) [965051-1](#) [968782-1](#)  
[GT17SA-8DS-HU](#) [GT17VS-10DP-5.2CF](#)