



Clamp Filters (Ferrite Core with Case)

For cable

ZCAT series

ZCAT

ZCAT-A

ZCAT-B

ZCAT-D/-DT

REMINDERS FOR USING THESE PRODUCTS

Before using these products, be sure to request the delivery specifications.

SAFETY REMINDERS

Please pay sufficient attention to the warnings for safe designing when using these products.

REMINDERS

- The storage period is less than 6 months. Be sure to follow the storage conditions (Temperature: 5 to 40°C, Humidity: 10 to 75% RH or less).
- The case may crack when it is handled below freezing point or when it experiences a fall or other mechanical shock, as it is made of plastic; please exercise caution when handling the case.
- Do not use or store in locations where there are conditions such as gas corrosion (salt, acid, alkali, etc.).
- In a case where the product is attached to a cable larger than the product's internal diameter, the ferrite core may be damaged. Please confirm compatibility with the cable before use.
- Dropping or forcible engagement may cause damage to the product. Please handle the product with care when engaging.
- Do not detach and reuse a product that has been engaged; this may damage the engaged portion.
- Do not expose the products to magnets or magnetic fields.
- Do not use for a purpose outside of the contents regulated in the delivery specifications.
- The products listed on this catalog are intended for use in general electronic equipment (AV equipment, telecommunications equipment, home appliances, amusement equipment, computer equipment, personal equipment, office equipment, measurement equipment, industrial robots) under a normal operation and use condition.
The products are not designed or warranted to meet the requirements of the applications listed below, whose performance and/or quality require a more stringent level of safety or reliability, or whose failure, malfunction or trouble could cause serious damage to society, person or property.
If you intend to use the products in the applications listed below or if you have special requirements exceeding the range or conditions set forth in the each catalog, please contact us.

(1) Aerospace/Aviation equipment

(2) Transportation equipment (cars, electric trains, ships, etc.)

(3) Medical equipment

(4) Power-generation control equipment

(5) Atomic energy-related equipment

(6) Seabed equipment

(7) Transportation control equipment

(8) Public information-processing equipment

(9) Military equipment

(10) Electric heating apparatus, burning equipment

(11) Disaster prevention/crime prevention equipment

(12) Safety equipment

(13) Other applications that are not considered general-purpose applications

When designing your equipment even for general-purpose applications, you are kindly requested to take into consideration securing protection circuit/device or providing backup circuits in your equipment.

Clamp Filters (Ferrite Core with Case)

Product compatible with RoHS directive
Halogen-free

For cable

Overview of the ZCAT Series

FEATURES

- Using TDK's unique structure where the ferrite core is mounted and integrated in a plastic case, it is possible to attach them to interface cables and power cables with one touch without having to cut the cables.
- Have excellent absorption of high-frequency noise using the high-frequency absorption characteristics of the ferrite core.
- Effective for common mode noise, so can be implemented as a noise countermeasure without influencing signal quality.
- Series are according to the outer diameter of the cable in order to be compatible with various cable sizes.

APPLICATION

PCs, word processors, monitors, HDDs, digital telephones, audio equipment, electronic musical instruments, video games, copiers, and facsimiles

PART NUMBER CONSTRUCTION

Series name	Outer dimensions (mm)	Length dimensions (mm)	Inner dimensions (mm)	Core material code	Fixing type code	Outer color code
ZCAT	24	36	13	30	A	BK
						Black
						Gray
					A	Fixed cable type (Cable is clamped inside the main body)
					B	Chassis fixed type
					D	Flat cable type
					DT	Flat cable type (Double-sided tape fixed type)
					Non code	Band fixed type (Cable is secured to the main body by a nylon band)

OPERATING TEMPERATURE RANGE, PACKAGE QUANTITY, PRODUCT WEIGHT

Type	Temperature range			Package quantity (pieces/box)	Individual weight (g)
	Operating temperature*	Storage condition after engagement	Temperature range for engagement work		
	(°C)	(°C)	(°C)		
ZCAT3035	-40 to +85	-40 to +85	0 to +50	200	64.8
ZCAT2017-B	-40 to +85	-40 to +85	0 to +50	350	11.5
ZCAT2235	-40 to +85	-40 to +85	0 to +50	400	26.0
ZCAT2436	-40 to +85	-40 to +85	0 to +50	400	29.0
ZCAT2032	-40 to +85	-40 to +85	0 to +50	420	22.7
ZCAT2035	-40 to +85	-40 to +85	0 to +50	480	21.2
ZCAT2132	-40 to +85	-40 to +85	0 to +50	480	21.6
ZCAT1730	-40 to +85	-40 to +85	0 to +50	840	11.6
ZCAT2017	-40 to +85	-40 to +85	0 to +50	640	11.0
ZCAT1325	-40 to +85	-40 to +85	0 to +50	1,344	6.37
ZCAT1518	-40 to +85	-40 to +85	0 to +50	896	6.1
ZCAT3618-D	-40 to +85	-40 to +85	0 to +50	480	15.6
ZCAT4625-D	-40 to +85	-40 to +85	0 to +50	240	32.5
ZCAT6819-D	-40 to +85	-40 to +85	0 to +50	160	58.4
ZCAT10D	-40 to +85	-40 to +85	0 to +50	770	5.6
ZCAT13D	-40 to +85	-40 to +85	0 to +50	450	14.8
ZCAT20D	-40 to +85	-40 to +85	0 to +50	280	46.3

* Operating temperature range includes self-temperature rise.

- RoHS Directive Compliant Product: See the following for more details related to RoHS Directive compliant products. <http://www.tdk.co.jp/rohs/>
- Halogen-free: Indicates that Cl content is less than 900ppm, Br content is less than 900ppm, and that the total Cl and Br content is less than 1500ppm.

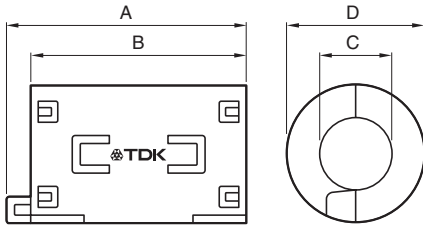
• All specifications are subject to change without notice.

ZCAT series

ZCAT Type



■ SHAPE & DIMENSIONS

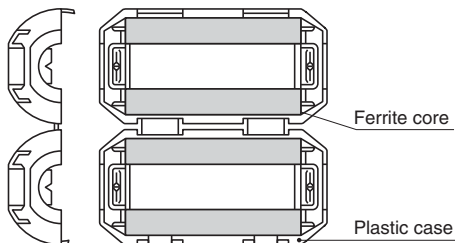


Dimensions in mm

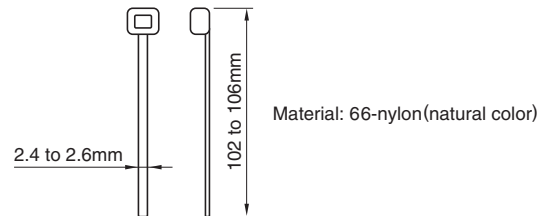
Part No.	A	B	C	D	E	Applicable cable outer diameter
ZCAT1518-0730(-BK)*	22±1	18±1	7±1	15±1	–	7max.
ZCAT2017-0930(-BK)*	21±1	17±1	9±1	20±1	–	9max.
ZCAT2032-0930(-BK)*	36±1	32±1	9±1	19.5±1	–	9max.
ZCAT2132-1130(-BK)*	36±1	32±1	11±1	20.5±1	–	11max.
ZCAT3035-1330(-BK)*	39±1	34±1	13±1	30±1	–	13max.

* A fixing band is included when shipped.

■ INTERNAL CONSTRUCTION



■ STRUCTURE OF THE FIXING BAND



Material: 66-nylon (natural color)

ZCAT series ZCAT Type

ELECTRICAL CHARACTERISTICS

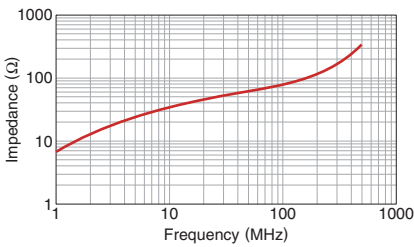
CHARACTERISTICS SPECIFICATION TABLE

Impedance(Ω)min.			Part No.
[10 to 100MHz]	[100 to 500MHz]	[50 to 500MHz]	
25	50	—	ZCAT1518-0730(-BK)
20	50	—	ZCAT2017-0930(-BK)
50	100	—	ZCAT2032-0930(-BK)
40	80	—	ZCAT2132-1130(-BK)
80	150	—	ZCAT3035-1330(-BK)

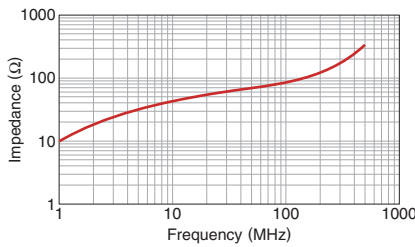
• Test conditions: When passing through an impedance meter (unloaded) ϕ 1mm copper cable

IMPEDANCE VS. FREQUENCY CHARACTERISTICS

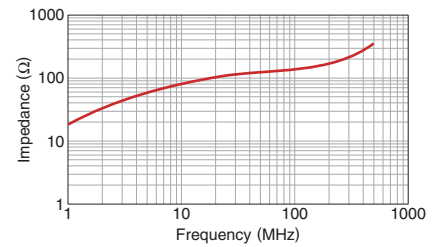
ZCAT1518-0730



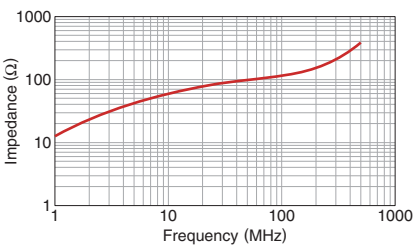
ZCAT2017-0930



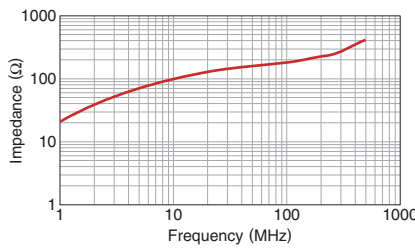
ZCAT2032-0930



ZCAT2132-1130



ZCAT3035-1330



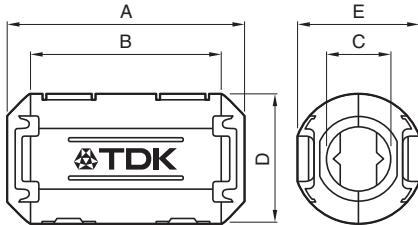
• All specifications are subject to change without notice.

ZCAT series

ZCAT-A Type



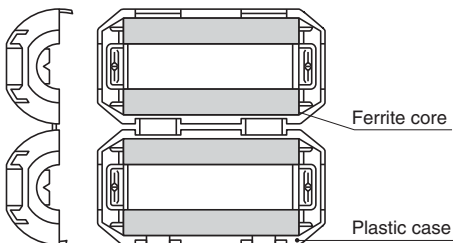
SHAPE & DIMENSIONS



Dimensions in mm

Part No.	A	B	C	D	E	Applicable cable outer diameter
ZCAT1325-0530A(-BK)	25±1	20±1	5±1	12.8±1	11.2±1	3 to 5(USB)
ZCAT1730-0730A(-BK)	30±1	23±1	7±1	16.5±1	15±1	4 to 7(USB/IEEE1394)
ZCAT2035-0930A(-BK)	35±1	28±1	9±1	19.5±1	17.4±1	6 to 9
ZCAT2235-1030A(-BK)	35±1	28±1	10±1	21.5±1	20±1	8 to 10
ZCAT2436-1330A(-BK)	36±1	29±1	13±1	23.5±1	22±1	10 to 13

INTERNAL CONSTRUCTION



ZCAT series ZCAT-A Type

ELECTRICAL CHARACTERISTICS

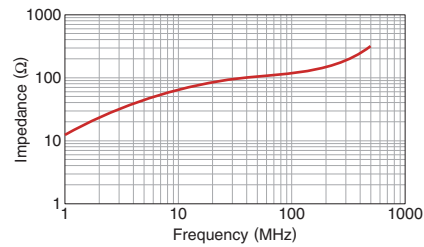
CHARACTERISTICS SPECIFICATION TABLE

Impedance(Ω)min.			Part No.
[10 to 100MHz]	[100 to 500MHz]	[50 to 500MHz]	
50	100	—	ZCAT1325-0530A(-BK)
40	80	—	ZCAT1730-0730A(-BK)
50	100	—	ZCAT2035-0930A(-BK)
50	100	—	ZCAT2235-1030A(-BK)
30	80	—	ZCAT2436-1330A(-BK)

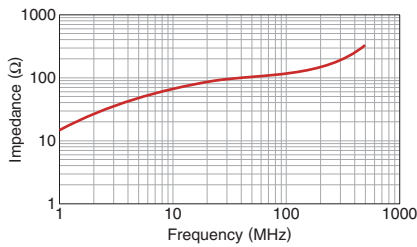
• Test conditions: When passing through an impedance meter (unloaded) ϕ 1mm copper cable

IMPEDANCE VS. FREQUENCY CHARACTERISTICS

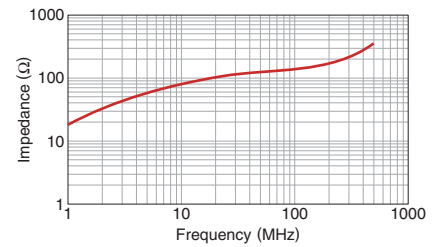
ZCAT1325-0530A



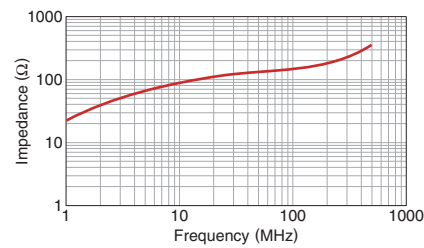
ZCAT1730-0730A



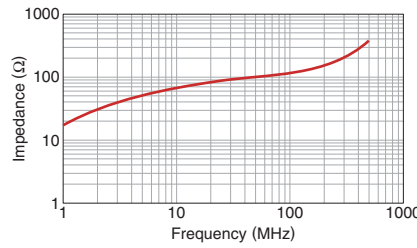
ZCAT2035-0930A



ZCAT2235-1030A



ZCAT2436-1330A



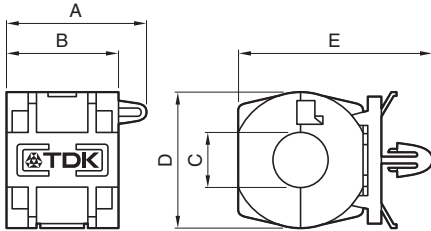
• All specifications are subject to change without notice.

ZCAT series

ZCAT-B Type



SHAPE & DIMENSIONS

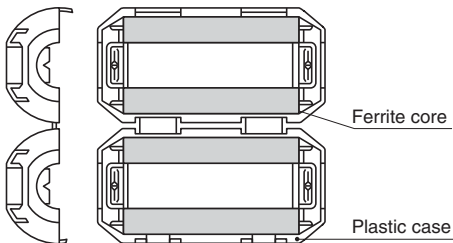


Dimensions in mm

Part No.	A	B	C	D	E	Applicable cable outer diameter
ZCAT2017-0930B(-BK)	21±1	17±1	9±1	20±1	(29)	9max.

• Chassis fixed type attachment hole: ϕ 4.8 to 4.9mm, Plate thickness: 0.5 to 2mm

INTERNAL CONSTRUCTION



• All specifications are subject to change without notice.

ZCAT series ZCAT-B Type

■ ELECTRICAL CHARACTERISTICS

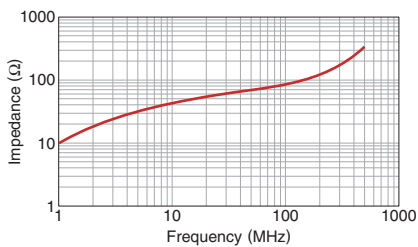
□ CHARACTERISTICS SPECIFICATION TABLE

Impedance(Ω)min.			Part No.
[10 to 100MHz]	[100 to 500MHz]	[50 to 500MHz]	
20	50	—	ZCAT2017-0930B(-BK)

- Test conditions: When passing through an impedance meter (unloaded) ϕ 1mm copper cable

□ IMPEDANCE VS. FREQUENCY CHARACTERISTICS

ZCAT2017-0930B

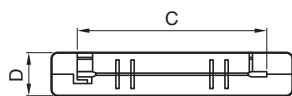
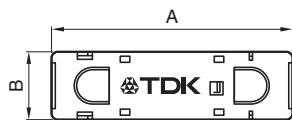


ZCAT series

ZCAT-D, ZCAT-DT Type



SHAPE & DIMENSIONS



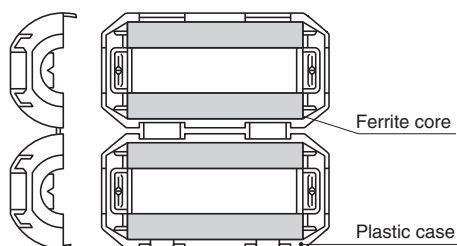
Applicable cable
thickness:
1.3mm max.

Dimensions in mm

Part No.	A	B	C	D	E	Applicable cable outer diameter
ZCAT3618-2630D(-BK)	35.5±1	17.5±1	26±1	11.5±1	–	For 20 wires flat cable
ZCAT3618-2630DT(-BK)*	35.5±1	17.5±1	26±1	12.5±1	–	For 20 wires flat cable
ZCAT4625-3430D(-BK)	45.5±1	24.5±1	34±1	12±1	–	For 26 wires flat cable
ZCAT4625-3430DT(-BK)*	45.5±1	24.5±1	34±1	13±1	–	For 26 wires flat cable
ZCAT6819-5230D(-BK)	67.5±1	18.5±1	52±1	16±1	–	For 40 wires flat cable
ZCAT6819-5230DT(-BK)*	67.5±1	18.5±1	52±1	17±1	–	For 40 wires flat cable

* Double-sided tape fixed type (tape included when shipped).

INTERNAL CONSTRUCTION



ZCAT series ZCAT-D, ZCAT-DT Type

ELECTRICAL CHARACTERISTICS

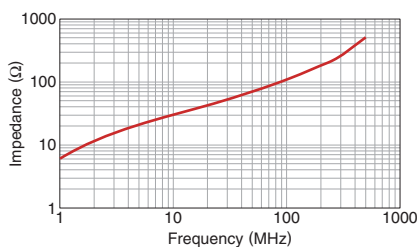
CHARACTERISTICS SPECIFICATION TABLE

Impedance(Ω)min.			Part No.
[10 to 100MHz]	[100 to 500MHz]	[50 to 500MHz]	
—	—	30	ZCAT3618-2630D(T)(-BK)
—	—	35	ZCAT4625-3430D(T)(-BK)
—	—	35	ZCAT6819-5230D(T)(-BK)

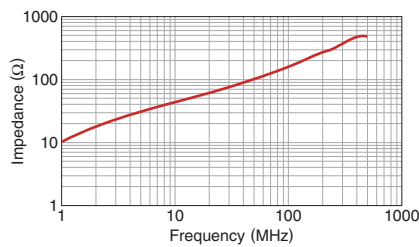
• Test conditions: When passing through an impedance meter (unloaded) ϕ 1mm copper cable

IMPEDANCE VS. FREQUENCY CHARACTERISTICS

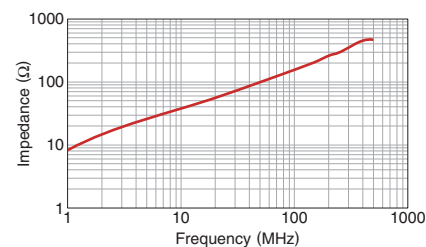
ZCAT3618-2630D



ZCAT4625-3430D



ZCAT6819-5230D



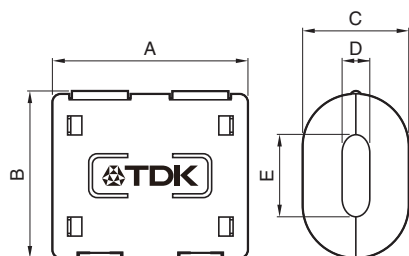
• All specifications are subject to change without notice.

ZCAT series

ZCAT10D, 13D, 20D Type



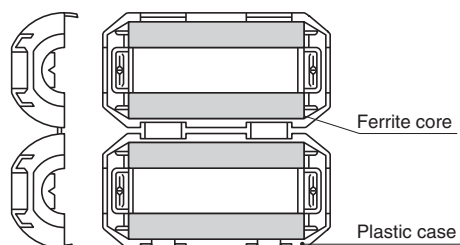
SHAPE & DIMENSIONS



Dimensions in mm

Part No.	A	B	C	D	E	Applicable cable outer diameter
ZCAT 10D-(BK)	27±1	14.5±1	10±1	4±1	7±1	4max.
ZCAT 13D-(BK)	34±1	20±1	13±1	5±1	8.5±1	5max.
ZCAT 20D-(BK)	35±1	30±1	20±1	5±1	15±1	5max.

INTERNAL CONSTRUCTION



ZCAT series ZCAT10D, 13D, 20D Type

ELECTRICAL CHARACTERISTICS

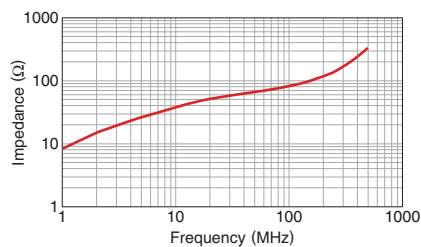
CHARACTERISTICS SPECIFICATION TABLE

Impedance(Ω)min.			Part No.
[10 to 100MHz]	[100 to 500MHz]	[50 to 500MHz]	
25	70	—	ZCAT 10D-(BK)
40	100	—	ZCAT 13D-(BK)
60	150	—	ZCAT 20D-(BK)

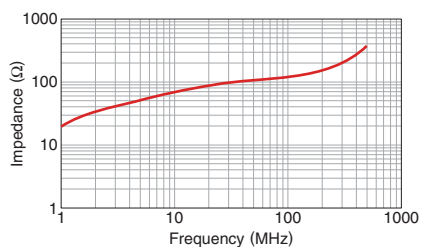
• Test conditions: When passing through an impedance meter (unloaded) ϕ 1mm copper cable

IMPEDANCE VS. FREQUENCY CHARACTERISTICS

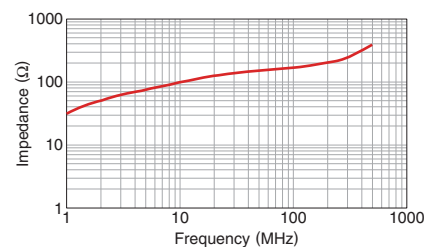
ZCAT10D



ZCAT13D



ZCAT20D



• All specifications are subject to change without notice.

X-ON Electronics

Largest Supplier of Electrical and Electronic Components

Click to view similar products for [Ferrite Clamp On Cores](#) category:

Click to view products by [TDK](#) manufacturer:

Other Similar products are found below :

[CS28B0984](#) [CV28B1642](#) [RA33B4340](#) [AS20B2034](#) [IL25B0642K](#) [IL28B0642K](#) [SA28B0121](#) [SA33B4340](#) [SS33B2033](#) [FD33B2480](#)
[FF33B2480](#) [CF28B1642](#) [RA33B2480](#) [CS28B0642](#) [CS33B0984](#) [TC28B0937](#) [TC33B0984](#) [432703037561](#) [USB28B2034](#) [432202209491](#)
[4327 018 21641](#) [SA28B4340](#) [SE28B0121](#) [CF28B0642](#) [74271633](#) [74271733S](#) [SS33B2035](#) [TC28B2000](#) [431164281](#) [CF28B1937](#) [SS20B2037](#)
[TC28B0617](#) [RC28B3012](#) [SS33B2032](#) [FF28B2480](#) [TC20B1500](#) [SS25B2032](#) [SS20B2034](#) [RC33B2480](#) [RA25B2480](#) [PM28B3375](#)
[PM28B0686](#) [FA28B1265](#) [CV28B1984](#) [74271722S](#) [7427143](#) [RA20B1729](#) [CS33B4000](#) [TC33B0805](#) [SS33B2040](#)