

E1SCA18-16.000M TR
[Click part number to visit Part Number Details page](#)
REGULATORY COMPLIANCE (Data Sheet downloaded on Dec 6, 2018)
[Click badges to download compliance docs](#)

Regulatory Compliance standards are subject to updates by governing bodies. Click the badges to download the latest compliance docs for this part number directly from Ecliptek.

**ITEM DESCRIPTION**

Quartz Crystal Resonator HC49/UP Short 2 Pad Surface Mount (SMD) 3.2mm Height Metal Resistance Weld Seal 16.000MHz ± 50 ppm at 25°C, ± 100 ppm over -40°C to +85°C 18pF Parallel Resonant

ELECTRICAL SPECIFICATIONS

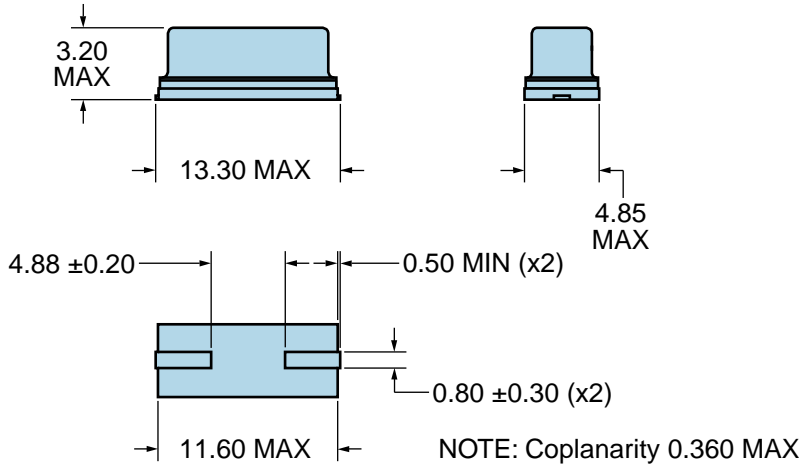
| | |
|--------------------------------------|---|
| Nominal Frequency | 16.000MHz |
| Frequency Tolerance/Stability | ± 50 ppm at 25°C, ± 100 ppm over -40°C to +85°C |
| Aging at 25°C | ± 5 ppm/year Maximum |
| Load Capacitance | 18pF Parallel Resonant |
| Shunt Capacitance | 7pF Maximum |
| Equivalent Series Resistance | 50 Ohms Maximum |
| Mode of Operation | AT-Cut Fundamental |
| Drive Level | 1mWatt Maximum |
| Storage Temperature Range | -55°C to +125°C |
| Insulation Resistance | 500 Megaohms Minimum (Measured at 100Vdc) |

ENVIRONMENTAL & MECHANICAL SPECIFICATIONS

| | |
|-------------------------------------|---|
| ESD Susceptibility | MIL-STD-883, Method 3015, Class 1, HBM: 1500V |
| Fine Leak Test | MIL-STD-883, Method 1014, Condition A |
| Flammability | UL94-V0 |
| Gross Leak Test | MIL-STD-883, Method 1014, Condition C |
| Mechanical Shock | MIL-STD-202, Method 213, Condition C |
| Moisture Resistance | MIL-STD-883, Method 1004 |
| Moisture Sensitivity | J-STD-020, MSL1 |
| Resistance to Soldering Heat | MIL-STD-202, Method 210, Condition K |
| Resistance to Solvents | MIL-STD-202, Method 215 |
| Solderability | MIL-STD-883, Method 2003 |
| Temperature Cycling | MIL-STD-883, Method 1010, Condition B |
| Vibration | MIL-STD-883, Method 2007, Condition A |

E1SCA18-16.000M TR [Click part number to visit Part Number Details page](#)

MECHANICAL DIMENSIONS (all dimensions in millimeters)



| LINE | MARKING |
|------|--|
| 1 | E16.000M E=Ecliptek Designator |

Suggested Solder Pad Layout

All Dimensions in Millimeters



All Tolerances are ±0.1

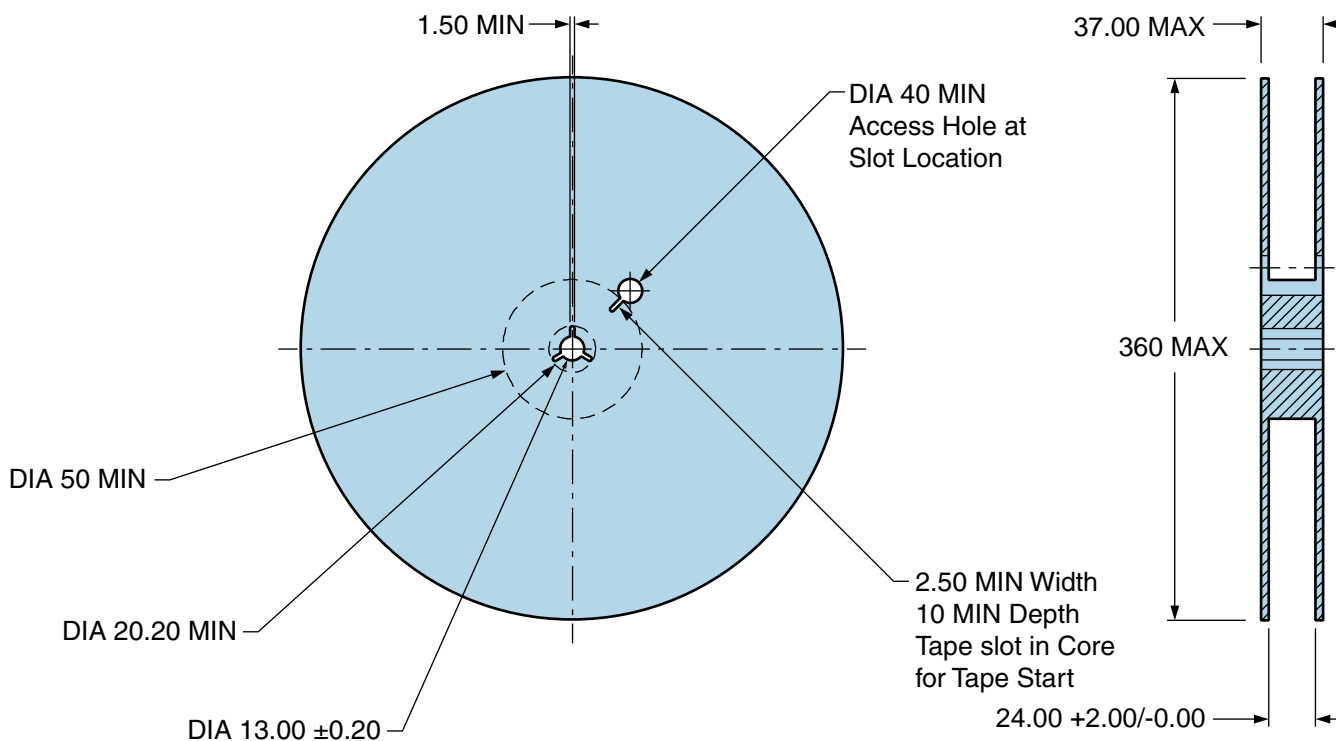
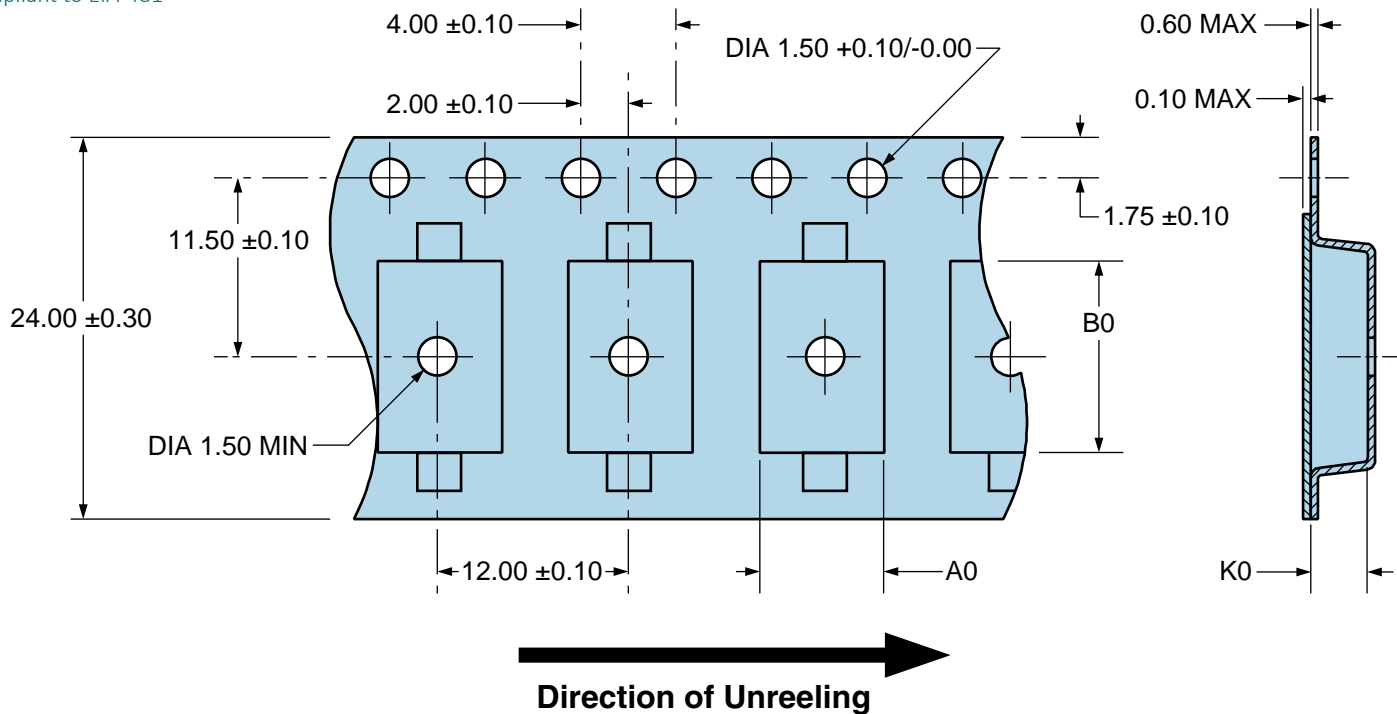
E1SCA18-16.000M TR

Tape & Reel Dimensions

Quantity Per Reel: 1,000 units

All Dimensions in Millimeters

Compliant to EIA-481



E1SCA18-16.000M TR [Click part number to visit Part Number Details page](#)

Recommended Solder Reflow Methods



High Temperature Infrared/Convection

| | |
|--|---|
| T_s MAX to T_L (Ramp-up Rate) | 3°C/Second Maximum |
| Preheat | |
| - Temperature Minimum (T_s MIN) | 150°C |
| - Temperature Typical (T_s TYP) | 175°C |
| - Temperature Maximum (T_s MAX) | 200°C |
| - Time (t_s MIN) | 60 - 180 Seconds |
| Ramp-up Rate (T_L to T_P) | 3°C/Second Maximum |
| Time Maintained Above: | |
| - Temperature (T_L) | 217°C |
| - Time (t_L) | 60 - 150 Seconds |
| Peak Temperature (T_P) | 260°C Maximum for 10 Seconds Maximum |
| Target Peak Temperature (T_P Target) | 250°C +0/-5°C |
| Time within 5°C of actual peak (t_p) | 20 - 40 Seconds |
| Ramp-down Rate | 6°C/Second Maximum |
| Time 25°C to Peak Temperature (t) | 8 Minutes Maximum |
| Moisture Sensitivity Level | Level 1 |
| Additional Notes | Temperatures shown are applied to body of device. |

E1SCA18-16.000M TR

[Click part number to visit Part Number Details page](#)

Recommended Solder Reflow Methods



Low Temperature Infrared/Convection 245°C

| | |
|--|--|
| Ts MAX to TL (Ramp-up Rate) | 5°C/Second Maximum |
| Preheat | |
| - Temperature Minimum (Ts MIN) | N/A |
| - Temperature Typical (Ts TYP) | 150°C |
| - Temperature Maximum (Ts MAX) | N/A |
| - Time (ts MIN) | 30 - 60 Seconds |
| Ramp-up Rate (TL to TP) | 5°C/Second Maximum |
| Time Maintained Above: | |
| - Temperature (TL) | 150°C |
| - Time (tL) | 200 Seconds Maximum |
| Peak Temperature (TP) | 245°C Maximum |
| Target Peak Temperature (TP Target) | 245°C Maximum 2 Times / 230°C Maximum 1 Time |
| Time within 5°C of actual peak (tp) | 10 Seconds Maximum 2 Times / 80 Seconds Maximum 1 Time |
| Ramp-down Rate | 5°C/Second Maximum |
| Time 25°C to Peak Temperature (t) | N/A |
| Moisture Sensitivity Level | Level 1 |
| Additional Notes | Temperatures shown are applied to body of device. |

Low Temperature Manual Soldering

185°C Maximum for 10 Seconds Maximum, 2 times Maximum. (Temperatures shown are applied to body of device.)

High Temperature Manual Soldering

260°C Maximum for 5 Seconds Maximum, 2 times Maximum. (Temperatures shown are applied to body of device.)

X-ON Electronics

Largest Supplier of Electrical and Electronic Components

Click to view similar products for [Crystals](#) category:

Click to view products by [Ecliptek](#) manufacturer:

Other Similar products are found below :

[CS325S24000000ABJT](#) [718-13.2-1](#) [MC405 32.0000K-R3:PURE SN](#) [FC-135R 32.7680KF-A3](#) [7A-40.000MAAE-T](#) [7B-27.000MBBK-T](#)
[FL2000085](#) [9B-15.360MBBK-B](#) [9C-7.680MBBK-T](#) [ASH7K-32.768KHZ](#) [AT-41.600MAGQ-T](#) [BTD1062E05A-513](#) [LFXTAL066198Cutt](#)
[9C-14.31818MBBK-T](#) [FA-238 50.0000MB30X-K3](#) [FC-12M 32.7680KA-AC3](#) [SSPT7F-9PF20-R](#) [FX325BS-38.88EEM1201](#)
[LFXTAL065253Cutt](#) [LFXTAL066431Cutt](#) [XT9S20ANA14M7456](#) [XT9SNLANA16M](#) [646G-24-2](#) [7A-24.576MBBK-T](#) [7B-30.000MBBK-T](#)
[WX26-32.768K-6PF](#) [9B-14.31818MBBK-B](#) [CD1AM](#) [7B-25.000MAAE-T](#) [7A-14.31818MBBK-T](#) [6504-202-1501](#) [6526-202-1501](#) [FA-118T](#)
[27.1200MB50P-K0](#) [FC-135R 32.7680KA-A3](#) [ABM12-104-37.400MHZT](#) [ABLS-10.000MHZ-D3W-T](#) [BTJ112E01E-513](#) [BTJ722K01C-7067](#)
[BTL-20-513](#) [TSX-3225 24.0000MF15X-AC](#) [TSX-3225 16.0000MF18X-AC](#) [BTJ120E02C](#) [BTL-12-513](#) [7A-10.000MBBK-T](#) [7A-](#)
[11.0592MBBK-T](#) [ABM12-103-24.000MHZT](#) [CS325S25000000ABJT](#) [ABM3B-25.000MHZ-B2-X-T](#) [FC-135 32.7680KA-A5](#) [FX0800015](#)