


Flat Cable Connectors for PCBs XG2

**Ideal for high-density mounting.
IDC design allows for quick termination.**

- Part of a total flat cable wiring solution, when used in conjunction with XG4, XG5 and XG8 sockets and plugs.
- End terminates cable to a PCB or acts as a pass through for connection to other cables or PCB's.
- Uses a standard 2.54-mm grid terminal arrangement for easier design of circuits.
- Terminal Arrangement: standard or reverse.
- Uses UL94V-0 approved insulation material.
- IDC Assembly Tools are available.

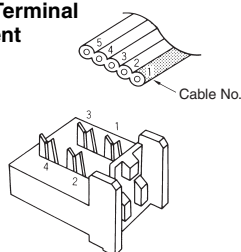


XG2 Connectors

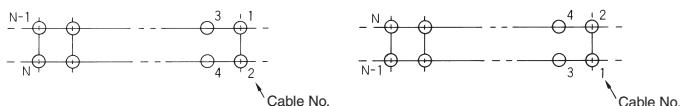
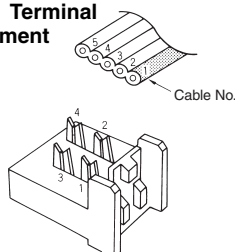
Terminal Arrangement

The contact numbers are not marked on the Connector. If the cables are numbered from 1 starting from the edge, the relationship between the wires and the terminals would be as shown below.

Standard Terminal Arrangement



Reverse Terminal Arrangement



Cable number arrangement (top view)

Ratings and Characteristics

Rated current	1 A
Rated voltage	250 VAC
Contact resistance	15 mΩ max. (at 20 mV, 100 mA max.)
Insulation resistance	1,000 MΩ min. (at 500 VDC)
Dielectric strength	500 VAC for 1 min. (leakage current: 1 mA max.)
Operating temperature	-55°C to 85°C (with no icing at low temperature)

Materials and Finish

Base	Fiber-glass reinforced PBT resin (UL94V-0)/black	
Contacts	Mating end	Copper alloy/nickel base, tin plating
	Terminals	Copper alloy/nickel base, tin plating
Cover	Fiber-glass reinforced PBT resin (UL94V-0)/black	

Applicable Wires

1.27-mm pitch, AWG28, 7-strand flat cable.

- UL2651 (standard cable)
- UL20012 (folding cable)
- UL20028 (color-coded cable)

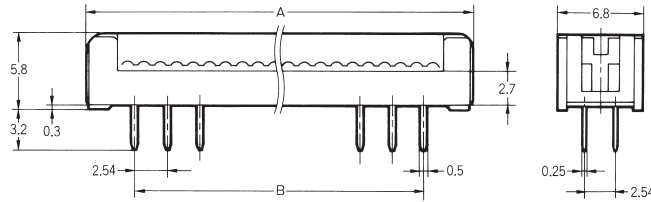

Double-row PCB Bus Connectors

■ XG2A

Dimensions

Standard Terminal Arrangement: XG2A-□□01

Reverse Terminal Arrangement: XG2A-□□02

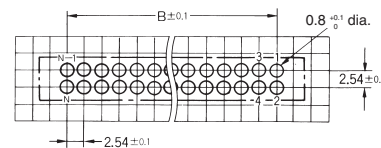
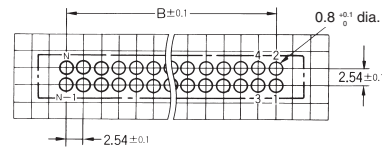


No. of contacts	Dimensions (mm)	
	A	B
10	17.9	10.16
14	22.9	15.24
16	25.5	17.78
20	30.6	22.86
26	38.2	30.46
30	43.3	35.56
34	48.3	40.64
40	56.0	48.26
50	68.7	60.96
60	81.4	73.66
64	86.4	78.74

Mounting holes (bottom view)

Standard terminal arrangement

Reverse terminal arrangement



Note: The cover is an open-end type.

Ordering Information

Appearance		
No. of contacts	Connectors with standard terminal arrangement	Connectors with reverse terminal arrangement
10	XG2A-1001	XG2A-1002
14	XG2A-1401	XG2A-1402
16	XG2A-1601	XG2A-1602
20	XG2A-2001	XG2A-2002
26	XG2A-2601	XG2A-2602
30	XG2A-3001	XG2A-3002
34	XG2A-3401	XG2A-3402
40	XG2A-4001	XG2A-4002
50	XG2A-5001	XG2A-5002
60	XG2A-6001	XG2A-6002
64	XG2A-6401	XG2A-6402

Precautions

Correct Use

Handling

- There is no Strain Relief for the PCB Connector. Leave enough slack to avoid tension on the cable.
- Terminals can be press fit no matter which direction the base and cover are facing.
- See "XG□ - Assembly Tooling and Accessories" datasheet for information on flat cable / connector assembly tools.

Automated Soldering Conditions (Jet Flow)

1. Soldering temperature: $250 \pm 5^\circ\text{C}$
2. Continuous soldering time: Within 5 s



All sales are subject to Omron Electronic Components LLC standard terms and conditions of sale, which can be found at http://www.components.omron.com/components/web/webfiles.nsf/sales_terms.html

ALL DIMENSIONS SHOWN ARE IN MILLIMETERS.
To convert millimeters into inches, multiply by 0.03937. To convert grams into ounces, multiply by 0.03527.

OMRON[®]

**OMRON ELECTRONIC
COMPONENTS LLC**

55 E. Commerce Drive, Suite B
Schaumburg, IL 60173

847-882-2288

OMRON ON-LINE

Global - <http://www.omron.com>

USA - <http://www.components.omron.com>

X-ON Electronics

Largest Supplier of Electrical and Electronic Components

Click to view similar products for [Headers & Wire Housings](#) category:

Click to view products by [Omron](#) manufacturer:

Other Similar products are found below :

[95000-104TRLF](#) [10135584-644402LF](#) [DF62W-EP2022PCA](#) [95000-106TRLF](#) [DF62W-2022SCA](#) [DF62W-EP2022PC](#) [2203348](#) [DF62W-2022SC](#) [1084018](#) [1029039](#) [1084017](#) [802-10-012-10-002000](#) [1112640](#) [1112639](#) [000-34000](#) [0009482033](#) [0009507031](#) [57102-S06-03LF](#) [57202-S52-04LF](#) [PCN6-15S-2.5E](#) [0039019024](#) [58102-G61-06LF](#) [582553-1](#) [0009485154](#) [0009508121](#) [0022285053](#) [0050291907](#) [018731A](#) [LY20-4P-DT1-P1E-BR](#) [02.125.8002.8](#) [60101931](#) [60598-1 \(Cut Strip\)](#) [M1625-3R/100](#) [61062-3](#) [61082-181009](#) [636-1427](#) [638009-1](#) [641938-9](#) [641991-4](#) [644168-1](#) [647662-1](#) [65039-019ELF](#) [65817-002LF](#) [65817-015LF](#) [65863-015LF](#) [66207-023LF](#) [67016-026LF](#) [67046-001LF](#) [67095-007LF](#) [67230-005LF](#)