

Miniature Aluminum Electrolytic Capacitors

NRSZ Series


LOW IMPEDANCE AT HIGH FREQUENCY RADIAL LEADS, POLARIZED ALUMINUM ELECTROLYTIC CAPACITORS

FEATURES

- VERY LOW IMPEDANCE
- LONG LIFE AT 105°C (2000 ~ 10,000 hrs.)
- HIGH STABILITY AT LOW TEMPERATURE
- IDEALLY FOR USE IN SWITCHING POWER SUPPLIES AND CONVERTERS

RoHS Compliant
includes all homogeneous materials

*See Part Number System for Details



CHARACTERISTICS

Rated Voltage Range		6.3 ~ 100VDC								
Capacitance Range		2.2 ~ 12,000 μ F								
Operating Temperature Range		-55 ~ +105°C								
Capacitance Tolerance		\pm 20% (M)								
Max. Leakage Current @ 20°C	After 1 min.	0.03CV or 4 μ A, whichever is greater								
	After 2 min.	0.01CV or 3 μ A, whichever is greater								
Max. Tan δ ~ 120Hz/20°C	W.V. (VDC)	6.3	10	16	25	35	50	63	100	
	S.V. (VDC)	8	13	20	32	44	63	79	125	
	C < 1,200 μ F	0.22	0.19	0.16	0.14	0.12	0.10	0.08	0.07	
	C = 1,500 μ F	0.23	0.20	0.17	0.15	0.13	0.11	-	-	
	C = 1,800 μ F	0.23	0.20	0.17	0.15	0.13	0.11	-	-	
	C = 2,200 μ F	0.24	0.21	0.18	0.16	0.14	-	-	-	
	C = 2,700 μ F	0.25	0.22	0.19	0.17	0.15	-	-	-	
	C = 3,300 μ F	0.26	0.23	0.20	0.18	0.16	-	-	-	
	C = 3,900 μ F	0.28	0.25	0.22	0.20	-	-	-	-	
	C = 4,700 μ F	0.29	0.26	0.23	0.21	-	-	-	-	
	C = 5,600 μ F	0.31	0.28	0.25	-	-	-	-	-	
	C = 6,800 μ F	0.33	0.30	0.27	-	-	-	-	-	
	C = 8,200 μ F	0.36	0.33	-	-	-	-	-	-	
C = 10,000 μ F	0.40	-	-	-	-	-	-	-		
C = 12,000 μ F	0.44	-	-	-	-	-	-	-		
Low Temperature Stability Impedance Ratio @ 120Hz	Z-25°C/Z+20°C	3	2	2	2	2	2	2	2	
	Z-40°C/Z+20°C	4	4	3	3	3	3	3	3	
Load Life Test at Rated W.V. & 105°C (See Standard Products and Specifications Tables)	Capacitance Change	Within \pm 20% of initial measured value								
	Tan δ	Less than 200% of specified maximum value								
	Leakage Current	Less than specified maximum value								
Shelf Life Test 105°C for 1,000 hours No Load	Capacitance Change	Within \pm 20% of initial measured value								
	Tan δ	Less than 200% of specified maximum value								
	Leakage Current	Less than specified maximum value								

LOW IMPEDANCE
NRSZ \blacktriangleright **NRSY**
(today's standard) (reduced sizes)

*NRSZ102M6.3V8X20 is 4,500 Hours @ 105°C

Unless otherwise specified here, capacitor shall meet JIS C-5141 Characteristics W.

RIPPLE CURRENT CORRECTION FACTORS

Frequency (Hz)	Cap. (μ F)	120	1K	10K	100K
Multiplier	2.2 ~ 4.7	0.40	0.68	0.78	1.00
	5.6 ~ 47	0.50	0.76	0.87	1.00
	56 ~ 270	0.70	0.85	0.90	1.00
	330 ~ 1000	0.80	0.93	0.98	1.00
	1200 ~ 12000	0.90	0.95	1.0	1.0

PRECAUTIONS

Please review the notes on correct use, safety and precautions found on pages T10 & T11 of NIC's Electrolytic Capacitor catalog.

Also found at www.niccomp.com/precautions

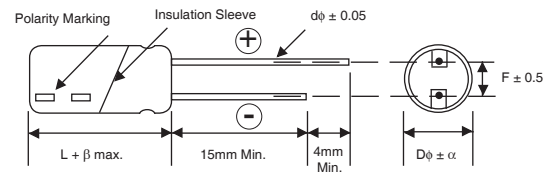
If in doubt or uncertainty, please review your specific application - process details with NIC's technical support personnel: tpmg@niccomp.com



LEAD SPACING AND DIAMETER (mm)

Case Dia. (D ϕ)	5	6.3	8	10	12.5	16	18
Lead Dia. (d ϕ)	0.5	0.5	0.6	0.6	0.6	0.8	0.8
Lead Spacing (F)	2.0	2.5	3.5	5.0	5.0	7.5	7.5
Dim. α				0.5			
Dim. β	1.0			2.0			

DIMENSIONS (mm)



Drawing is representative of parts as supplied in bulk or straight lead format, please see taping specification for details on taped format packaging.

STANDARD PRODUCTS, CASE SIZES AND SPECIFICATIONS

Part Number	Cap. (μ F)	W.V. (Vdc)	Max. Tan δ	Max. LC (μ A)	Max. Impedance		Max. Ripple Current at 100KHz/105°C (mA rms)	Load Life Hours @ +105°C
					100KHz/20°C	100KHz/-10°C		
NRSZ101M6.3V5x11F	100	6.3	0.22	6.3	0.90	1.8	100	2,500
NRSZ221M6.3V6.3x11F	220		0.22	13.9	0.30	0.60	280	3,000
NRSZ331M6.3V6.3x11F	330		0.22	20.8	0.22	0.44	300	2,000
NRSZ331M6.3V8x11.5F			0.22	20.8	0.19	0.38	410	3,500
NRSZ471M6.3V8x11.5F	470		0.22	296	0.11	0.22	560	3,500
NRSZ681M6.3V8x15F	680		0.22	42.8	0.985	0.17	730	4,500
NRSZ821M6.3V10x12.5F	820		0.22	51.7	0.085	0.17	800	5,000
NRSZ102M6.3V8x20F	1000		0.22	63.0	0.069	0.14	800	4,500
NRSZ122M6.3V10x16F	1200		0.22	75.6	0.062	0.13	1050	5,000
NRSZ152M6.3V10x20F	1500		0.23	94.5	0.044	0.088	1250	5,000
NRSZ152M6.3V12.5x16F			0.23	94.5	0.063	0.14	1150	5,000
NRSZ222M6.3V12.5x20F	2200		0.24	138	0.048	0.096	1400	7,000
NRSZ272M6.3V12.5x20F	2700		0.25	170	0.038	0.076	1600	7,000
NRSZ392M6.3V12.5x25F	3900		0.28	245	0.029	0.058	1800	7,000
NRSZ472M6.3V12.5x25F	4700		0.29	296	0.029	0.058	1800	5,000
NRSZ562M6.3V16x25F	5600		0.31	353	0.022	0.044	2100	10,000
NRSZ123M6.3V18x35.5F	12000		0.44	756	0.018	0.036	2800	10,000
NRSZ680M10V5x11F	68		10	0.19	6.8	0.90	1.8	160
NRSZ820M10V5x11F	82	0.19		8.2	0.65	1.3	175	2,500
NRSZ101M10V5x11F	100	0.19		10.0	0.42	0.84	190	2,500
NRSZ151M10V6.3x11F	150	0.19		150.0	0.31	0.62	280	3,000
NRSZ181M10V6.3x11F	180	0.19		18.0	0.31	0.62	280	3,000
NRSZ221M10V6.3x11F	220	0.19		22.0	0.22	0.44	300	3,000
NRSZ331M10V8x11.5F	330	0.19		33.0	0.11	0.28	560	3,500
NRSZ471M10V8x15F	470	0.19		47.0	0.085	0.17	610	4,500
NRSZ471M10V10x12.5F		0.19		47.0	0.12	0.24	730	5,000
NRSZ561M10V10x16F	560	0.19		56.0	0.095	0.19	735	5,000
NRSZ681M10V8x20F	680	0.19		68.0	0.069	0.14	800	4,500
NRSZ681M10V10x12.5F		0.19		68.0	0.085	0.17	800	5,000
NRSZ102M10V10x20F	1000	0.19		100	0.050	0.10	1200	5,000
NRSZ102M10V12.5x16F		0.19		100	0.063	0.14	1150	5,000
NRSZ122M10V10x20F	1200	0.19		120	0.044	0.088	1250	5,000
NRSZ152M10V10x22F	1500	0.20		150	0.039	0.078	1450	5,000
NRSZ222M10V12.5x20F	2200	0.22		220	0.038	0.076	1400	7,000
NRSZ222M10V12.5x25F		0.22		220	0.037	0.074	1700	7,000
NRSZ272M10V12.5x25F	2700	0.22	270	0.029	0.058	1800	7,000	
NRSZ332M10V12.5x25F	3300	0.23	330	0.035	0.070	1700	5,000	
NRSZ392M10V16x25F	3900	0.25	390	0.028	0.056	2070	10,000	
NRSZ472M10V16x31.5F	4700	0.26	470	0.024	0.048	2350	10,000	
NRSZ562M10V16x31.5F	5600	0.18	560	0.024	0.048	2350	10,000	
NRSZ682M10V16x35.5F	6800	0.30	680	0.022	0.044	2550	10,000	
NRSZ822M10V18x35.5F	8200	0.33	820	0.020	0.040	2800	10,000	

STANDARD PRODUCTS, CASE SIZES AND SPECIFICATIONS

Part Number	Cap. (µF)	W.V. (Vdc)	Max. Tanδ	Max. LC (µA)	Max. Impedance		Max. Ripple Current at 100KHz/105°C (mA rms)	Load Life Hours @ +105°C
					100KHz/20°C	100KHz/-10°C		
NRSZ470M16V5x11F	47	16	0.16	7.5	0.90	1.8	180	2,500
NRSZ560M16V5x11F	56		0.16	9.0	0.90	1.8	180	2,500
NRSZ101M16V6.3x11F	100		0.16	16.0	0.32	0.64	280	3,000
NRSZ121M16V6.3x11F	120		0.16	19.2	0.31	0.62	290	3,000
NRSZ151M16V6.3x11F	150		0.16	24.0	0.22	0.44	300	3,000
NRSZ181M16V6.3x11F	180		0.16	28.8	0.24	0.48	280	2,000
NRSZ221M16V8x11.5F	220		0.16	35.2	0.11	0.32	560	3,500
NRSZ271M16V8x12.5F	270		0.16	43.2	0.11	0.28	570	3,500
NRSZ331M16V8x15F	330		0.16	52.8	0.085	0.17	730	4,500
NRSZ331M16V10x12.5F			0.16	52.8	0.10	0.20	650	5,000
NRSZ471M16V8x20F	470		0.16	75.2	0.069	0.14	800	4,500
NRSZ471M16V10x16F			0.16	75.2	0.90	0.18	950	5,000
NRSZ681M16V10x20F	680		0.16	108	0.054	0.11	1250	5,000
NRSZ681M16V12.5x16F			0.16	108	0.063	0.14	1150	5,000
NRSZ821M16V10x20F	820		0.16	131	0.044	0.90	1250	5,000
NRSZ102M16V10x22F	1000		0.16	160	0.039	0.078	1450	5,000
NRSZ122M16V12.5x20F	1200		0.16	192	0.038	0.076	1600	7,000
NRSZ152M16V12.5x25F	1500		0.17	240	0.029	0.058	1800	7,000
NRSZ182M16V12.5x25F	1800		0.17	288	0.029	0.058	1800	7,000
NRSZ222M16V12.5x25F	2200		0.18	352	0.037	0.074	1700	5,000
NRSZ222M16V16x21F			0.18	352	0.040	0.080	1700	5,000
NRSZ272M16V16x25F	2700		0.19	432	0.022	0.044	2100	10,000
NRSZ392M16V16x31.5F	3900		0.22	624	0.018	0.036	2350	10,000
NRSZ472M16V16x35.5F	4700		0.23	752	0.018	0.036	2550	10,000
NRSZ562M16V18x35.5F	5600	0.25	896	0.018	0.036	2800	10,000	
NRSZ330M25V5x11F	33	25	0.14	8.3	0.90	1.8	160	2,500
NRSZ470M25V5x11F	47		0.14	11.7	0.42	0.84	190	2,500
NRSZ680M25V6.3x11F	68		0.14	17.0	0.32	0.64	280	3,000
NRSZ101M25V6.3x11F	100		0.14	25.0	0.22	0.48	300	3,000
NRSZ151M25V8x11.5F	150		0.14	37.5	0.11	0.22	560	3,500
NRSZ181M25V8x12.5F	180		0.14	45.0	0.11	0.22	570	3,500
NRSZ221M25V8x15F	220		0.14	55.0	0.085	0.18	730	4,500
NRSZ221M25V10x12.5F			0.14	55.0	0.12	0.24	630	5,000
NRSZ271M25V10x12.5F	270		0.14	67.5	0.085	0.18	800	5,000
NRSZ331M25V8x20F	330		0.14	82.5	0.069	0.16	800	4,500
NRSZ331M25V10x16F			0.14	82.5	0.090	0.18	830	5,000
NRSZ471M25V10x16F	470		0.14	117	0.065	0.13	1010	4,000
NRSZ471M25V12.5x16F			0.14	117	0.063	0.14	1150	5,000
NRSZ561M25V10x20F	560		0.14	140	0.044	0.088	1250	5,000
NRSZ681M25V10x22F	680		0.14	170	0.039	0.078	1450	5,000
NRSZ821M25V12.5x20F	820		0.14	205	0.038	0.076	1600	7,000
NRSZ102M25V12.5x20F	1000		0.14	250	0.038	0.076	1600	7,000
NRSZ102M25V16x16F			0.14	250	0.038	0.076	1600	5,000
NRSZ122M25V12.5x25F	1200		0.14	300	0.029	0.058	1800	7,000
NRSZ182M25V16x25F	1800		0.15	450	0.022	0.044	2100	10,000
NRSZ222M25V16x25F	2200		0.16	550	0.029	0.058	2000	7,000
NRSZ272M25V16x31.5F	2700		0.17	675	0.018	0.038	2350	10,000
NRSZ332M25V16x35.5F	3300		0.18	825	0.018	0.038	2550	10,000
NRSZ392M25V18x31.5F	3900		0.20	975	0.018	0.046	2800	7,000
NRSZ472M25V18x35.5F	4700	0.21	1175	0.021	0.042	2700	7,000	



STANDARD PRODUCTS, CASE SIZES AND SPECIFICATIONS

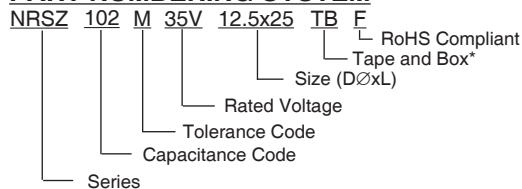
Part Number	Cap. (µF)	W.V. (Vdc)	Max. Tanδ	Max. LC (µA)	Max. Impedance		Max. Ripple Current at 100KHz/105°C (mA rms)	Load Life Hours @ +105°C	
					100KHz/20°C	100KHz/-10°C			
NRSZ220M35V5x11F	22	35	0.12	7.7	0.42	0.84	190	2,500	
NRSZ330M35V6.3x11F	33		0.12	11.6	0.42	0.84	190	3,000	
NRSZ470M35V6.3x11F	47		0.12	16.5	0.32	0.64	280	3,000	
NRSZ680M35V6.3x11F	68		0.12	19.6	0.22	0.44	300	3,000	
NRSZ820M35V6.3x11F	82		0.12	28.7	0.24	0.48	280	2,000	
NRSZ101M35V8x11.5F	100		0.12	35.0	0.11	0.22	560	3,500	
NRSZ121M35V8x12.5F	120		0.12	42.0	0.11	0.22	570	3,500	
NRSZ121M35V10x12.5F			0.14	42.0	0.14	0.28	560	5,000	
NRSZ151M35V8x15F	150		0.12	52.5	0.085	0.17	730	4,500	
NRSZ151M35V10x12.5F			0.12	52.5	0.12	0.24	635	5,000	
NRSZ221M35V8x20F	220		0.12	77.0	0.069	0.14	800	4,500	
NRSZ221M35V10x16F			0.12	77.0	0.085	0.17	950	5,000	
NRSZ331M35V10x20F	330		0.12	115	0.044	0.088	1250	5,000	
NRSZ331M35V12.5X16F			0.12	115	0.063	0.14	1150	5,000	
NRSZ391M35V10x20F	390		0.12	136	0.054	0.11	1190	4,000	
NRSZ471M35V10x20F	470		0.12	164	0.054	0.11	1250	4,000	
NRSZ561M35V12.5x20F	560		0.12	196	0.042	0.084	1400	7,000	
NRSZ681M35V12.5x20F	680		0.12	238	0.038	0.076	1600	7,000	
NRSZ102M35V12.5x25F	1000		0.12	350	0.029	0.058	1800	7,000	
NRSZ102M35V16x21F			0.12	350	0.037	0.074	1700	5,000	
NRSZ122M35V16x25F	1200		0.12	420	0.029	0.058	2000	10,000	
NRSZ152M35V16x25F	1500		0.13	525	0.022	0.044	2100	10,000	
NRSZ182M35V16X25F	1800		0.13	630	0.029	0.058	2000	10,000	
NRSZ182M35V16X31.5F			0.13	630	0.018	0.036	2350	10,000	
NRSZ222M35V16x31.5F	2200		0.14	770	0.018	0.036	2350	10,000	
NRSZ222M35V16x35.5F			0.14	770	0.018	0.036	2550	10,000	
NRSZ272M35V18x35.5F	2700		0.15	945	0.018	0.036	2800	10,000	
NRSZ332M35V18x35.5F	3300		0.16	1155	0.022	0.044	2700	5,000	
NRSZ2R2M50V5x11F	2.2		50	0.10	3.0	3.0	6.0	45	2,500
NRSZ4R7M50V5x11F	4.7			0.10	3.0	2.0	4.0	90	2,500
NRSZ100M50V5x11F	10			0.10	5.0	1.7	3.4	110	2,500
NRSZ150M50V5x11F	15			0.10	7.5	1.2	2.4	130	2,500
NRSZ180M50V5x11F	18			0.10	9.0	1.0	2.0	150	2,500
NRSZ220M50V5x11F	22	0.10		11.0	0.70	1.4	160	2,500	
NRSZ330M50V6.3x11F	33	0.10		16.5	0.55	1.1	200	3,000	
NRSZ390M50V6.3x11F	39	0.10		19.5	0.55	1.1	200	3,000	
NRSZ470M50V6.3x11F	47	0.10		23.5	0.43	0.86	220	3,000	
NRSZ680M50V8x11.5F	68	0.10		34.0	0.26	0.52	360	3,500	
NRSZ820M50V8x12.5F	82	0.10		41.0	0.24	0.48	400	3,500	
NRSZ101M50V8x15F	100	0.10		50.0	0.18	0.36	500	4,500	
NRSZ101M50V10x12.5F		0.10		50.0	0.25	0.50	520	5,000	
NRSZ121M50V8x20F	120	0.10		60.0	0.16	0.32	650	4,500	
NRSZ121M50V10x12.5F		0.10		60.0	0.16	0.32	550	5,000	
NRSZ151M50V8x20F	150	0.10		75.0	0.16	0.32	650	4,500	
NRSZ181M50V10x16F	180	0.10		90.0	0.12	0.24	760	5,000	
NRSZ221M50V10x20F	220	0.10		110	0.10	0.20	850	5,000	
NRSZ221M50V12.5X16F	220	0.10		110	0.12	0.24	800	5,000	
NRSZ331M50V10x22F	330	0.10		165	0.072	0.16	1000	5,000	
NRSZ391M50V12.5x20F	390	0.10		195	0.059	0.12	1200	7,000	
NRSZ391M50V16x16F		0.10		195	0.08	0.16	1610	5,000	
NRSZ471M50V12.5x20F	470	0.10		235	0.059	0.12	1200	7,000	
NRSZ471M50V16X16F		0.10		235	0.07	0.14	1200	5,000	
NRSZ561M50V12.5x25F	560	0.10		280	0.045	0.092	1400	7,000	
NRSZ681M50V16X21F	680	0.10		340	0.068	0.14	1300	5,000	
NRSZ102M50V16x25F	1000	0.10		500	0.039	0.078	1750	10,000	
NRSZ122M50V16x31.5F	1200	0.10		600	0.025	0.058	2100	10,000	
NRSZ152M50V16x35.5F	1500	0.11		750	0.025	0.058	2300	10,000	
NRSZ182M50V18x35.5F	1800	0.11		900	0.024	0.048	2400	10,000	



STANDARD PRODUCTS, CASE SIZES AND SPECIFICATIONS

Part Number	Cap. (µF)	W.V. (Vdc)	Max. Tanδ	Max. LC (µA)	Max. Impedance		Max. Ripple Current at 100KHz/105°C (mA rms)	Load Life Hours @ +105°C
					100KHz/20°C	100KHz/-10°C		
NRSZ180M63V5x11F	18	63	0.08	7.6	1.6	3.2	140	2,500
NRSZ330M63V6.3x11F	33		0.08	17.0	0.90	1.8	200	3,000
NRSZ390M63V6.3x11F	39		0.08	24.6	0.90	1.8	200	2,000
NRSZ470M63V8x11.5F	47		0.08	29.6	0.52	1.04	275	3,500
NRSZ560M63V8x11.5F	56		0.08	35.3	0.52	1.04	275	3,500
NRSZ680M63V8x11.5F	68		0.08	42.8	0.52	1.04	275	3,500
NRSZ820M63V8x15F	82		0.08	51.7	0.34	0.68	360	4,500
NRSZ101M63V10x12.5F	100		0.08	63.0	0.26	0.52	420	5,000
NRSZ121M63V8x20F	120		0.08	75.6	0.21	0.42	510	4,500
NRSZ121M63V10x12.5F			0.08	75.6	0.26	0.52	420	5,000
NRSZ151M63V8x20F	150		0.08	94.5	0.18	0.36	690	2,000
NRSZ151M63V10x16F			0.08	91.5	0.20	0.40	525	5,000
NRSZ221M63V10x20F	220		0.08	138	0.15	0.30	765	5,000
NRSZ271M63V10x22F	270		0.08	170	0.12	0.24	840	5,000
NRSZ331M63V12.5x20F	330		0.08	208	0.10	0.20	960	7,000
NRSZ391M63V12.5x25F	390		0.08	245	0.064	0.13	1200	7,000
NRSZ471M63V12.5x25F	470		0.08	296	0.064	0.13	1200	7,000
NRSZ681M63V16x25F	680		0.08	428	0.052	0.11	1500	10,000
NRSZ102M63V16x31.5F	1000		0.08	630	0.042	0.09	1750	10,000
NRSZ5R6M100V5x11F	5.6		100	0.07	5.6	2.7	5.4	120
NRSZ100M100V6.3x11F	10	0.07		10	1.4	2.8	120	3,000
NRSZ120M100V6.3x11F	12	0.07		12	1.4	2.8	170	3,000
NRSZ150M100V8x11.5F	15	0.07		15	0.81	1.62	230	3,500
NRSZ220M100V8x11.5F	22	0.07		22	0.81	1.62	230	3,500
NRSZ270M100V8x15F	27	0.07		27	0.64	1.3	295	4,500
NRSZ390M100V8x20F	39	0.07		39	0.36	0.72	400	4,500
NRSZ470M100V10x16F	47	0.07		47	0.35	0.70	420	5,000
NRSZ680M100V10x20F	68	0.07		68	0.24	0.48	630	5,000
NRSZ101M100V12.5x20F	100	0.07		100	0.15	0.30	800	7,000
NRSZ151M100V12.5x25F	150	0.07		150	0.11	0.22	920	7,000
NRSZ221M100V16x25F	220	0.07		220	0.071	0.15	1100	10,000
NRSZ331M100V16x31.5F	330	0.07		330	0.049	0.10	1490	10,000
NRSZ391M100V16x35.5F	390	0.07		390	0.043	0.09	1630	10,000
NRSZ471M100V18x35.5F	470	0.07		470	0.038	0.08	1700	10,000

PART NUMBERING SYSTEM



*see tape specification for details



X-ON Electronics

Largest Supplier of Electrical and Electronic Components

Click to view similar products for [nic manufacturer](#):

Other Similar products are found below :

[NMC0603NPO0R6B50TRPF](#) [NRE-S100M25V4X7F](#) [NMC-P1206X7R104K100TRPF](#) [NCC0805F261HTRF](#) [NRWA470M35V6.3X11TBF](#)
[NACE221M16V6.3X8TR13F](#) [NRSS332M50V18X35.5F](#) [NDTM106K25F1TRF](#) [NACZ221M50V10X10.5TR13F](#) [NTC-T107K16TRDF](#)
[NCM15X7R103K50F](#) [NRSS682M25V18X35.5F](#) [NEXC224Z5.5V10.5X8.5TRF](#) [NRLRW221M450V30X35SF](#) [NRLMW223M25V35X35F](#)
[NDTM225K50F2TRF](#) [NEXT105Z5.5V21.5X13F](#) [NTCL106K35TRDF](#) [NRWA331M25V10X12.5F](#) [NRSY472M25V16X31.5F](#)
[NEXS105Z5.5V28.5X14F](#) [NRLR181M400V25X30SF](#) [NRSZ102M25V12.5X20F](#) [NUVA33T385TRF](#) [NUVA33V405TRF](#)
[NRLMW331M250V30X25F](#) [NRLF103M25V35X20F](#) [NDTM106K35F](#) [NRLMW102M200V35X35F](#) [NPIS43LS220MTRF](#)
[NACZ101M25V6.3X8TR13F](#) [NTC-T475K50TRDF](#) [NCD222M1KVZ5UKF](#) [NRLR472M63V25X40SF](#) [NTP157M10TRD\(40\)F](#)
[NPIM74C3R3MTRF](#) [NPI104C100MTRF](#) [NRLM102M100V25X25F](#) [NRLM223M50V 35X50F](#) [NAZT221M50V10X10.5LBF](#)
[NACK102M10V 10X10.5TR13F](#) [NACZ221M35V8X10.5TR13F](#) [NCD4R7C1KVNPOF](#) [NRWA101M10V5X11F](#) [NRWA222M25V16X25F](#)
[NRWS222M35V 16X25F](#) [NTC-T336K16TRCF](#) [NCD681K10KVY5PF](#) [NRWP102M16V10X12.5F](#) [NRLM822M50V30X35F](#)