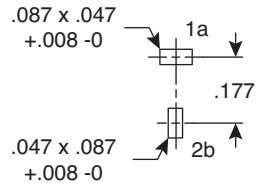
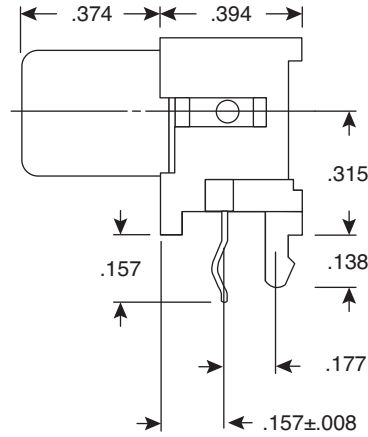
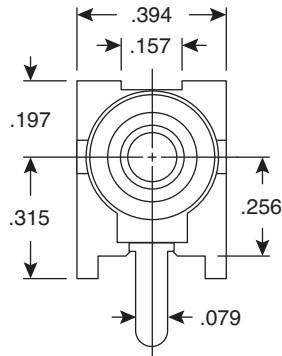


# Snap-In Phono Jacks

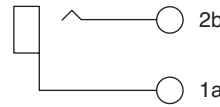
161-0096-E, 161-0097-E, 161-0098-E, 161-0099-E



Snap-In Phono Jacks



PCB Hole Layout



Circuit Diagram

Dimensions: In.

## SPECIFICATIONS

<b>Type:</b>	Snap-In Mount Phono
<b>Dielectric Strength:</b>	500VAC for 1 Minute
<b>Insulation Resistance:</b>	100MΩ @ 500VDC
<b>Contact Resistance:</b>	30mΩ max. @ 1A/500VDC
<b>Housing:</b>	Reinforced Glass Fiber
<b>Sleeve:</b>	Nickel Plated Steel
<b>Tip Contact:</b>	Nickel Plated Spring Brass
RoHS Compliant	

MOUSER STOCK NO.	Insulator Color
161-0096-E	Red
161-0097-E	Black
161-0098-E	White
161-0099-E	Yellow

Date Last Revised: 8-24-06

Available from Mouser Electronics  
1-800-346-6873  
www.mouser.com

KC-301054

161-0096-E, 161-0097-E, 161-0098-E, 161-0099-E

# X-ON Electronics

Authorized Distributor

*Click to view similar products for [RCA Phono Connectors](#) category:*

[NYS352-B](#) [CMFSRBL Y](#) [ACJD-BLU](#) [NF2CB/2](#) [936](#) [341-0000](#) [BPJJ02X](#) [BPJR02AUX](#)  
[CMRPYAW](#) [553-0400](#)