

Type RSTA

Time Lag Radial Lead Micro Fuse Series

HF **Pb** RSTA Series

RoHS 6 Compliant

Description

Sub-miniature, time lag type, 63 VDC, 250 VAC (UL rated 277 VAC) rated fuses designed, approved and complied with IEC 60127-3, standard sheet 4.

Features

- Time lag, 63 VDC, 250 VAC (UL rated 277 VAC)
- Meet IEC standard 60127-3, sheet 4
- Wide operating temperature range
- Bulk and Tape & Reel packing available
- RoHS 6 compliant
- Halogen Free
- Leadfree



Applications

Provide individual protection for components or internal circuits.

- Power supplies
- Battery chargers
- Consumer Electronics
- Adapter
- Industrial Controllers

LEAD FREE = **Pb**
HALOGEN FREE = **HF**

Physical Specifications





Materials	Base and Cover : Black thermoplastic, UL 94-V0
	Pins : 100% Matte Tin Plated Copper
Marking	On Fuse :
	"bel", "RSTA", "T", "Current Rating", "250V" & " Appropriate Safety Logos "
	On Label :
	"bel", "RSTA", "Current Rating", "Voltage Rating", "Interrupting Rating", " Appropriate Safety Logos " and "  ", "  "(China RoHS compliant).



Electrical Characteristics (IEC-127-3 STANDARD SHEET 4)

Rated Current	1.5In		2.1In		2.75In		4In		10In							
	Min	Max	Min	Max	Min	Max	Min	Max	Min	Max						
1A to 6.3A inclusive	1	2	400	10	150	3	20	150	hour	min.	ms	sec	ms	sec	ms	ms

Safety Agency Approvals

SAFETY AGENCY	SAFETY AGENCY CERTIFICATE NUMBER	VOLTAGE RATING (V)	AMPERE RANGE / VOLT @ I.R. ABILITY*
	40039089	1A - 6.3A / 250V ac 63V dc	1A - 6.3A / 250V ac @ 100A 1A - 6.3A / 63V dc @ 10In
	PSE14020746 PSE14020745		1A - 5A / 250V ac @ 100A 6.3A / 250V ac @ 100A
	E20624		1A - 6.3A / 277V ac @ 100A 1A - 2A / 63V dc @ 65A 2.5A - 6.3A / 63V @ 100A
	CQC14012105757		1A - 6.3A / 250V ac @ 100A 1A - 6.3A / 63V dc @ 10In


* I.R. = INTERRUPTING RATING = SHORT CIRCUIT RATING (AMPS)

Specifications subject to change without notice



Bel Fuse Inc.
206 Van Vorst Street
Jersey City, NJ 07302 USA

+1 201.432.0463
techhelp@belf.com
belfuse.com



Type RSTA

Time Lag Radial Lead Micro Fuse Series





HF (Pb) RSTA Series

RoHS 6 Compliant

Environmental Specifications

Shock Resistance	MIL-STD-202G, Method 213B, Test Condition 1 (100 G's peak for 6 milliseconds; Sawtooth waveform)
Vibration Resistance	MIL-STD-202G, Method 201A(10-55 Hz X 3 axis / no load).
Salt Spray Resistance	MIL-STD-202G, Method 101E, Test Condition B(48 hrs).
Solderability	MIL-STD-202G, Method 208H
Resistance to solder Heat	MIL-STD-202G, Method 210F, Test Condition C. Top Side.(260 °C,20 sec)
Moisture Resistance	MIL-STD-202G, Method 202G, Method 106G
Operating Temperature	-55 °C to +125 °C

Electrical Specifications

Part Number	Ampere Rating	Typical Cold Resistance (ohm)	Volt-drop @100% In (Volt) max.	Voltage and Interrupting Ratings	Melting I ² T <10 mSec (A ² Sec)	Melting I ² T @10 In (A ² Sec)	Maximum Power Dissipation (W)	Agency Approvals			
											
0697A1000-XX	1A	0.082	0.115	See Table of Safety Approvals on Page 1 for Voltage and associated Interrupting Ratings	6.6	9.2	0.44	Y	Y	Y	Y
0697A1250-XX	1.25A	0.064	0.110		10.5	12.0	0.56	Y	Y	Y	Y
0697A1600-XX	1.6A	0.044	0.100		16	18	0.60	Y	Y	Y	Y
0697A2000-XX	2A	0.032	0.090		26	30	0.63	Y	Y	Y	Y
0697A2500-XX	2.5A	0.025	0.087		45	51	0.70	Y	Y	Y	Y
0697A3150-XX	3.15A	0.018	0.083		66	75	0.88	Y	Y	Y	Y
0697A4000-XX	4A	0.014	0.080		101	118	0.92	Y	Y	Y	Y
0697A5000-XX	5A	0.009	0.075		111	117	0.70	Y	Y	Y	Y
0697A6300-XX	6.3A	0.007	0.075		104	115	0.98	Y	Y	Y	Y

Consult manufacturer for other ratings
XX - Packaging code (see "ordering information")

Specifications subject to change without notice



Bel Fuse Inc.
206 Van Vorst Street
Jersey City, NJ 07302 USA

+1 201.432.0463
techhelp@belf.com
belfuse.com

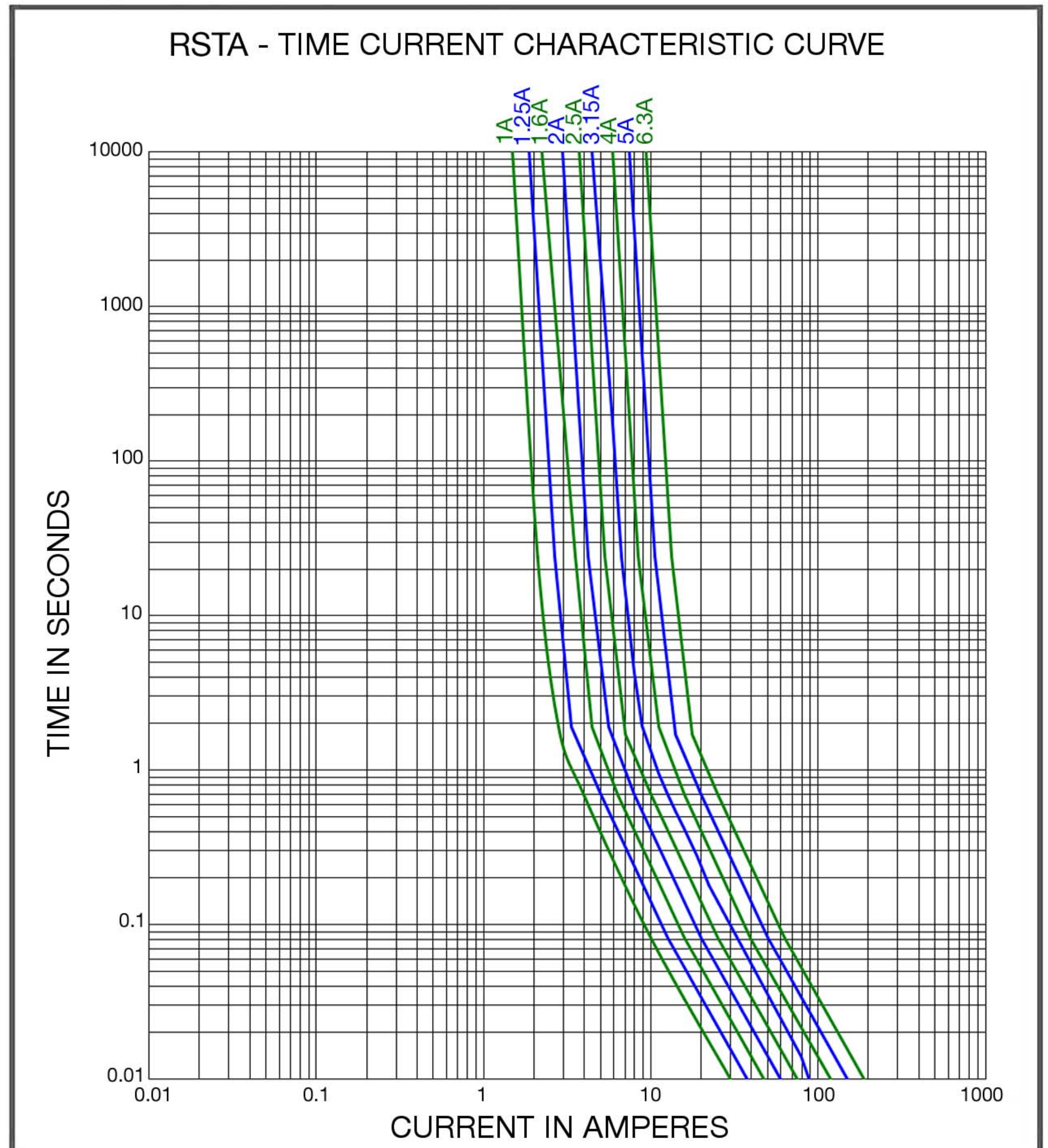
Type RSTA

Time Lag Radial Lead Micro Fuse Series

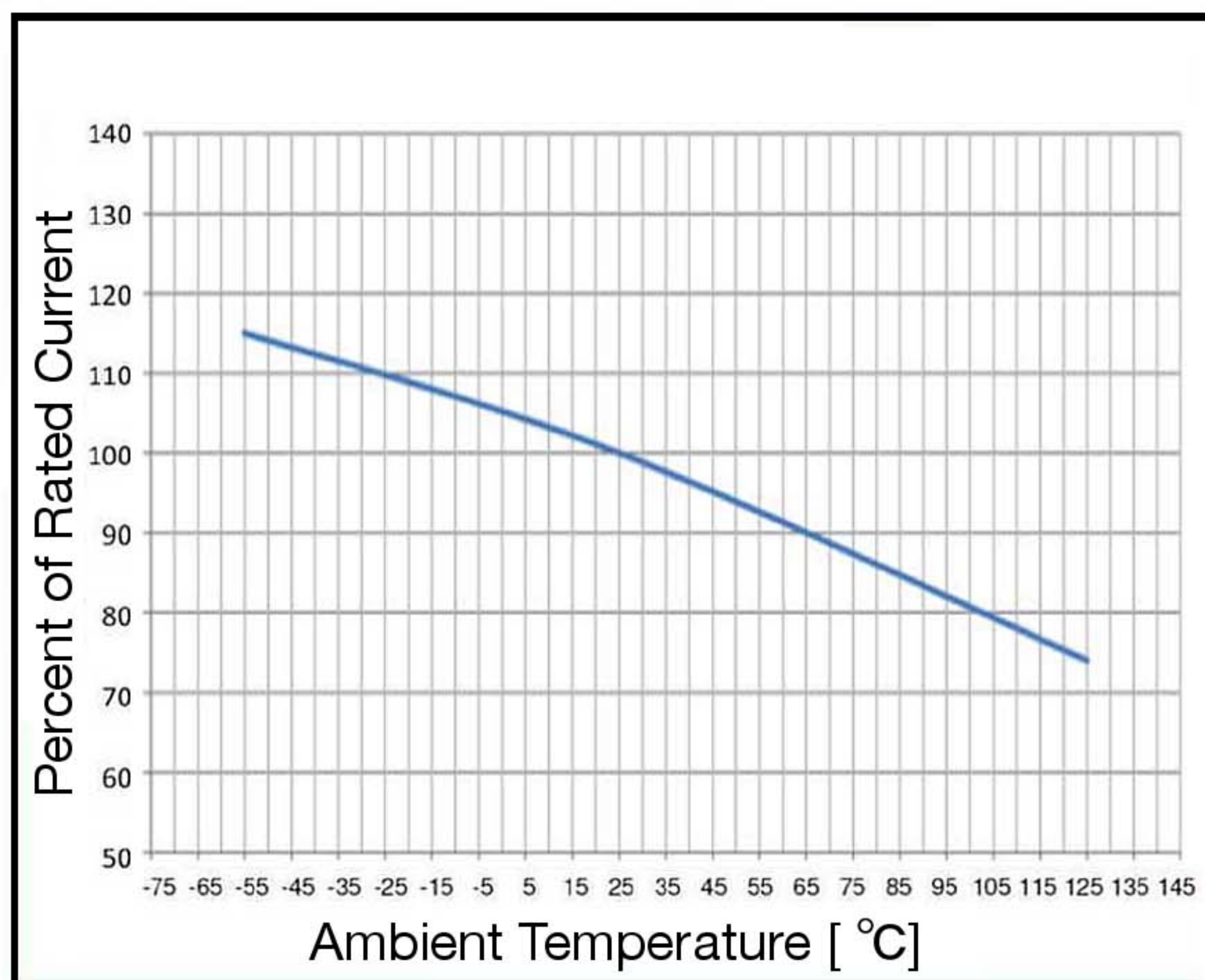
HF (Pb) RSTA Series

RoHS 6 Compliant

Average Time Current Curve

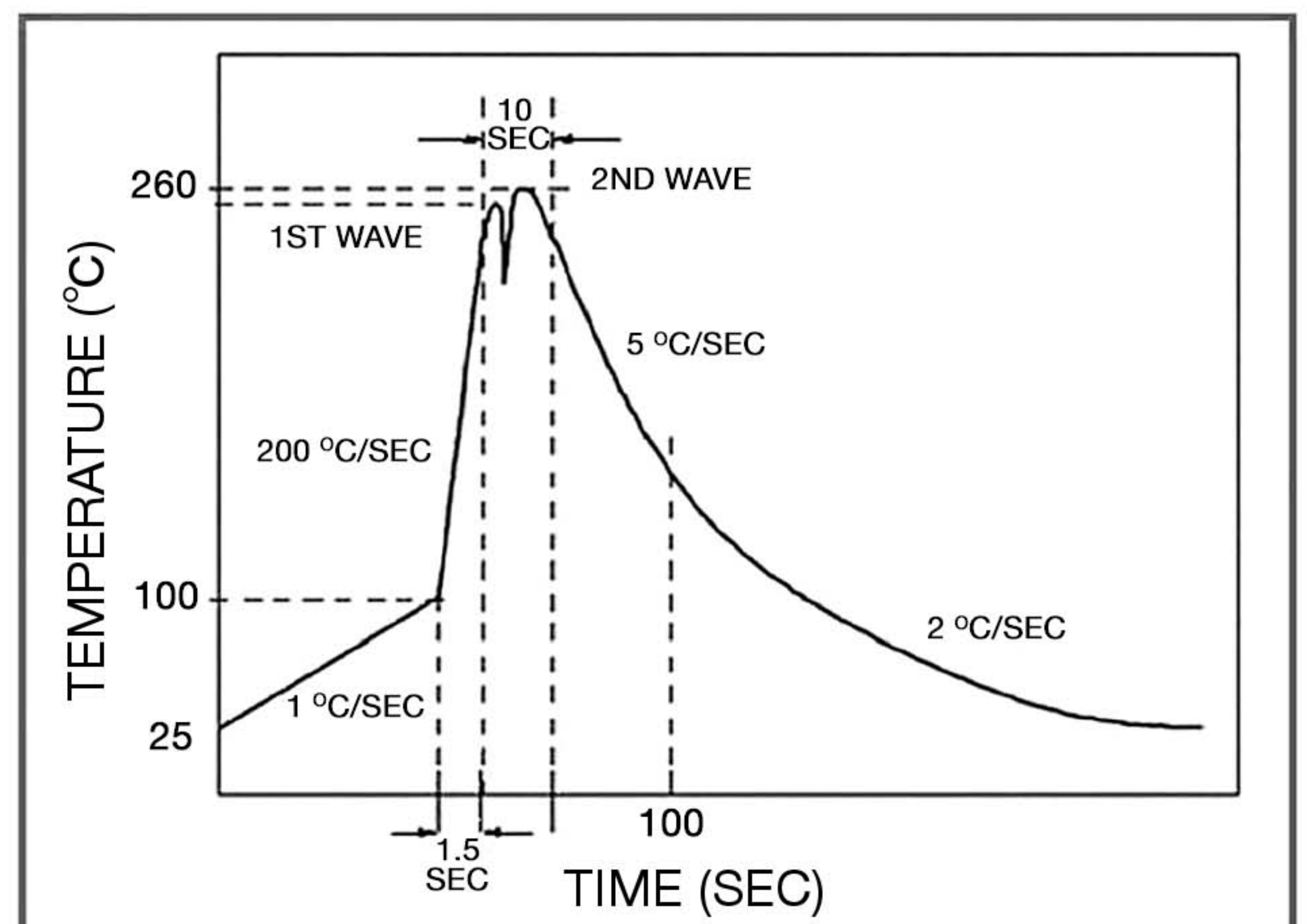


Temperature Derating Curve



Soldering Parameters

Lead-free Wave Soldering Profile	
Wave Soldering Parameter	
Average ramp-up rate	200 °C / second
Heating rate during preheat	typical 1 - 2 °C / second Max 4 °C / second
Final preheat temperature	within 125 °C of soldering temperature
Peak temperature T _p	260 °C
Time within +0 °C / -5 °C of actual peak temperature	10 seconds
Ramp-down rate	5 °C / second max.



Specifications subject to change without notice



Bel Fuse Inc.
206 Van Vorst Street
Jersey City, NJ 07302 USA

+1 201.432.0463
techhelp@belfuse.com
belfuse.com

Type RSTA

Time Lag Radial Lead Micro Fuse Series

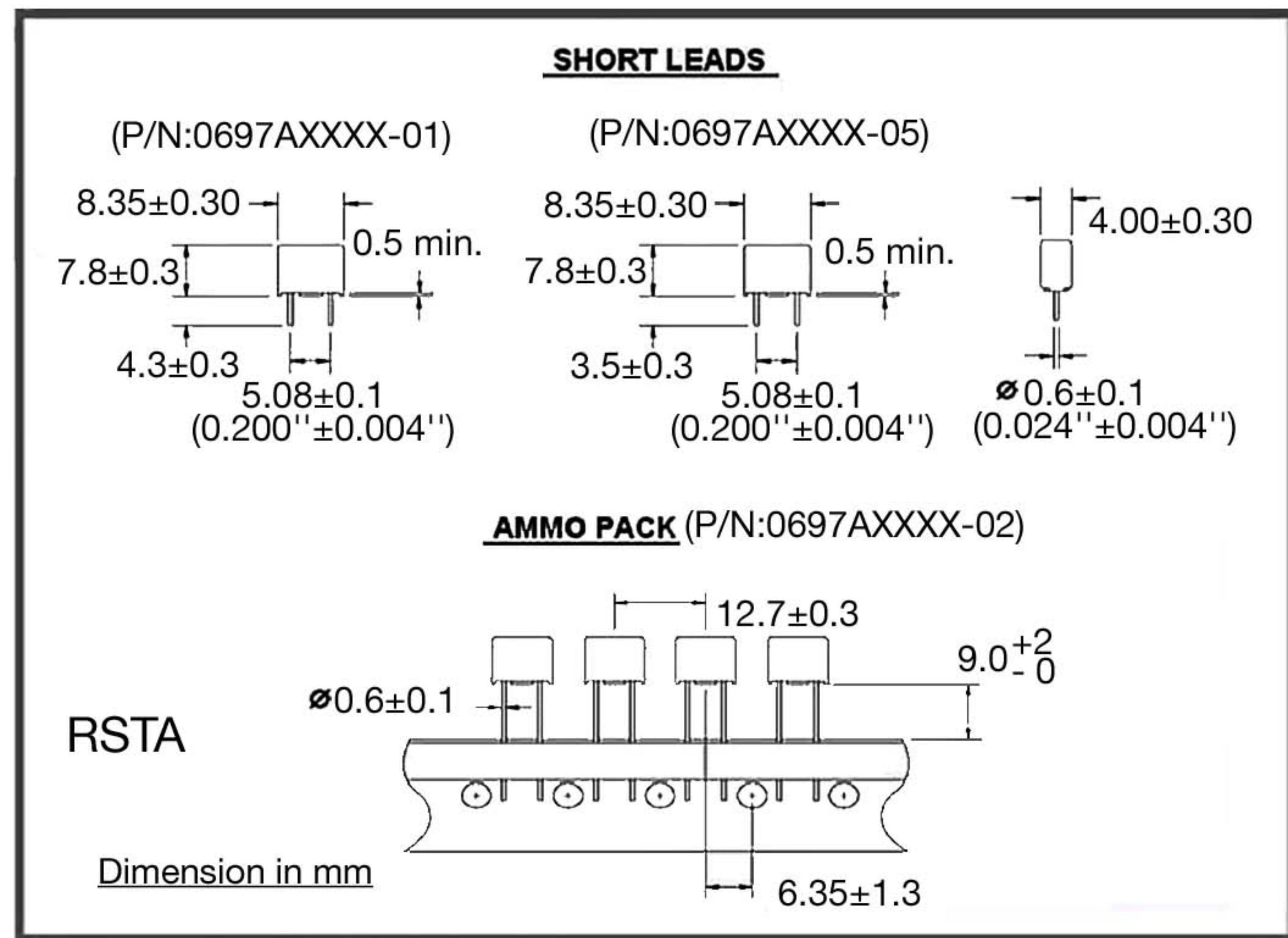
HF (Pb) RSTA Series

RoHS 6 Compliant

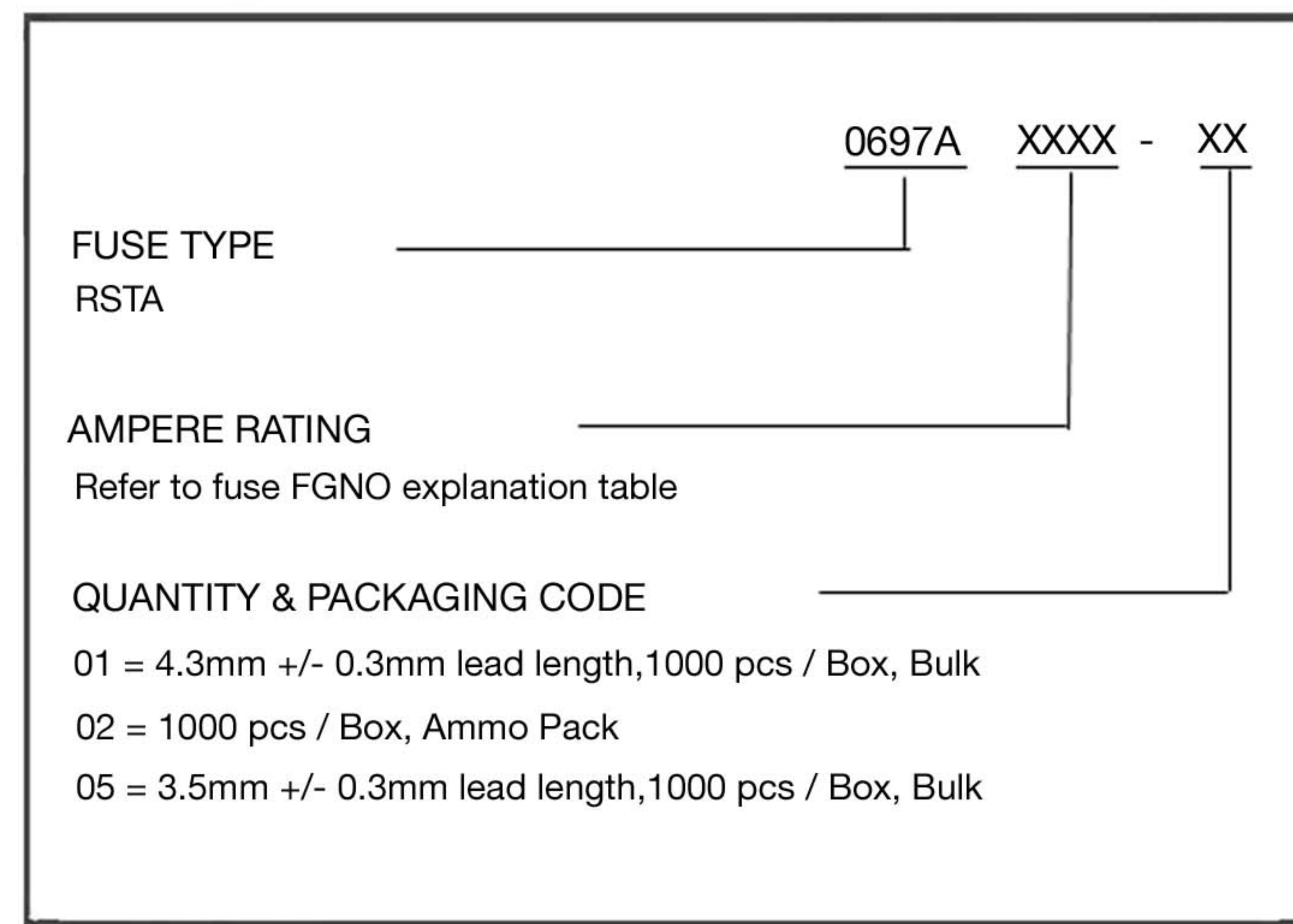
Fuse FGNO Explanation 06XX X [XXXX] X XX, [XXXX]=Ampere Rating

Fraction	Decimal	Milliamps	Bel FGNO[XXXX]	Fraction	Decimal	Amps	Bel FGNO[XXXX]
1/32	0.032	32	0032		1.0	1	1000
1/25	.040	40	0040	1-1/4	1.25	1.25	1250
1/20	.050	50	0050	1-1/2	1.50	1.5	1500
1/16	.063	63	0063		1.60	1.6	1600
8/100	.080	80	0080		2.0	2	2000
1/10	.100	100	0100	2-1/4	2.25	2.25	2250
1/8	.125	125	0125	2-1/2	2.5	2.5	2500
15/100	.150	150	0150		3.0	3	3000
	.160	160	0160		3.15	3.15	3150
2/10	.200	200	0200	3-1/2	3.5	3.5	3500
1/4	.250	250	0250		4.0	4	4000
3/10	.300	300	0300		5.0	5	5000
	.315	315	0315		6.0	6	6000
3/8	.375	375	0375		6.3	6.3	6300
4/10	.400	400	0400		7.0	7	7000
1/2	.500	500	0500	7-1/2	7.5	7.5	7500
6/10	.600	600	0600		8.0	8	8000
	.630	630	0630			10	9100
7/10	.700	700	0700			12	9120
3/4	.750	750	0750			15	9150
8/10	.800	800	0800			20	9200
						25	9250
						30	9300

Mechanical Dimensions



Ordering Information



Packaging

Packaging Option	Packaging Specification	Quantity	Packaging Code
Bulk / bag, 1000 / box	N/A	1000	01 , 05
12.7 mm pitch, On Tape / box	IEC-286-2	1000	02

Specifications subject to change without notice



Bel Fuse Inc.
206 Van Vorst Street
Jersey City, NJ 07302 USA

+1 201.432.0463
techhelp@belf.com
belfuse.com

X-ON Electronics

Largest Supplier of Electrical and Electronic Components

Click to view similar products for [bel fuse manufacturer](#):

Other Similar products are found below :

[P2404DB](#) [FC100V20A-G](#) [CP-AD502](#) [5SF 200-R](#) [010-0055](#) [M24308/1-12F](#) [M24308/2-336Z](#) [M24308/2-343Z](#) [M24308/3-21F](#) [70-1080](#) [73-6311-10](#) [73-6670-7](#) [PL1WC-026](#) [PL375C-201](#) [PL75-45BR](#) [PS-15201](#) [PS-15206](#) [PSAC-17312](#) [PSK3616-7](#) [QM48T40033-PDB0](#) [127-0692-001](#) [127-2701-602](#) [ADBJ20-E1-BJ79](#) [ADPL75-E1-UBJ20](#) [ADT-2540-7M-SMM-02](#) [DCB-3510-FF-SMA-02](#) [DCDM100CS](#) [DCDM-15S6E5-36.0K](#) [DCHM15SCBRPN-HT1](#) [RFI21-13](#) [RFI75-8-D3](#) [DDM50SA156](#) [131-3693-116](#) [DEME9S](#) [DEMM9SM](#) [DFC10U48D12](#) [140-0000-954](#) [141-3901-802](#) [142-0233-001](#) [AM2003-9](#) [142-0298-001](#) [14-5642](#) [146-0701-301](#) [MS24264R10T20PY](#) [MS24264R10T2PY-LC](#) [MS24264R10T5PY-LC](#) [MS24264R10T5SY-LC](#) [MS24264R14B15SN-LC](#) [MS24264R14T15SN](#) [MS24264R18B14SY-LC](#)