



Single Output Industrial Power Supplies

Features	Benefits
• Lifetime Warranty	• Lower Cost of Ownership
• High Efficiency (up to 91%)	• Easier System Cooling
• Wide Range AC Input	• Supports Global Use



Specification		HWS15A/A	HWS30A/A	HWS50A/A	HWS100A/A	HWS150A/A
Input Voltage Range	-	85 - 265VAC (47 - 63Hz) Withstands 300VAC for 5s or 120 - 370VDC*				
Input Current (Typ) (1)	A	0.35 / 0.2	0.65 / 0.4	0.65 / 0.35	1.3 / 0.65	1.9 / 0.95
Inrush Current (1)	A	14 / 28				
Power Factor	-	Meets EN61000-3-2				
		-	-	0.97/0.91	0.98/0.93	0.98/0.93
Temperature Coefficient	%/°C	<0.02%/°C				
Overcurrent Protection	%	>105%				
Overvoltage Protection	V	Yes (see table)				
Hold Up Time (Typ)	ms	20				
Leakage Current (max)	mA	<0.5mA (Typ 0.2mA at 100VAC, 0.4mA at 230VAC)				
Remote Sense	-	No			Yes	
Indicator	-	Green LED = ON				
Operating Temperature (with cover)	°C	-10°C to +70°C, derate from 50°C to 70°C (2)				
Storage Temperature	°C	-30 to +85°C				
Humidity (non condensing)	%RH	Operating: 30 - 90%RH, Non operating 10 - 95%RH				
Cooling	-	Convection				
Withstand Voltage	VAC	Input to Ground 2kVAC, Input to Output 3kVAC, Output to Ground 500VAC for 1 min.				
Isolation Resistance	MΩ	>100M at 25°C & 70%RH, Output to Ground 500VDC				
Vibration (non operating)	-	10 - 55Hz (1 minute sweep), 19.6m/s ² constant X, Y, Z 1 hour				
Shock	m/s ²	< 196.1 m/s ²				
Safety Agency Approvals	-	UL60950-1, CSA60950-1, EN60950-1, EN50178, UL508, CE Mark				
Line Dip	-	Complies with SEMI F47 (200VAC line only)				
Conducted & Radiated EMI	-	EN55011 / EN55022-B, FCC-B, VCCI-B				
Immunity	-	IEC61000-4-2, -3, -4, -5, -6, -8, -11; IEC61000-6-2				
Weight (Typ)	g	190	240	300	470	520
Size (HxWxD) (with cover)	mm	31.5x82x80	31.5x82x95	31.5x82x120	33x82x160	42x82x160
Warranty	-	Lifetime warranty (See website for terms & conditions)				

Notes:

* Safety certified for AC input only

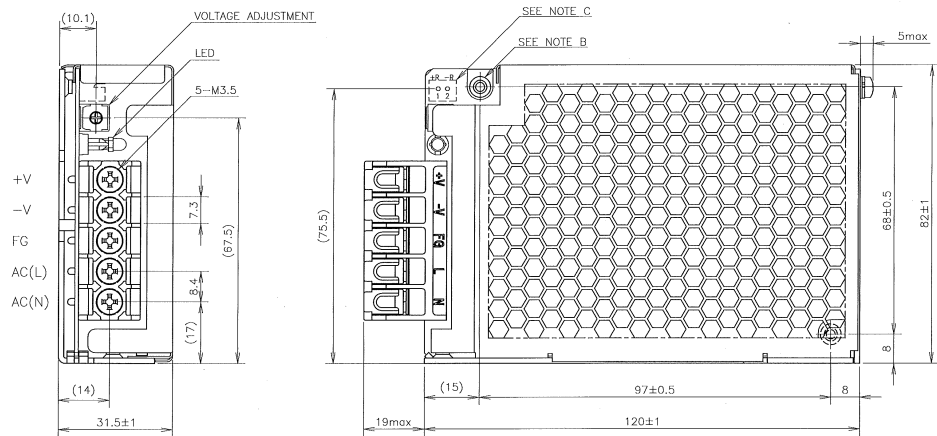
(1) 100/200VAC.

(2) Derating varies with model. Please refer to individual model specification for derating graphs.

Model Selector								
Model	Voltage (V)	Adjust Range (V)	Max Current (A)	Load Reg (mV)	Line Reg (mV)	Ripple Noise (mV)	Over Voltage (V)	Efficiency (typ) %
HWS15A-3/A	3.3V	2.97 - 3.96	3	40	20	120	4.13-4.95	70/71
HWS30A-3/A	3.3V	2.97 - 3.96	6	40	20	120	4.13-4.95	75/77
HWS50A-3/A	3.3V	2.97 - 3.96	10	40	20	120	4.13-4.95	76/78
HWS100A-3/A	3.3V	2.97 - 3.96	20	40	20	120	4.13-4.95	82/84
HWS150A-3/A	3.3V	2.97 - 3.96	30	40	20	120	4.13-4.95	82/84
HWS15A-5/A	5V	4.0 - 6.0	3	40	20	120	6.25-7.25	77/79
HWS30A-5/A	5V	4.0 - 6.0	6	40	20	120	6.25-7.25	80/82
HWS50A-5/A	5V	4.0 - 6.0	10	40	20	120	6.25-7.25	82/84
HWS100A-5/A	5V	4.0 - 6.0	20	40	20	120	6.25-7.25	84/86
HWS150A-5/A	5V	4.0 - 6.0	30	40	20	120	6.25-7.25	85/87
HWS15A-12/A	12V	9.6 - 14.4	1.3	96	48	150	15-17.4	80/83
HWS30A-12/A	12V	9.6 - 14.4	2.5	96	48	150	15-17.4	84/86
HWS50A-12/A	12V	9.6 - 14.4	4.3	96	48	150	15-17.4	83/85
HWS100A-12/A	12V	9.6 - 14.4	8.5	96	48	150	15-17.4	86/88
HWS150A-12/A	12V	9.6 - 14.4	13	96	48	150	15-17.4	85/88
HWS15A-15/A	15V	12.0 - 18.0	1	120	60	150	18.8-21.8	81/84
HWS30A-15/A	15V	12.0 - 18.0	2	120	60	150	18.8-21.8	85/87
HWS50A-15/A	15V	12.0 - 18.0	3.5	120	60	150	18.8-21.8	83/86
HWS100A-15/A	15V	12.0 - 18.0	7	120	60	150	18.8-21.8	86/88
HWS150A-15/A	15V	12.0 - 18.0	10	120	60	150	18.8-21.8	86/89
HWS15A-24/A	24V	19.2 - 28.8	0.65	150	96	150	30-34.8	82/85
HWS30A-24/A	24V	19.2 - 28.8	1.3	150	96	150	30-34.8	86/88
HWS50A-24/A	24V	19.2 - 28.8	2.2	150	96	150	30-34.8	84/87
HWS100A-24/A	24V	19.2 - 28.8	4.5	150	96	150	30-34.8	87/89
HWS150A-24/A	24V	19.2 - 28.8	6.5	150	96	150	30-34.8	88/90
HWS15A-48/A	48V	38.4 - 52.8	0.33	240	192	200	55.2-64.8	80/80
HWS30A-48/A	48V	38.4 - 52.8	0.65	240	192	200	55.2-64.8	82/83
HWS50A-48/A	48V	38.4 - 52.8	1.1	240	192	200	55.2-64.8	84/86
HWS100A-48/A	48V	38.4 - 52.8	2.1	240	192	200	55.2-64.8	88/90
HWS150A-48/A	48V	38.4 - 52.8	3.3	240	192	200	55.2-64.8	89/91

Options	
Suffix	Description
Blank	No Cover
/A	Cover

HWS50A/A Outline Drawing



NOTES

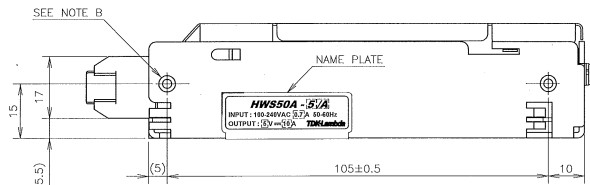
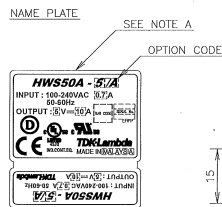
A : MODEL NAME, OPTION CODE, INPUT VOLTAGE RANGE, NOMINAL OUTPUT VOLTAGE, MAXIMUM OUTPUT CURRENT AND COUNTRY OF MANUFACTURE ARE SHOWN HERE IN ACCORDANCE WITH THE SPECIFICATIONS.

B : M3 EMBOSSED, TAPPED AND COUNTERSUNK HOLES (4) FOR CUSTOMER CHASSIS MOUNTING. SCREWS MUST NOT PROTRUDE INTO POWER SUPPLY BY MORE THAN 6mm.

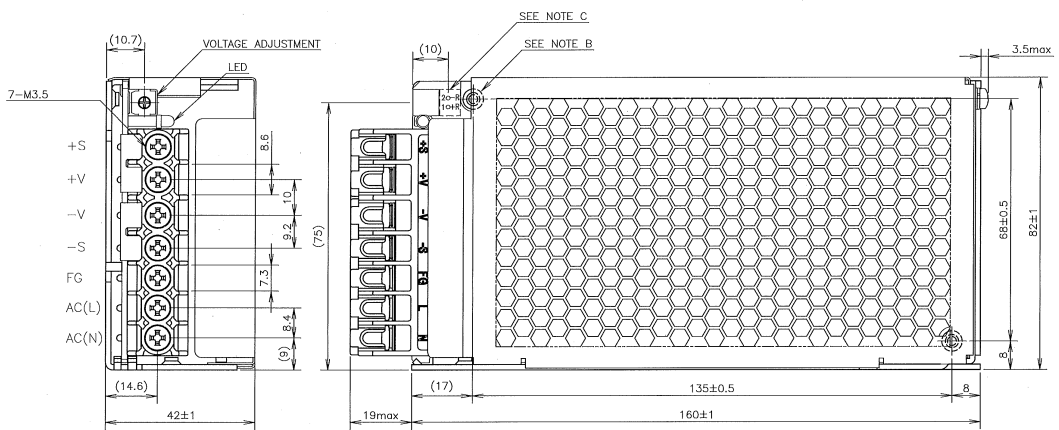
C : REMOTE ON/OFF CONTROL CONNECTOR --- OPTION B2B-XH-AM (JST)
 MATCHING HOUSING : XHP-2 (JST)
 MATCHING TERMINAL PIN : BXH-001T-P0.6 (JST) OR SXH-001T-P0.6 (JST)
 HAND CRIMPING TOOL : YC-110R (JST) OR YRS-110 (JST)
 MATCHING HOUSING AND TERMINAL PIN --- NOT INCLUDED WITH THE PRODUCT

OPTIONAL MODELS

MODEL	COVER	REMOTE ON/OFF CONTROL
HWS50A- $\frac{1}{A}$	○	—
HWS50A- $\frac{1}{RA}$	○	○



HWS100A/A Outline Drawing

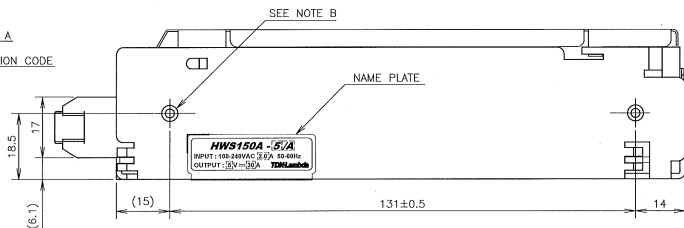
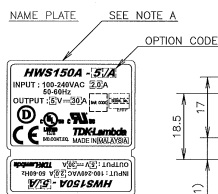


NOTES

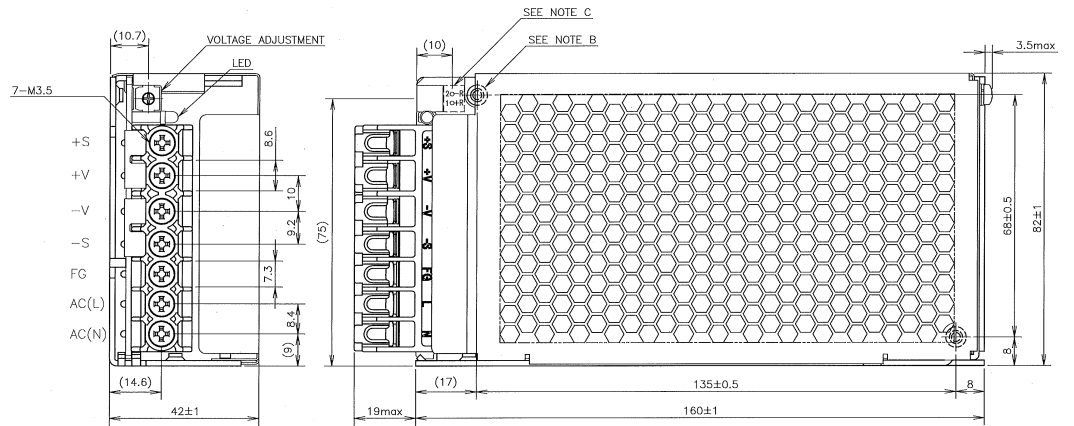
A : MODEL NAME, OPTION CODE, INPUT VOLTAGE RANGE, NOMINAL OUTPUT VOLTAGE, MAXIMUM OUTPUT CURRENT AND COUNTRY OF MANUFACTURE ARE SHOWN HERE IN ACCORDANCE WITH THE SPECIFICATIONS.

B : M3 EMBOSSED, TAPPED AND COUNTERSUNK HOLES (4) FOR CUSTOMER CHASSIS MOUNTING. SCREWS MUST NOT PROTRUDE INTO POWER SUPPLY BY MORE THAN 6mm.

C : REMOTE ON/OFF CONTROL CONNECTOR --- OPTION B2B-XH-AM (JST)
 MATCHING HOUSING : XHP-2 (JST)
 MATCHING TERMINAL PIN : BXH-001T-P0.6 (JST) OR SXH-001T-P0.6 (JST)
 HAND CRIMPING TOOL : YC-110R (JST) OR YRS-110 (JST)
 MATCHING HOUSING AND TERMINAL PIN --- NOT INCLUDED WITH THE PRODUCT



HWS150A Outline Drawing



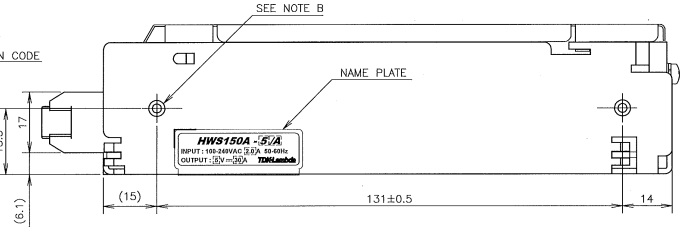
NOTES

- A : MODEL NAME, OPTION CODE, INPUT VOLTAGE RANGE, NOMINAL OUTPUT VOLTAGE, MAXIMUM OUTPUT CURRENT AND COUNTRY OF MANUFACTURE ARE SHOWN HERE IN ACCORDANCE WITH THE SPECIFICATIONS.
- B : M3 EMBOSSED, TAPPED AND COUNTERSUNK HOLES (4) FOR CUSTOMER CHASSIS MOUNTING. SCREWS MUST NOT PROTRUDE INTO POWER SUPPLY BY MORE THAN 6mm.
- C : REMOTE ON/OFF CONTROL CONNECTOR --- OPTION B2B-XH-AM (JST)
 MATCHING HOUSING : XHP-2 (JST)
 MATCHING TERMINAL PIN : BXH-001T-P0.6 (JST) OR SXH-001T-P0.6 (JST)
 HAND CRIMPING TOOL : YC-110R (JST) OR YRS-110 (JST)
 MATCHING HOUSING AND TERMINAL PIN --- NOT INCLUDED WITH THE PRODUCT

NAME PLATE SEE NOTE A



OPTION CODE



ACCESSORIES

- * SHORT PIECE (NET 2) FOR SHORTING PURPOSE (+S~+V, -S~-V) : MOUNTED AT TIME OF SHIPMENT.



TDK-Lambda France SAS

ZAC des Delaches
CS 41077
9 rue Thuillere
91978 Villebon Courtaboeuf
France
Tel: +33 1 60 12 71 65
Fax: +33 1 60 12 71 66
france@fr.tdk-lambda.com
www.fr.tdk-lambda.com



Italy Sales Office

Via dei Lavoratori 128/130
20092 Cinisello Balsamo (MI)
Italy
Tel: +39 02 61 29 38 63
Fax: +39 02 61 29 09 00
info.italia@it.tdk-lambda.com
www.it.tdk-lambda.com



Netherlands

info@tdk-lambda.nl
www.tdk-lambda.nl



TDK-Lambda Germany GmbH

Karl-Bold-Strasse 40
77855 Achern
Germany
Tel: +49 7841 666 0
Fax: +49 7841 5000
info.germany@de.tdk-lambda.com
www.de.tdk-lambda.com



Austria Sales Office

Aredstrasse 22
2544 Leobersdorf
Austria
Tel: +43 2256 655 84
Fax: +43 2256 645 12
info.germany@de.tdk-lambda.com
www.de.tdk-lambda.com




Scandinavia Sales Office

Valdemarsgade 7
4100 Ringsted
Denmark
Tel: +45 24 63 95 65
Fax: +45 69 80 44 99
info@de.tdk-lambda.com
www.emea.tdk-lambda.com



Switzerland Sales Office

Bahnhofstrasse 50
8305 Dietlikon
Switzerland
Tel: +41 44 850 53 53
Fax: +41 44 850 53 50
info@de.tdk-lambda.com
www.de.tdk-lambda.com



TDK-Lambda UK Ltd.

Kingsley Avenue
Ilfracombe
Devon EX34 8ES
United Kingdom
Tel: +44 (0) 12 71 85 66 66
Fax: +44 (0) 12 71 86 48 94
powersolutions@uk.tdk-lambda.com
www.uk.tdk-lambda.com



TDK-Lambda Ltd.

Kibbutz
Givat Hashlosha 48800
Israel
Tel: +9 723 902 4333
Fax: +9 723 902 4777
info@tdk-lambda.co.il
www.tdk-lambda.co.il



Russia


Technical Support:

St Petersburg
Tel: +7 (812) 6580463

Sales:

Moscow
info@tdk-lambda.ru
www.tdk-lambda.ru

Local Distribution



X-ON Electronics

Largest Supplier of Electrical and Electronic Components

Click to view similar products for [tdk manufacturer:](#)

Other Similar products are found below :

[VLF5012ST-1R0N2R5](#) [C3225X5R0J686M200AC](#) [VLF5014AT-150MR76](#) [VLF5014AT-6R8MR99](#) [CXA-2115](#) [MCZ1210AH301L2T](#)
[78P7200-IH/F](#) [MLP2012S1R5TT](#) [ACH3218-682-TD01](#) [ACT45B-KIT](#) [NL565050T-822J-PF](#) [C1005JB1H471K050BA](#)
[C1608CH1H151J080AA](#) [C2012JB1H105K125AB](#) [C4532NP01H154J250KA](#) [SLF12575T-680M2R0-PF](#) [CD75-B2GA331KYGKA](#)
[CLF10040T-221M](#) [CLF12555T-220M](#) [R22095*REPAIRED](#) [MLF1005LR12K](#) [MLP2520S1R0ST](#) [MLP2520S1R5MT](#) [VLS252015T-](#)
[3R3M1R0](#) [VLS4012T-150MR65](#) [ZCAT-KIT](#) [MPZ2012-KIT](#) [NLV32T-R27J-EFD](#) [CKCM25C0G2A101K060AK](#) [CLF10040T-4R7N](#)
[VLS252010HBX-R24M-1](#) [CGJ2B2X7R1C222K](#) [CGA8M3X7R1H475K](#) [CGA9M1X7T2J334K](#) [CGA8P3X7T2E105M/SOFT](#)
[CGA6J4C0G2J392J](#) [CGA6M3X7R2E154K](#) [CGA3E3C0G2E181J](#) [CGA2B2C0G1H331J](#) [CEU-AC01-E6-KIT](#) [CERB3UX5R0G105M](#)
[RLF12545T-100M5R1-PF](#) [PFE500F28/T](#) [CCT406393-600-36-02](#) [PFC3819QM-181K09B-00](#) [VLF3010AT-100MR49](#) [MMZ0603D330C](#)
[MPZ2012S102ATD25](#) [MLG1608B18NJ](#) [UHV-251A](#)