


## Metal Glazed Film Resistors

# High Voltage & High Ohmic Type

## Normal & Miniature Style [ HHV Series ]



### INTRODUCTION

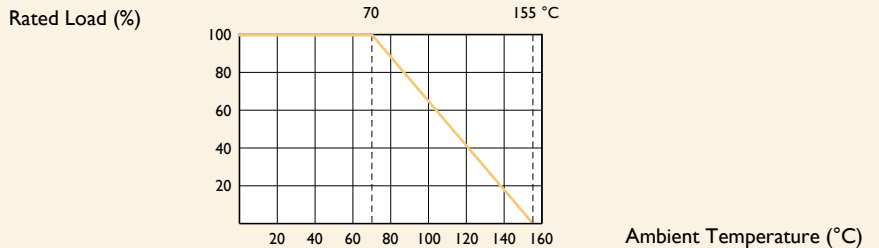
The HHV Series High Voltage & High Ohmic Resistors are made of metal glaze film, with tinned connecting leads of electrolytic copper welded to the end-caps. The resistors are coated with layers of pink color lacquer.

### FEATURES

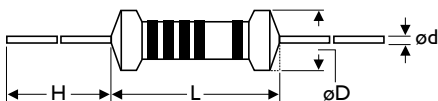
|  |                        |
|--|------------------------|
| Power Rating                           | 1/4W, 1/2W, 1W, 2W, 3W |
| Resistance Tolerance                   | ±1%, ±5%               |
| T.C.R.                                 | ±200ppm/°C             |
| Flameproof Multi-layer Coating Meets   | UL-94V-0               |
| Flameproof Feature Meets Overload Test | UL-1412                |

### DERATING CURVE

For resistors operated in ambient temperatures above 70°C, power rating must be derated in accordance with the curve below.



### DIMENSIONS



5th color code: yellow

Unit: mm

| STYLE  |           | DIMENSION |         |        |           |
|--------|-----------|-----------|---------|--------|-----------|
| Normal | Miniature | L         | øD      | H      | ød        |
| HHV-25 | HHV50S    | 6.3±0.5   | 2.4±0.2 | 28±2.0 | 0.55±0.05 |
| HHV-50 | HHV1SS    | 9.0±0.5   | 3.3±0.3 | 26±2.0 | 0.55±0.05 |
| HHV1WS | HHV2SS    | 11.5±1.0  | 4.5±0.5 | 35±2.0 | 0.8±0.05  |
| HHV2WS | HHV3SS    | 15.5±1.0  | 5.0±0.5 | 33±2.0 | 0.8±0.05  |

Note:

## ELECTRICAL CHARACTERISTICS

| STYLE                         | HHV-25                                  | HHV50S | HHV-50 | HHVISS | HHVIWS  | HHV2SS | HHV2WS  | HHV3SS |
|-------------------------------|---|--------|--------|--------|---------|--------|---------|--------|
| Power Rating at 70°C          | 1/4W                                    | 1/2W   |        | 1W     |         | 2W     |         | 3W     |
| Maximum Working Voltage (DC)  | 1,600V                                  |        | 3,500V |        | 5,000V  |        | 7,000V  |        |
| Maximum Overload Voltage (DC) | 3,000V                                  |        | 7,000V |        | 10,000V |        | 14,000V |        |
| Voltage Proof on Insulation   | 300V                                    |        | 500V   |        | 700V    |        |         |        |
| Resistance Range              | 100KΩ - 68MΩ for E24 & E96 series value |        |        |        |         |        |         |        |
| Operating Temp. Range         | -55°C to +155°C                         |        |        |        |         |        |         |        |
| Temperature Coefficient       | ±200pm/°C                               |        |        |        |         |        |         |        |

Note: Special value is available on request

## ENVIRONMENTAL CHARACTERISTICS

| PERFORMANCE TEST              | TEST METHOD      |  | APPRAISE                                  |
|-------------------------------|------------------|--|---|
| Short Time Overload           | IEC 60115-1 4.13 | 2.5 times RCWV for 5 Sec.  | ±2.0%+0.05Ω                               |
| Voltage Proof on Insulation   | IEC 60115-1 4.7  | in V-block for 60 Sec., test voltage by type                     | By type                                   |
| Temperature Coefficient       | IEC 60115-1 4.8  | -55°C to +155°C  | By type                                   |
| Insulation Resistance         | IEC 60115-1 4.6  | in V-block for 60 Sec.   | >10,000MΩ                                 |
| Solderability                 | IEC 60115-1 4.17 | 235±5°C for 3±0.5 Sec.   | 95% Min. coverage                         |
| Solvent Resistance of Marking | IEC 60115-1 4.30 | IPA for 5±0.5 Min. with ultrasonic                               | No deterioration of coatings and markings |
| Robustness of Terminations    | IEC 60115-1 4.16 | Direct load for 10 Sec. in the direction of the terminal leads   | ≥2.5kg (24.5N)                            |
| Periodic-pulse Overload       | IEC 60115-1 4.39 | 4 times RCWV 10,000 cycles (1 Sec. on, 25 Sec. off)              | ±1.0%+0.05Ω                               |
| Damp Heat Steady State        | IEC 60115-1 4.24 | 40±2°C, 90-95% RH for 56 days, loaded with 0.1 times RCWV        | ±5.0%+0.05Ω                               |
| Endurance at 70°C             | IEC 60115-1 4.25 | 70±2°C at RCWV for 1,000 Hr. (1.5 Hr. on, 0.5 Hr. off)           | ±5.0%+0.05Ω                               |
| Temperature Cycling           | IEC 60115-1 4.19 | -55°C ⇌ Room Temp. ⇌ +155°C ⇌ Room Temp. (5 cycles)              | ±1.0%+0.05Ω                               |
| Resistance to Soldering Heat  | IEC 60115-1 4.18 | 260±3°C for 10±1 Sec., immersed to a point 3±0.5mm from the body | ±1.0%+0.05Ω                               |
| Accidental Overload Test      | IEC 60115-1 4.26 | 4 times RCWV for 1 Min.  | No evidence of flaming or arcing          |

Note: RCWV(Rated Continuous Working Voltage) =  $\sqrt{\text{Power Rating} \times \text{Resistance Value}}$  or Max. working voltage listed above, whichever less.

Revision: 201304



## EXPLANATIONS OF ORDERING CODE

| <b>MFR</b>                                    | <b>-12</b>   | <b>F</b>   | <b>T</b>  | <b>F</b>  | <b>52-</b>  | <b>100R</b>  |
|---|--|--|---|---|---|--|
| Code 1 - 3<br><b>Series Name</b><br>See Index | Code 4 - 6<br><b>Power Rating</b><br>-05 = $\varnothing$ d0.5mm<br>-06 = $\varnothing$ d0.6mm<br>-07 = $\varnothing$ d0.7mm<br>-08 = $\varnothing$ d0.8mm<br>-10 = $\varnothing$ d1.0mm<br>-14 = $\varnothing$ d1.4mm<br>-12 = 1/6W<br>-25 = 1/4W<br>25S = 1/4WS<br>-50 = 1/2W<br>50S = 1/2WS<br>100 = 1W<br>1WS = 1WS<br>200 = 2W<br>2WS = 2WS<br>204 = 0.4W<br>207 = 0.6W<br>300 = 3W<br>3WS = 3WS<br>3WM = 3WM<br>400 = 4W<br>500 = 5W<br>5WS = 5WS<br>5SS = 5WSS<br>700 = 7W<br>7WS = 7WS<br>10A = 10W<br>20A = 20W<br>30A = 30W<br>40A = 40W<br>50A = 50W<br>10S = 10WS<br>15A = 15W<br>25A = 25W<br>10B = 100W<br>25B = 250W | Code 7<br><b>Tolerance</b><br>P = $\pm 0.02$ %<br>A = $\pm 0.05$ %<br>B = $\pm 0.1$ %<br>C = $\pm 0.25$ %<br>D = $\pm 0.5$ %<br>F = $\pm 1$ %<br>G = $\pm 2$ %<br>J = $\pm 5$ %<br>K = $\pm 10$ %<br>- = Base on Spec. | Code 8<br><b>Packing Style</b><br>T = Tape/Box<br>R = Tape/Reel<br>B = Bulk | Code 9<br><b>Temperature Coefficient of Resistance</b><br>- = Base on Spec.<br>A = $\pm 5$ ppm/ $^{\circ}$ C<br>B = $\pm 10$ ppm/ $^{\circ}$ C<br>C = $\pm 15$ ppm/ $^{\circ}$ C<br>S = $\pm 20$ ppm/ $^{\circ}$ C<br>D = $\pm 25$ ppm/ $^{\circ}$ C<br>E = $\pm 50$ ppm/ $^{\circ}$ C<br>F = $\pm 100$ ppm/ $^{\circ}$ C<br>G = $\pm 200$ ppm/ $^{\circ}$ C<br>H = $\pm 250$ ppm/ $^{\circ}$ C<br>I = $\pm 300$ ppm/ $^{\circ}$ C<br>J = $\pm 350$ ppm/ $^{\circ}$ C | Code 10 - 12<br><b>Forming Type</b><br>26- = 26mm<br>52- = 52.4mm<br>73- = 73mm<br>81- = 81mm<br>91- = 91mm<br>F = F Type<br>FK = FK Type<br>FKK = FKK Type<br>FFK = F-form Kink<br>M = M-Type Forming<br>MB = M-form W/flat<br>MT = MT Type Forming<br>MR = MR Type<br>AV = AVIsert<br>PN = PANAsert | Code 13 - 17<br><b>Resistance Value</b><br>0R1 = 0.1<br>100R = 100<br>10K = 10,000<br>10M = 10,000,000 |

### EXCEPTION:

#### • Cement series:

<Code 8>: Special packing style code

B: Bulk with wirewound or metal oxide sub-assembly for resistance value

W: Bulk with ceramic based wirewound sub-assembly for resistance value

M: Bulk with metal oxide sub-assembly for resistance value

F: Bulk with Fiberglass based wirewound sub-assembly for resistance value

<Code 10-12>: Without forming code

Example: **SQP500JB-10R**

#### • JPW series:

<Code 13-17>: without resistance value code

Example: **JPW-06-T-52-**

## X-ON Electronics

Largest Supplier of Electrical and Electronic Components

*Click to view similar products for [Metal Film Resistors - Through Hole](#) category:*

*Click to view products by [Yageo](#) manufacturer:*

Other Similar products are found below :

[FRN25J330R](#) [FRN50J1R0S](#) [H4100RBYA](#) [H415RBZA](#) [H41K1BYA](#) [H41K5BYA](#) [H41M0BDA](#) [H420R5BCA](#) [H421R5BZA](#) [H4221RBYA](#)  
[H424K3BDA](#) [H442K2BDA](#) [H45K62BZA](#) [H4634RBZA](#) [H473R2BZA](#) [H4931KBZA](#) [H8160KFDA](#) [H8274KBZA](#) [H82K0FDA](#) [H82K0FZA](#)  
[H87K5DYA](#) [RLR05C1501GPB14](#) [RLR05C6201GS](#) [HR01623J](#) [HR01682J](#) [270-1.69M-RC](#) [LR0204F110R](#) [LR0204F18R](#) [LR0204F20K](#)  
[LR0204F20R](#) [LR0204F510R](#) [LR1F121R](#) [LR1F133K](#) [LR1F383R](#) [LR1F3K01](#) [LR1F4K75](#) [LR2F330RJIT](#) [LR2F51R](#) [LR2F910R](#) [ERX-](#)  
[2SZJR20E](#) [SQMR5390RJ](#) [SQMR74K7J](#) [FMF-25FTF52-100K](#) [FRN50J100RS](#) [FRN50J470RS](#) [H4100RBZA](#) [H414R3BZA](#) [H415KBYA](#)  
[H4174KBZA](#) [H4174RBDA](#)