

Carli®

Customer: 立创

No: MTFK190121A
STN002 Edt:K



Capacitors



品名: 高温高压小型化金属化聚脂膜电容器
(Description) High temperature & High Voltage Mini Size Metallized Polyester Film Capacitor
型式: MTF (Halogen-free)
(Type)
零件料号: TF105J2J229L270D9H
(Part No.)
客户料号:
(Customer Part No)
日期: 2019.01.21
(Date)

承认章 (Approved By)



Carli 凱勵集團
CARLI GROUP LIMITED

東莞凱勵電子有限公司
DongGuan Carli Electronics Co., Ltd.

TAIWAN HEADQUARTER OFFICE
臺灣省臺中市后里區甲后路三段88號
No.88, The three section, jiahou Road
Houli Dist, Taichung City, TaiWan
TEL:8864-25565190 FAX:8864-25561643
E-mail:carli168@ms7.hinet.net
Http://www.carli-cap.com.tw

DONGGUAN FACTORY
廣東省東莞市東坑鎮坑美管理區
KengMei District, DongKeng Town,
DongGuan City, GuangDong
TEL:0769-83389877 0769-83389798
FAX:0769-83380208
E-mail:carlicn@21cn.net
Http://www.carli.com.cn

ZHEJIANG FACTORY
浙江省嘉興市嘉善縣姚莊鎮錦綉大道218號
No.218 Fairview Avenue, Yaozhuang Town,
Jiashan County, Jiaxing City, Zhejiang, China
TEL:0573-84778885-7 FAX:0573-84778881
E-mail:carlizj@21cn.net



承认书修订履历表

UPDATE HISTORY

客户 (Customer)	立 创		承认书编号 (SPEC NO)	MTFK190121A
NO	Date	Edition	Histroy	
1	2019.01.21	A	新制订承认书编号: MTFK190121A	
2				
3				
4				
5				
6				
7				
8				
9				
10				
11				
12				
13				
14				
15				

Content

目录

	Page
0. Product Code system..... 产品代码系统	3
1. Scope..... 范围	4
2. Dimension Sheet 规格尺寸	4
3. Type Introduction And Applications 型号介绍及用途	5
4. Features..... 产品特点	5
5. Electrical Specifications 电气特性	5~6
6. Marking 印章说明	6
7. Construction and Main Materials of Products..... 产品的结构与主材	6
8. Packing..... 包装说明	7
9.Storage Conditions..... 储存条件	8
10. Origin, including..... 产地	8
11.The Compliance With Environment Requirement..... 环保特性	8
12.Electrical Characteristics And Test Conditions..... 产品电气特性和测试条件	8~10
13. Regulation In Usage..... 使用规则	11~12
14. Product Electrical Characteristic Graph..... 产品电气特性图	13
15. Sample test report 样品测试报告	14

General Information

2019-1-21

0: Product Code System 产品代码系统

For example: The part number, comprising 18 digits, is formed as follows.

举例: 产品料号由18位数字组成, 如下:

T	F	1	0	5	J	2	J	2	2	9	L	2	7	0	D	9	H
1	2	3	4	5	6	7	8	9	10	11	12	13	14	15	16	17	18

- | | |
|-------------------------------------|---|
| Digit 1~2: Type Code | Digit 11 and 17: Type Series Code |
| 数位1~2: 型号代码 | 数位11和17: 型号系列码 |
| Digit 3~5: Capacitance Value Code | Digit 12: Lead Form Code |
| 数位3~5: 容量代码 | 数位12: 引线加工型式代码 |
| Digit 6: Capacitance Tolerance Code | Digit 13~15: Lead Length Code |
| 数位6: 容量偏差代码 | 数位13~15: 引线长度码 |
| Digit 7~8: Rated Voltage Code | Digit 16: Lead Length Tolerance Code |
| 数位7~8: 额定电压代码 | 数位16: 引线长误差代码 |
| Digit 9~10: Case or Pitch Code | Digit 18: RoHs or HF Compliance Type Code |
| 数位9~10: 壳体或脚距代码 | 数位18: RoHs或HF符合性代码 |

0.1 Digit 1 to 2 - 数位1~2: TYPE code. 型号代码

TYPE型号	MPX	MPF	MPH	MPB	MPV	MPC	PPS	PPN	DPS	DPC	DMB
CODE代码	PX	PF	PH	PB	PV	PC	DF	NF	DS	DC	DB

TYPE型号	MEF	MTF	MEH	MEC	MSC	MSF	MTB	MEV
CODE代码	AF	TF	AH	AC	SC	SF	TB	AV

0.2 Digit 3 to 5 - 数位3~5: Capacitance Expressed in 3-digit code 3位数代码表示容值

The first 2 digits indicate significant figures, and the third digit specifies the number of zero to follow.
前两位表示基数, 第三个数位表示其后零的个数

This gives the capacitance in picofarads. 容量值单位为皮法。

For examples 举例:

$$102 = 10 \times 10^2 \text{ pF} = 1,000 \text{ pF} = 1.0 \text{ nF} = 0.001 \mu\text{F}$$

$$105 = 10 \times 10^5 \text{ pF} = 1,000,000 \text{ pF} = 1000 \text{ nF} = 1 \mu\text{F}$$

0.3 Digit 6 - 数位6: Capacitance tolerance 容量偏差

Tolerance	±1%	±2%	±3%	±5%	±10%	±20%
CODE	F	G	H	J	K	M

0.4 Digit 7 to 8 - 数位7~8: Rated Voltage 额定电压:

VR(DC)	50	63	100	160	250	400	450	500	630	800	1000	1250	1600	2000	2500
CODE	1H	1J	2A	2C	2E	2G	2Y	2H	2J	2K	3A	3V	3C	3D	3E
VR(AC)	125	140	150	160	220	250	275	310	350	400	440	450	500	600	630
CODE	2L	4B	2S	2U	2P	2I	3I	2W	2F	2R	4A	2T	2M	2Z	3J

0.5 Digit 9 to 10 - 数位9~10: Pitch expressed by Case No or two digits 表示壳体或两个数位的脚距代码

Box type 盒装型

Pitch脚距	7.5	10	12.5	15	20	22.5	27.5	37.5	42.5	55
Case No 壳体代码	B*	C*	G*	D*	S*	E*	F*	J*	K*	P*



Powder Coating type 粉涂型

Pitch脚距	7.5	10	15	20	22.5	27.5
Code代码	07	10	15	20	22	27






0.6 Digit 11 and 17 - 数位11和17: series code 系列代码:

0.7 Digit 12 - 数位12: Lead Form 引线加工型式代码

Box type 盒装型

Code 代码	L	H
Lead Type 形式		

Powder Coating type 粉涂型

Code 代码	L	H	K	N	M
Lead Type 形式					

0.8 Digit 13 to 15 - 数位13~15: Lead Length (Straight): Expressed in 3-letter code 引线长度以3个数位代码表示

example 举例: code 代码270 = 270/10=27 (mm),

0.9 Digit 16 - 数位16: Tolerance of Lead Length (Straight) 引线长度(直型)偏差: Expressed in 1-letter 1个字母表示

Tolerance	±0.3 mm	±0.5 mm	+0.5/-0mm	±1mm	±2mm	±0.4mm
Code	A	B	C	D	E	F

0.10 Digit 18 - 数位18: "H" Halogen-Free compliant, 无卤型 "R" ROHS compliant. ROHS符合型

Specification for High temperature & High Voltage Mini Size Metallized Polyester Film Capacitor
高温高压小型化金属化聚脂膜电容器规格说明

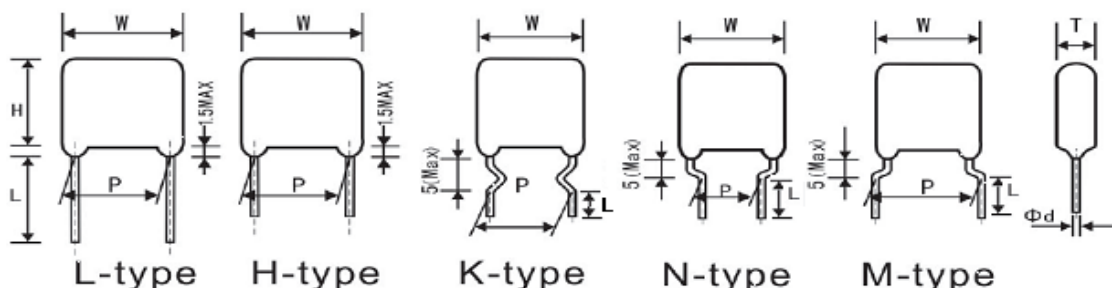
TYPE MTF

1.Scope 范围 .

This specification applies to metallized Polyester film capacitors ,type name MTF (code TF) ,
 used in electronic equipments .

本规范适用于应用在电子设备中的金属化聚脂膜电容器,型号MTF（代码TF）.

2. Dimension sheet 规格尺寸



NO	CARLI P/N	CAP (μF)	TOL ±%	R.V VDC	DF (1KHz) ≤%	DIMENSIONS尺寸 (mm)						FIG	CUSTOMER P/N (客户料号)
						W (Max)	H (Max)	T (Max)	P±1	L±1	φd±0.05		
1	TF105J2J229L270D9H	1.0	5	630	1.0	25.5	20	10	22.5	27	0.8	L	
2													
3													
4													
5													
6													
7													
8													
9													
10													

NOTE

Designed by 制作	刘金香	Checked by 审查	谭娟	Approved by 核准	林乔伟
-------------------	-----	------------------	----	-------------------	-----

Specification for High temperature & High Voltage Mini Size Metallized Polyester Film Capacitor 高温高压小型化金属化聚脂膜电容器规格说明

TYPE MTF

3. Type introduction and application

3.1 MTF are non-inductively wound with metallized polyester film as dielectric and electrode, copper wire lead and flame retardant epoxy resin Powder coating .

MTF 系列电容采用金属化聚脂膜无感结构卷绕, 镀锡铜导线及阻燃性粉体环氧树脂封装构成.

3.2 Type Application .

Multipurpose application in low DC voltage 直流低电压多用途

- blocking ,coupling, decoupling, filtering ,by-pass,timing circuit etc .

隔直、耦合/去耦,滤波, 旁路,计时电路等;

- filtering used in PFC circuit of SMPS, Ballaster, Adapter.

开关电源,镇流器,电源适配器中的PFC回路滤波用.

4. Features特点:

- Very small size,cell separate structure safety type . 小型化.分仓式安全结构.
- High reliability as its excellent self-healing property .自愈性能好, 稳定性高;
- Good solder - ability.良好可焊性;
- Flame retardent epoxy powder coating . 阻燃环氧树脂粉末涂装.

5. Electrical specifications 电气特性

Unless otherwise specified, electronic characteristics shall refer to IEC 60384-2 .

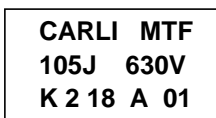
如无其他说明,电气特性请参考IEC60384-2 .

Item	Specification
Operating Temperature 工作温度	Max. operating temperature:105°C
Capacitance Range 容量范围	0.01μF~2.2μF
Capacitance Tolerance 容量偏差	±5%(J), ±10%(K)
Rated Voltage 额定电压	400VDC(2G) 450VDC(2Y) 550VDC(2X) 630VDC(2J)
Dissipation Factor 散逸因素	≅ 1.0% (1KHz at 25±5°C)
Insulation Resistance 绝缘电阻	≅ 9000MΩ for C≅0.33μF; ≅ 3000MΩ.μF for C>0.33μF (Measured at 100 ±10VDC/60s/25±5°C)
Withstand Voltage 端子间耐压 between terminals	Add DC test voltage of 140% R.V for 1-5s , no breakdown or flashover (Voltage raising time 5~10sec,cut off current 10mA, ARC=OFF)施加 140% R.Vdc 1~5秒,无永久性击穿和飞弧为合格(升压时间5~10秒,漏电流10mA,ARC关闭).

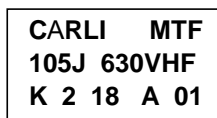
备注

Operating temperature range	Max. operating temperature $T_{OP,max}$	+105 °C
	Upper category temperature T_{max}	+105 °C
Category voltage V_C (continuous operation with V_{DC} at $f \leq 1kHz$)	Lower category temperature T_{min}	-40 °C
	Rated temperature T_R	+85 °C
Operating voltage for short operating periods (V_{DC} at $f \leq 1kHz$)	$T_{op}(\text{°C})$	DC voltage derating
	$T_{op} \leq 85$ $85 < T_{op} \leq 105$	$V_C = V_R$ $V_C = V_R \times (165 - T_{op}) / 80$
Operating voltage for short operating periods (V_{DC} at $f \leq 1kHz$)	$T_{op}(\text{°C})$	DC voltage(max.hours)
	$T_{op} \leq 85$ $85 < T_{op} \leq 105$	$V_{OP} = 1.1 \times V_C (1000h)$ $V_{OP} = 1.0 \times V_C (1000h)$

6. Marking印章说明:



Normal type



Halogen Free-type

CARLI: Manufacture's trademark 制造者商标 CARLI

MTF : Product type产品型号 MTF

105J: Capacitance And Tolerance容量与偏差 → $105 = 10 \times 10^5 pF = 10 \times 10^2 nF = 1 \mu F$, $J = \pm 5\%$

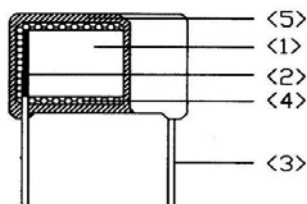
630V: Rated voltage额定电压 → 630VDC(2J)

K 2 18 A 01: Lot No (D/C) , for very small size products, it will be deleted批号, 小尺寸产品不含此项.

HF: Halogen Free 无卤

7. Construction and main materials of products产品结构和主材

MTF TYPE:



Main Materials

NO.	material name 主要材料	describe 描述	Note备注
1	Metallized polyester film 金属化聚酯膜	MPE (Safety film)	-/-
2	Solder焊料	Sn-based alloy锡基合金	-/-
3	Terminal引线	Copper wire镀锡铜线	-/-
4	inside coating material内涂材料	Epoxy resin环氧树脂	-/-
5	Over coating material外涂材料	Epoxy powder 环氧粉末	Flame retardant type 阻燃型

8. Packing包装说明:

Package bag and Carton包装袋与纸箱



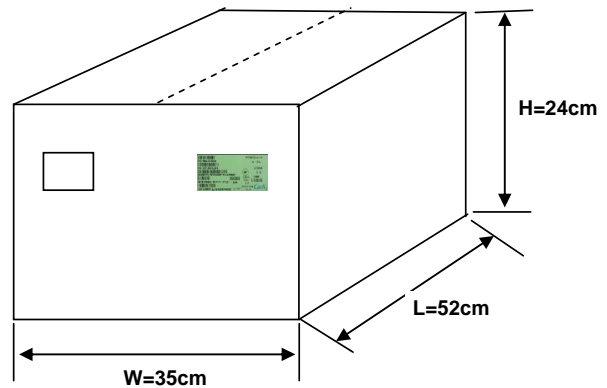
交货明细表				
规格	型式	包数	数量	

(Normal Product)
常规品

—环保无卤HF— 交货明细表				
规格	型式	包数	数量	

(Halogen Free Product)
无卤品

凯励电子股份有限公司 CARLI ELECTRONICS CO.,LTD MTP HIGHLY TEMPERATURE VOLTAGE MINI SIZE METALLIZED POLYESTER FILM CAPACITOR ORDER NO.		
Cap	TOLERANCE	W V
L	10 ±%	50VDC
P/N	QUANTITY	DATE
TF105K2Y109K210D9R	200 PCS	JUL 2011



8.1 Carton size纸箱尺寸: L*W*H(长*宽*高)=52*35*24 cm

8.2 The detail of the carton纸箱包装说明:

8.2.1 Packing list card, including装箱明细, 包括:

Part number of manufacturer, 制造商料号,

Total quantity of bags and unit .包数及每包数量, Lot No批号;

8.2.2 Marking or table for RoHS : RoHS 标识 ;

8.2.3 Other marking customer required .其他客户要求标识.

9. Storage conditions 存储条件:

9.1 It should be noted that the solderability of the terminals may be deteriorated when
Stored barely in an atmosphere for a long periods .

请注意,长时间暴露在空气中会导致引线焊接性能衰减.

9.2 It shouldn't be located in particularly high temperature and high humidity ,it must
Submit to the following conditions(keeping in the original package):

不能放置在高温和高湿环境中,请遵循以下存储条件 (原包装下保存)

Temperature温度: 35℃ MAX.

Relative humidity相对湿度: 85% MAX.

9.3 Storage period: Loose : 12 months max.

存储时间 最长12个月.

10. Origin , including 产地:

10.1 CHINA P.R.C 中国.

10.2 TAIWAN R.O.C 中国台湾.

11. The compliance with enviroment requirement 环保要求符合性

11.1 Compliance with the requirement of RoHS. 符合RoHS要求;

11.2 Compliance with the requirement of REACH .符合REACH 要求;

11.3 Without Halogen (as required)符合无卤 (如要求);

12. Characteristics and test conditions 电气特性和测试条件

Test condition: Unless otherwise specified, the standard range of atmospheric

Conditions for marking measurements and test is as follows Ambient

测试条件:除非另外说明,则在大气标准范围内测试,试验条件如下:

Temperature : 15~35 °C,环境温度:15~35 °C

Relative humidity : 25~75%. 相对湿度: 25~75%.

If there may be any doubt on the results, measurements shall be made within the

Following limits.

如对测试结果有任何疑问,则按以下限制测试:

Ambient temperature : 20±2°C , Relative humidity : 60~70%.

环境温度: 20±2°C , 相对湿度: 60~70%.

2019-1-21

12.1 Characteristics特性:

NO.	Item 项目		Characteristics 特性	Test method 试验方法
1	Capacitance Range 容量范围		0.01 μ F~2.2 μ F	At 1KHz Test temp测试温度: 25 \pm 5 $^{\circ}$ C
2	Capacitance Tolerance 容量偏差		Within specified tolerance 规定偏差范围内 J: \pm 5%; K: \pm 10%	At 1KHz Test temp测试温度: 25 \pm 5 $^{\circ}$ C
3	Dissipation Factor 散逸因素		DF \leq 1.0%	Measure at 1KHz 25 \pm 5 $^{\circ}$ C
4	Rated Voltage 额定电压		400VDC/450VDC 550VDC/630VDC	/
5	Withstand Voltage 耐压	Between Terminals 端子间	No abnormality 无异常	Add DC test voltage of 140% R.V for 1-5s between Terminals (Voltage raising time 5~10sec, cut off current 10mA, ARC=OFF) 端子间施加DC电压140%R.V 1-5s (电压爬升时间: 5~10sec, 阈值电流10mA, ARC=OFF)
6	Insulation Resistance 绝缘电阻		\geq 9000M Ω for C \leq 0.33 μ F \geq 3000M Ω · μ F for C>0.33 μ F	Charge time充电时间: 60 \pm 5sec Charge voltage充电电压: 100VDC Test temp温度: 25 \pm 5 $^{\circ}$ C
7	Terminal Strength 端子强度	Pull Strength 拉伸强度	There shall be no such mechanical Damage as terminal damage etc 无可见机械损伤	Wire diameter线经:0.6 & 0.8mm Load负重: 10N, time时间:10sec
		Bending Strength 弯曲强度		Wire diameter线经:0.6 & 0.8mm Load力度: 5N, 90 $^{\circ}$ \times 4times次
8	Solderability焊接性		At least 95% of the Circumference of the lead wire. Around load surface dipped Into with new solder 引线新锡覆盖面至少95%	Solder temp焊剂温度: 245 \pm 5 $^{\circ}$ C Immersion time浸入时间: 2.5 \pm 0.5sec

2019-1-21

NO.	Item 项目		Characteristics 特性	Test method 试验方法
9	Resistance to Soldering heat 耐焊接热	Appearance 外观	No visible damage 无可见损伤	Solder temp 焊锡温度: 260±5℃ Immersion time 浸入时间: 10±1sec Then recovery at ordinary Condition 1~2 hours 恢复时间1~2 小时
		Withstand Voltage 耐电压	140% R.V for 1~5s No abnormality 无异常	
		Capacitance Variation 容量变化	$\Delta C/C \leq \pm 5\%$	
10	Damp heat, Steady state 稳态湿热	Appearance 外观	No visible damage 无可见损伤	Humidity of 90-95% RH 相对湿度90-95% Temp 温度: 40 ±2℃ Duration 持续时间: 500 +24/-0Hrs Then recovery at ordinary condition 1~2 hours 恢复时间1~2 小时
		Capacitance Variation 容量变化	$\Delta C/C \leq \pm 10\%$	
		Dissipation Factor 散逸因素	$\leq 1.5\%$	
		Withstand Voltage 耐压	140% R.V for 1~5s No abnormality 无异常	
		Insulation Resistance 绝缘电阻	$\Delta IR/IR \leq 50\%$	
11	High temp Loading test 高温负荷试验	Appearance 外观	No visible damage 无可见受损	DC voltage of 111% of rated Voltage shall be applied to the Capacitor for 1000+48/0 h Through serial resistor of 20 to 1000Ω per 1V at the test Temperature of 85 ± 2°C. (for example, RV450vdc, 500vdc shall be applied.) 施加111%额定直流电压 1000+48/0 h, 连接串联电阻 20到1000Ω/伏特, 试验温度85 ± 2°C. (举例, 额定电压450vdc, 则应施加 500vdc) Then recovery at ordinary Condition at least 16 hours 恢复时间至少16 小时
		Capacitance Variation 容量变化	$\Delta C/C \leq \pm 10\%$	
		Dissipation Factor 散逸因素	$\leq 1.5\%$	
		Withstand Voltage 耐压	140% R.V for 1~5s No abnormality 无异常	
		Insulation Resistance 绝缘阻抗	$\Delta IR/IR \leq 50\%$	

13. Regulation in usage - 使用规则

13.1 Soldering suggestions - 焊接的建议

When soldering a capacitor, heat in soldering is conducted to the element of the capacitor from wire lead and an enclosure, and hence it should be noted that soldering under high temperature and a long period may cause deterioration of breakdown of capacitors.

characteristic or Be sure to solder within the following temperature condition range.

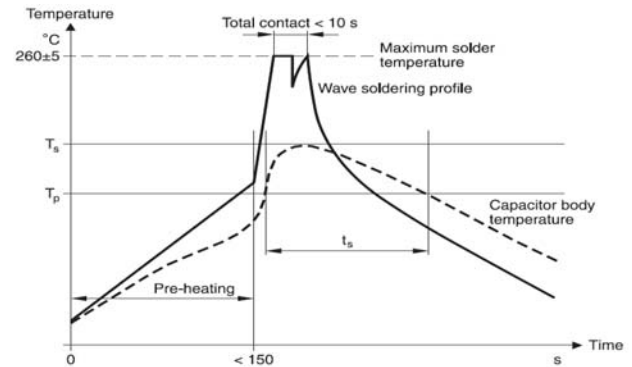
当焊接电容器时, 焊锡热会通过引线端子高温和封装层传递到电容器素子, 因此必须注意高温和长时间焊接引起的电容器特性衰减或损坏, 请确认焊锡在以下温度范围内。

T_s : Capacitor body maximum temperature at wave soldering

波峰焊电容器体最高温度

T_p : Capacitor body maximum temperature at pre-heating

预热前电容器体最高温度



Body temperature should follow the description below:

电容器体温度应该符合以下描述

MPP 电容器

During pre-heating: $T_p \leq 110^\circ\text{C}$

During soldering: $T_s \leq 120^\circ\text{C}$, $t_s \leq 45\text{s}$

加热温度: $T_p \leq 110^\circ\text{C}$

焊接温度: $T_s \leq 110^\circ\text{C}$, $t_s \leq 45\text{s}$

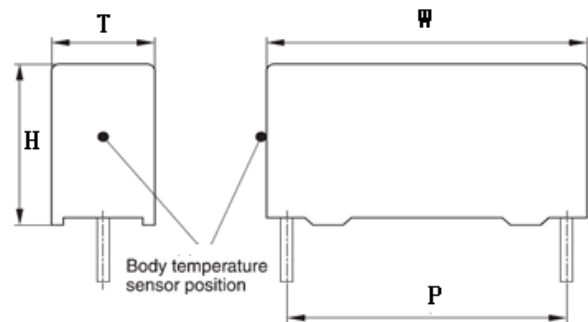
MPE 电容器

During pre-heating: $T_p \leq 125^\circ\text{C}$

During soldering: $T_s \leq 160^\circ\text{C}$, $t_s \leq 45\text{s}$

加热温度: $T_p \leq 125^\circ\text{C}$

焊接温度: $T_s \leq 160^\circ\text{C}$, $t_s \leq 45\text{s}$



■ When SMD components are used together with leaded ones, the film capacitors should not pass into the SMD adhesive curing oven. The leaded components should be assembled after the SMD curing step.

当SMD元件与引脚式元件一起使用时, 薄膜电容器不应进入SMD粘合剂固化炉。引脚式部件应在SMD固化步骤之后组装。

■ Leaded film capacitors are not suitable for reflow soldering.

引脚式薄膜电容器不适合回流焊

■ In order to ensure proper conditions for manual or selective soldering, the body temperature of the capacitor (T_s) must be $\leq 120^\circ\text{C}$.

为了确保手动或选择性焊接的适当条件, 电容器 (T_s) 的本体温度必须是 $\leq 120^\circ\text{C}$ 。

■ One recommended condition for manual soldering is that the tip of the soldering iron should be $< 360^\circ\text{C}$ and the soldering contact time should be no longer than 3 seconds.

手工焊接的一个推荐条件是烙铁的顶端应该是 $< 360^\circ\text{C}$, 焊接接触时间不应超过3秒。

■ For uncoated MPE capacitors with lead spacings $\leq 10\text{mm}$ the following measures are recommended:

未涂覆的MPE电容器引线间隔为 ≤ 10 毫米, 建议采取以下措施

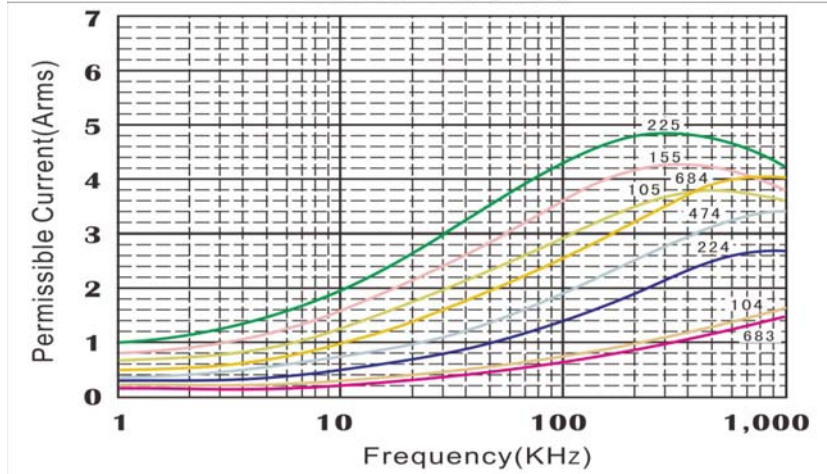
1. pre-heating to no more than 110°C in the preheater phase 预热前预热期不超过 110°C

2. rapid cooling after soldering 焊后快速冷却

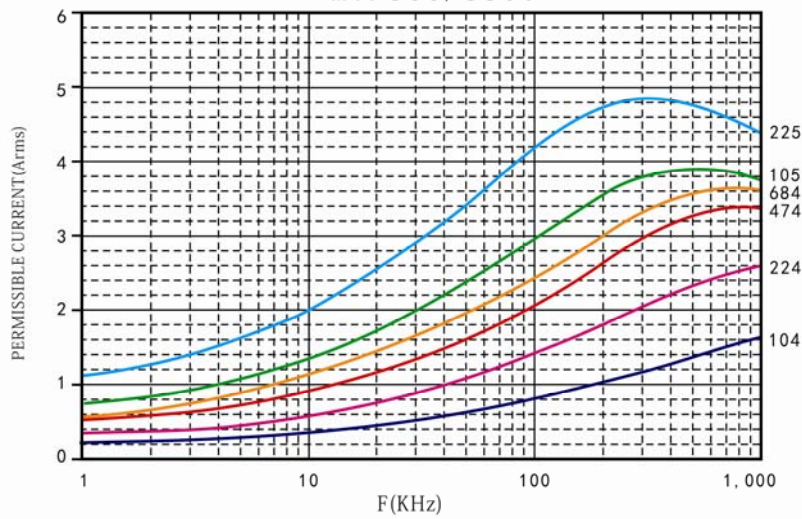


Characteristics of permissible current (Arms)Vs Frequency
电流Vs频率特性图
(Sinusoidal wave $\Delta T \leq 12^{\circ}\text{C}$ $\text{TH} \leq 40^{\circ}\text{C}$)

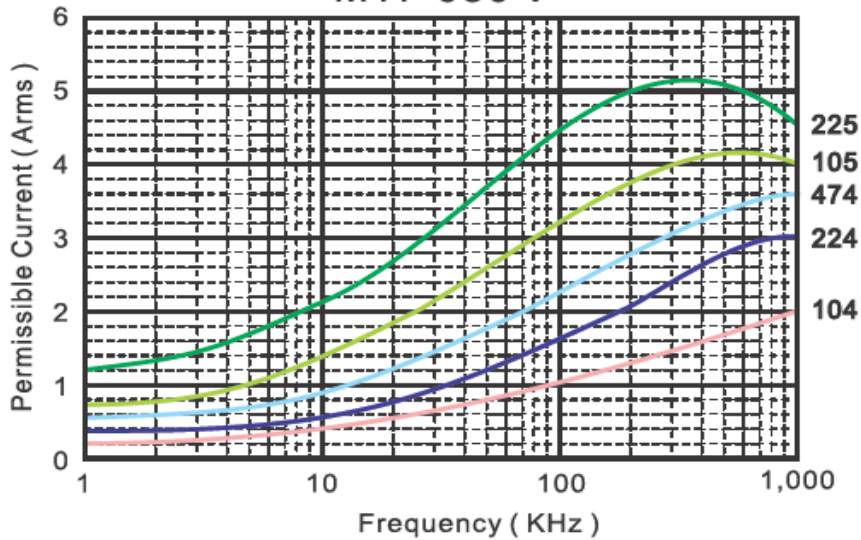
MTF400V/450V



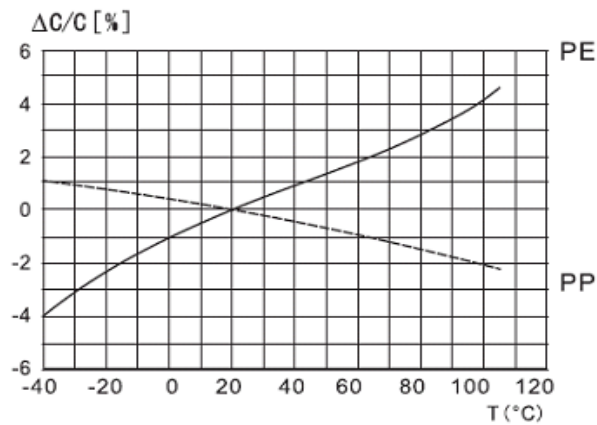
MTF500/550V



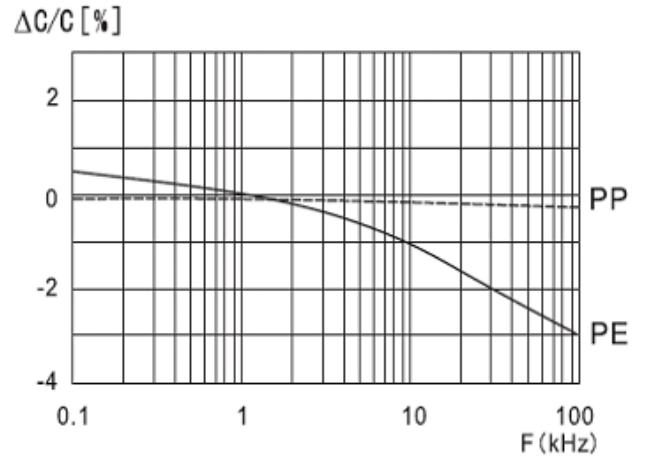
MTF 630 V



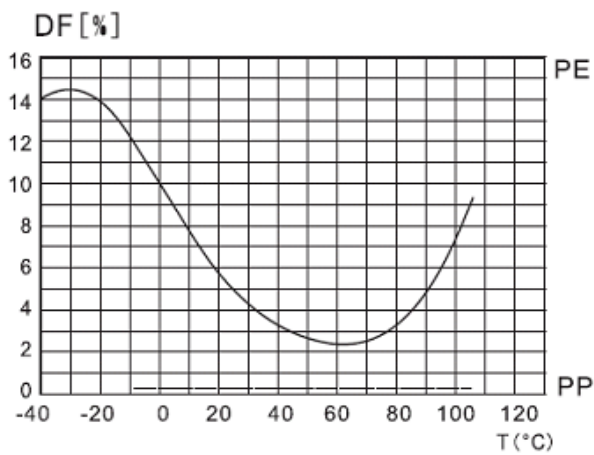
14. Product electrical characteristic graph 产品电气特性图



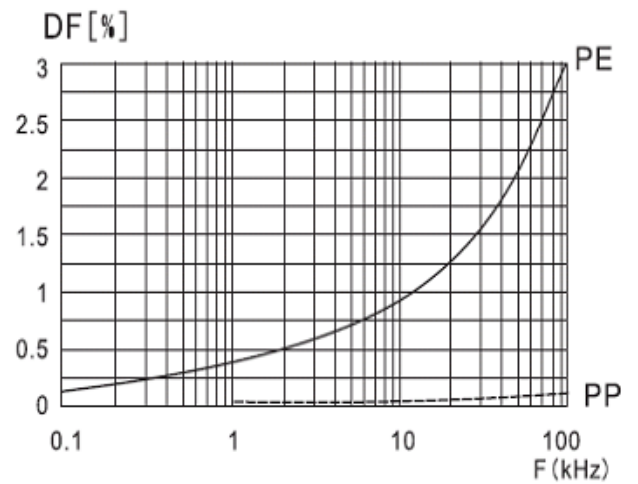
Capacitance vs. temperature at 1kHz



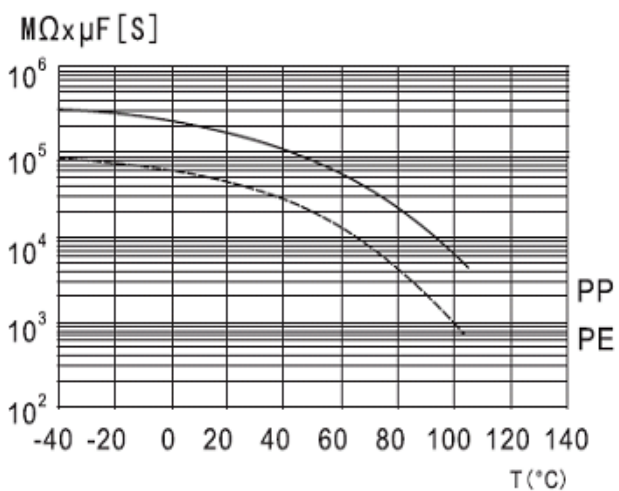
Capacitance vs. frequency (Room temperature)



Dissipation factor vs. temperature at 1KHz



Dissipation factor vs. frequency (Room temperature)



I.R. vs. temperature

----- 聚丙烯膜 (Polypropylene Film)
 ————— 聚旨薄膜 (Polyester Film)

X-ON Electronics

Largest Supplier of Electrical and Electronic Components

Click to view similar products for [Film Capacitors](#) category:

Click to view products by [Carli](#) manufacturer:

Other Similar products are found below :

[F339X134748MIP2T0](#) [F450KG153J250ALH0J](#) [750-1018](#) [FKP1-1500160010P15](#) [FKP1R031007D00JYSD](#) [FKP1R031507E00JYSD](#)
[FKP1U024707E00KYSD](#) [82DC4100CK60J](#) [82EC1100DQ50K](#) [PFR5101J100J11L16.5TA18](#) [PME261JB5220KR19T0](#) [A451GK223M040A](#)
[A561ED221M450A](#) [QXJ2E474KTPT](#) [QXL2B333KTPT](#) [R49AN347000A1K](#) [EEC2G505HQA406](#) [B25668A6676A375](#) [B25673A4282E140](#)
[BFC233868148](#) [BFC2370GC222](#) [C3B2AD44400B20K](#) [C4ASWBU3220A3EK](#) [CB027C0473J--](#) [CB177I0184J--](#) [CB182K0184J--](#) [23PW210](#)
[950CQW5H-F](#) [SBDC3470AA10J](#) [SCD105K122A3-22](#) [2N3155](#) [A571EH331M450A](#) [FKP1-2202KV5P15](#) [FKS3-680040010P10](#)
[QXL2E473KTPT](#) [445450-1](#) [B25669A3996J375](#) [46KI322000M1M](#) [46KR415050M1K](#) [4BSNBX4100ZBFJ](#) [MKP383510063JKP2T0](#)
[MKPY2-.02230020P15](#) [MKT 1813-368-015](#) [4055292001](#) [46KN410000N1K](#) [EEC2E106HQA405](#) [EEC2G205HQA402](#) [EEC2G805HQA415](#)
[P409CP224M250AH470](#) [82EC2150DQ50K](#)