

# 3M™ Pak 50 I/O Plug

.050" Straight and Right Angle, Through-Hole, Boardmount

P50 Series



- P50 Plug offers straight and right angle through-hole options
- Right angle P50 Plug comes with and without retention clips
- Latch/eject mechanism maintains a secure connection
- Mates to the P50 wiremount socket
- RoHS\* compliant

Date Modified: December 15, 2006

TS-1162-05  
Sheet 1 of 3

## Physical

### Insulation

Material: Glass Filled Nylon  
Flammability: UL 94V-0  
Color: Black

### Contact

Material: Phosphor Bronze

### Plating

Underplating: Nickel  
Wiping Area: 10 μ" [.25 μm] Gold  
Solder Tails: Gold Flash  
Retention Clips: Tin-Copper

## Electrical

**Current Rating:** 0.5 A  
**Insulation Resistance:**  $10^3 \Omega$  at 500 V<sub>DC</sub>  
**Withstanding Voltage:** 650 V<sub>AC</sub> for 1 minute

## Environmental

**Temperature Rating:** -55°C to +85°C  
Process Rating: 260°C (per J-STD-020C)

\*\*RoHS compliant" means that the product or part does not contain any of the following substances in excess of the following maximum concentration values in any homogeneous material, unless the substance is in an application that is exempt under RoHS: (a) 0.1% (by weight) for lead, mercury, hexavalent chromium, polybrominated biphenyls or polybrominated diphenyl ethers; or (b) 0.01% (by weight) for cadmium. Unless otherwise stated in writing by 3M, this information represents 3M's knowledge and belief based on information provided by third party suppliers to 3M.

UL File No.: E68080

# 3M™ Pak 50 I/O Plug

.050" Straight and Right Angle, Through-Hole, Boardmount

P50 Series

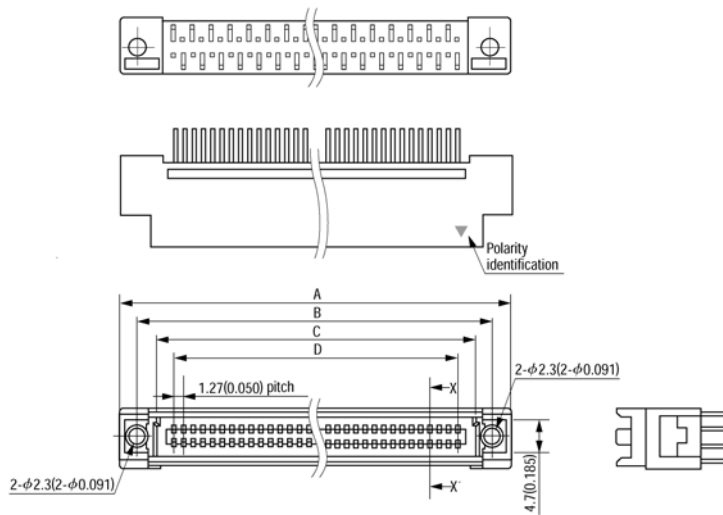


## For Straight and Right Angle Plug Product Table / Dimensions

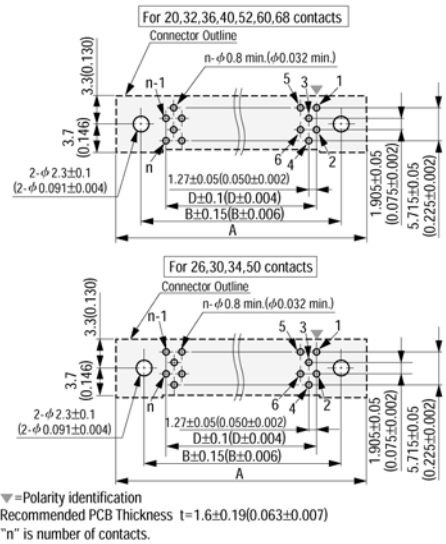
Contact Quantity	A	B	C	D
20	25.43	20.32	15.83	11.43
	[1.001]	[0.800]	[0.623]	[0.450]
26	29.24	24.13	19.64	15.24
	[1.151]	[0.950]	[0.773]	[0.600]
30	31.78	26.67	22.18	17.78
	[1.251]	[1.050]	[0.873]	[0.700]
32	33.05	27.94	23.45	19.05
	[1.301]	[1.100]	[0.923]	[0.750]
34	34.32	29.21	24.72	20.32
	[1.351]	[1.150]	[0.973]	[0.800]

Contact Quantity	A	B	C	D
40	38.13	33.02	28.53	24.13
	[1.501]	[1.300]	[1.123]	[0.950]
50	44.48	39.37	34.88	30.48
	[1.751]	[1.550]	[1.373]	[1.200]
52	45.75	40.64	36.15	31.75
	[1.801]	[1.600]	[1.423]	[1.250]
60	50.83	45.72	41.23	36.83
	[2.001]	[1.800]	[1.623]	[1.450]
68	55.91	50.80	46.31	41.91
	[2.201]	[2.000]	[1.823]	[1.650]

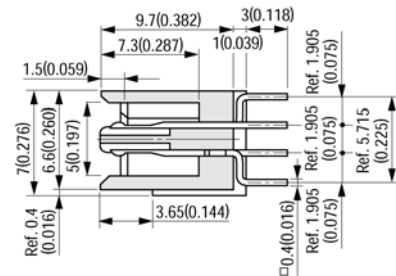
### Straight Plug



### Printed Circuit Board Layout (Component Side View)



### X-X' Cross Section



## Ordering Information

**P50 - XXXP1 - XXX - EA**

Contact Quantity  
See Table

S1 = Straight tails, w/o retention clips  
SR1 = Right angle tails, w/o retention clips  
RR1 = Right angle tails, with retention clips

TS-1162-05  
Sheet 2 of 3

# 3M™ Pak 50 I/O Plug

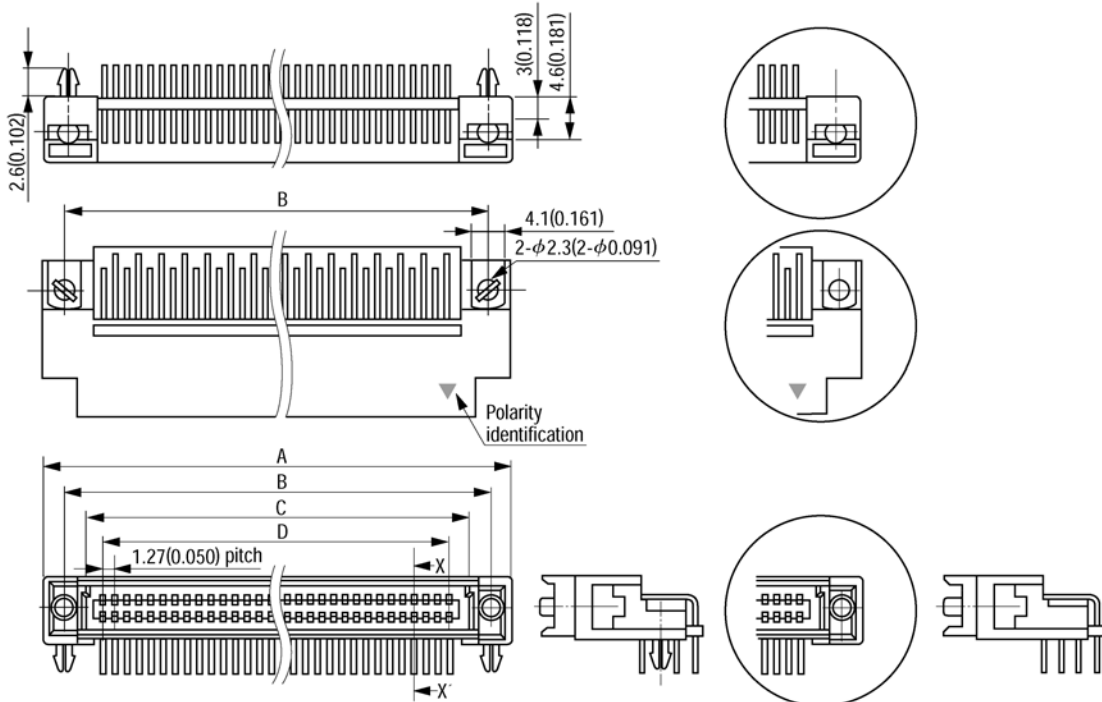
.050" Straight and Right Angle, Thru-Hole, Boardmount

P50 Series

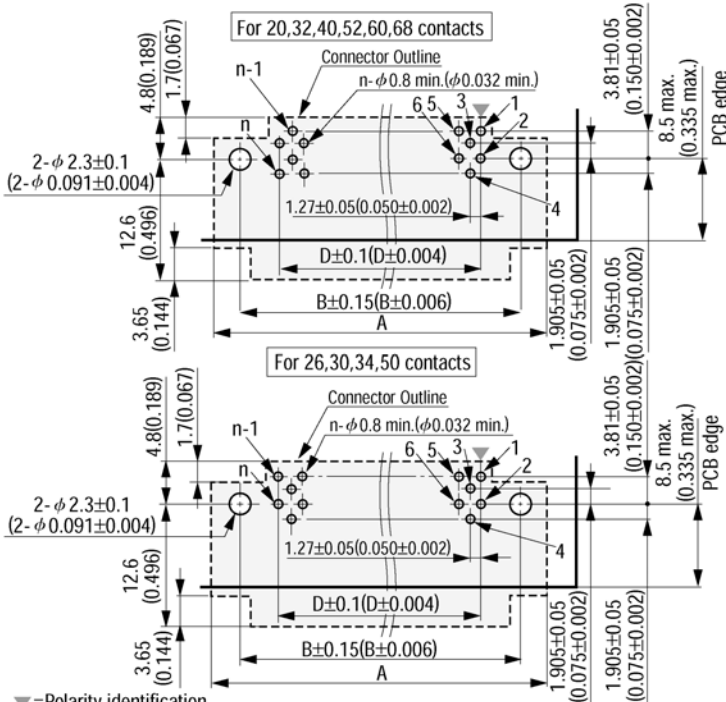


Right Angle Plug with Retention Clips

Right Angle Plug without Retention Clips

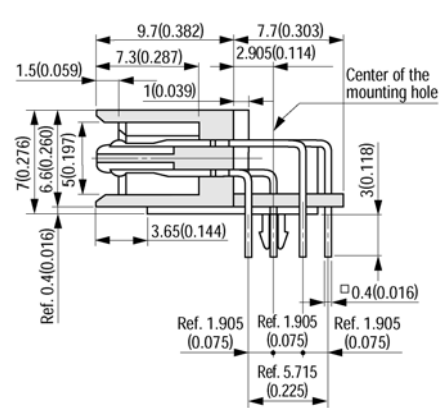


Printed Circuit Board Layout (Component Side View)



▼ = Polarity identification  
 Recommended PCB Thickness  $t = 1.6 \pm 0.19(0.063 \pm 0.007)$   
 "n" is number of contacts.

X-X' Cross Section



TS-1162-05  
 Sheet 3 of 3

## Important Notice

All statements, technical information, and recommendations related to 3M's products are based on information believed to be reliable, but the accuracy or completeness is not guaranteed. Before using this product, you must evaluate it and determine if it is suitable for your intended application. You assume all risks and liability associated with such use. Any statements related to the product which are not contained in 3M's current publications, or any contrary statements contained on your purchase order shall have no force or effect unless expressly agreed upon, in writing, by an authorized officer of 3M.



### 3M Electronics

6801 River Place Blvd.  
Austin, TX 78726-9000  
800/225-5373  
[www.3M.com/electronics](http://www.3M.com/electronics)

## Warranty; Limited Remedy; Limited Liability.

This product will be free from defects in material and manufacture for a period of one (1) year from the time of purchase. **3M MAKES NO OTHER WARRANTIES INCLUDING, BUT NOT LIMITED TO, ANY IMPLIED WARRANTY OF MERCHANTABILITY OR FITNESS FOR A PARTICULAR PURPOSE.** If this product is defective within the warranty period stated above, your exclusive remedy shall be, at 3M's option, to replace or repair the 3M product or refund the purchase price of the 3M product. **Except where prohibited by law, 3M will not be liable for any indirect, special, incidental or consequential loss or damage arising from this 3M product, regardless of the legal theory asserted.**



Minimum 10%  
Post-Consumer Fiber

Printed in USA.

© 3M 2006

## X-ON Electronics

Largest Supplier of Electrical and Electronic Components

*Click to view similar products for [Board to Board & Mezzanine Connectors](#) category:*

*Click to view products by [3M](#) manufacturer:*

Other Similar products are found below :

[10135583-642402LF](#) [89885-310LF](#) [589158040000018](#) [6-1393048-0](#) [68683-613](#) [MDF7-12DP-2.54DSA](#) [MDF7-18P-2.54DSA\(01\)](#) [MDF7-20DP-2.54DSA](#) [MDF7-26D-2.54DSA\(55\)](#) [MDF7-3P-2.54DSA\(01\)](#) [MDF7B-3P-2.54DSA\(55\)](#) [MDF7C-11P-2.54DSA\(55\)](#) [MDF7C-18P-2.54DSA\(55\)](#) [MDF7C-5P-2.54DSA\(01\)](#) [MDF7P-5P-2.54DSA\(55\)](#) [75234-0516](#) [FCN-230C068-11](#) [FCN-268F012-G/BD](#) [FCN-268F036-G/BD](#) [FCN-268M012-G/0D](#) [FCN-268M024-G/1D](#) [FCN-360C008-C](#) [FCN-360C040-C](#) [FCN-723J004/1](#) [MIS-048-01-F-D-DP-K](#) [832-10-034-10-001000](#) [93696-325LF](#) [11828-1FA](#) [AXK630345P](#) [18097-0013](#) [ICA-328STT](#) [2007042-2](#) [304400-2](#) [FCN-214Q030-G/0](#) [FCN-215Q040-G/0](#) [FCN-230C068-ESA](#) [FCN-234P048-G/0](#) [FCN-235D050-G/C](#) [FCN-360A3](#) [FCN-360C040-B](#) [210-93-314-41-105000](#) [2-22603-0](#) [379-064-521-202](#) [MDF7-12P-2.54DSA\(01\)](#) [MDF7-16P-2.54DS\(56\)](#) [MDF7-40DP-2.54DSA\(55\)](#) [MDF7-8P-2.54DSA\(55\)](#) [MDF7B-16P-2.54DSA\(55\)](#) [AXG720047](#) [5031084030](#)