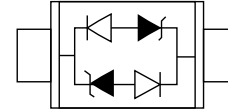


Description

The PTVSLC3D3V3B is a low capacitance transient voltage suppressor for high speed data interface that designed to protect sensitive electronics from damage or latch-up due to ESD lightning, and other voltage induced transient events.

All pins are rated to withstand 15kV ESD pulses using the IEC61000-4-2 air discharge method, which can meet the requirement of level 4.



Feature

- 350W peak pulse power per line ($t_p = 8/20\mu s$)
- SOD-323 package
- Replacement for MLV(0805)
- Bidirectional configurations
- Protects one power or I/O port
- ESD protection > 15kV
- Low clamping voltage
- RoHS compliant
- Transient protection for data lines to IEC61000-4-2(ESD)
±30kV(air), ±30kV(contact); IEC61000-4-4 (EFT) 80A (5/50ns)

Applications

- Ethernet – 10/100/1000 base T
- Cellular phones
- Handheld-wireless systems
- PDAs
- USB interface

Mechanical Characteristics

- Lead finish:100% matte Sn(Tin)
- Mounting position: Any
- Qualified max reflow temperature:260°C
- Pure tin plating: 7 ~ 17 um
- Pin flatness:≤3mil

Maximum Ratings and Thermal Characteristics($T_A=25^\circ C$ unless otherwise noted)

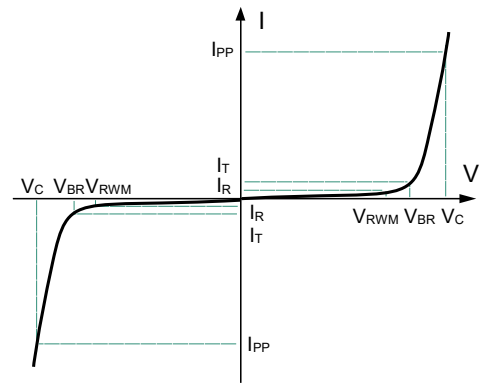
Rating	Symbol	Value	Units
Peak Pulse Power ($t_p=8/20\mu s$)	P_{pp}	350	W
Operating Temperature	T_J	-55 to +150	°C
Storage Temperature	T_{STG}	-55 to +150	°C

Electrical characteristics per line@25°C (unless otherwise specified)

Device	V_{RWM}	I_R @ V_{RWM}	V_{BR} @ 1mA	V_C @ $I_P = 1A$	V_C @ I_{PP}	C_j @ 0V, 1MHz
	(V)	(μA)	(V)	(V)	(V)	(pF)
PTVSLC3D3V3B	3.3	1	4.0	7.0	21@20A	3.5

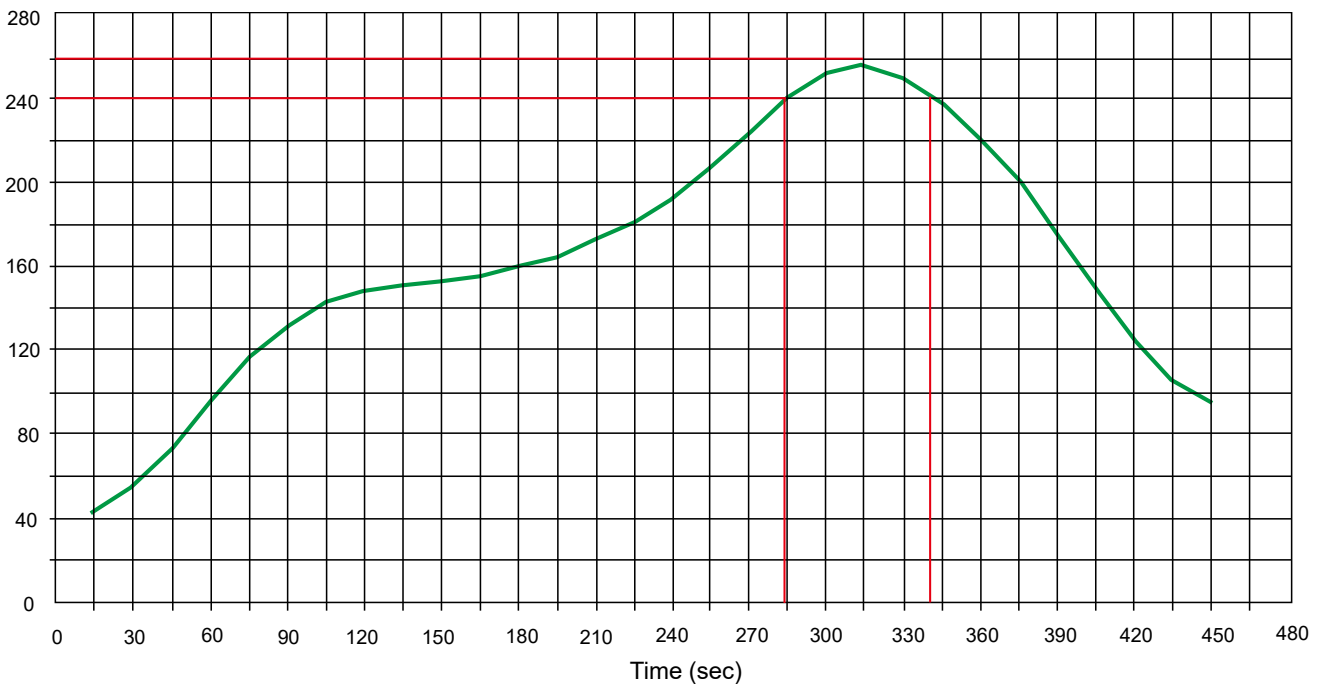
I-V Curve Characteristics

Symbol	Parameter
V_{RWM}	Peak Reverse Working Voltage
I_R	Reverse Leakage Current @ V_{RWM}
V_{BR}	Breakdown Voltage @ I_T
I_T	Test Current
I_{PP}	Maximum Reverse Peak Pulse Current
V_C	Clamping Voltage @ I_{PP}
P_{PP}	Peak Pulse Power
C_J	Junction Capacitance
I_F	Forward Current
V_F	Forward Voltage @ I_F



Solder Reflow Recommendation

Peak Temp=257°C, Ramp Rate=0.802deg. °C/sec



Ratings and Characteristic Curves $T_A=25^\circ\text{C}$ unless otherwise noted

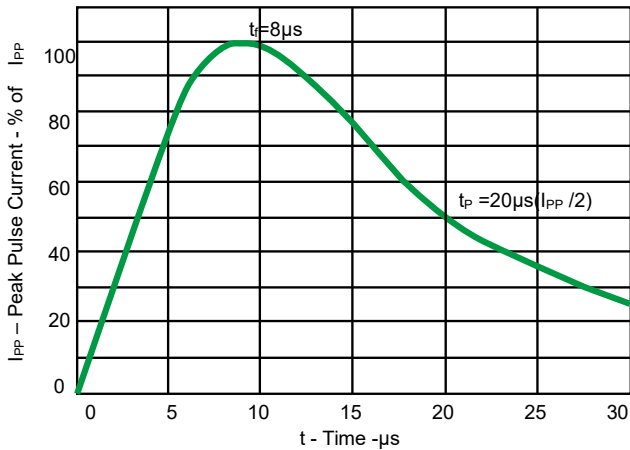


Fig 1. Pulse Waveform

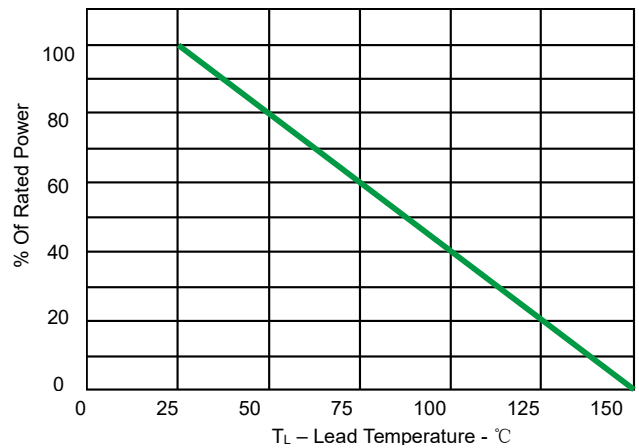


Fig 2. Power Derating Curve

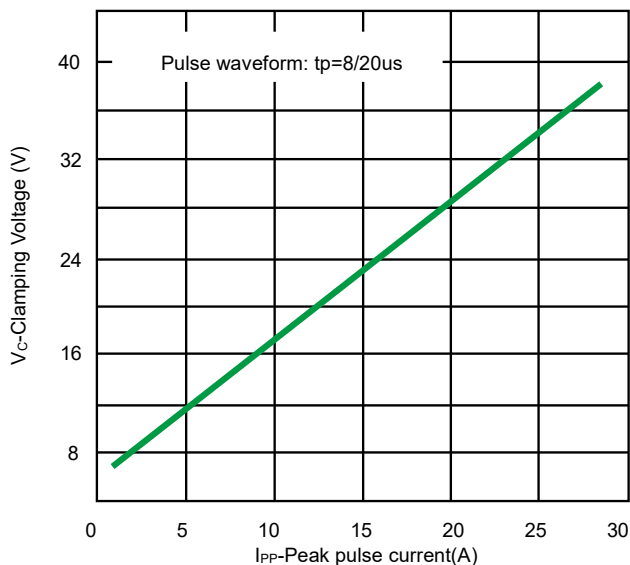


Fig 3. Clamping voltage vs. Peak pulse current

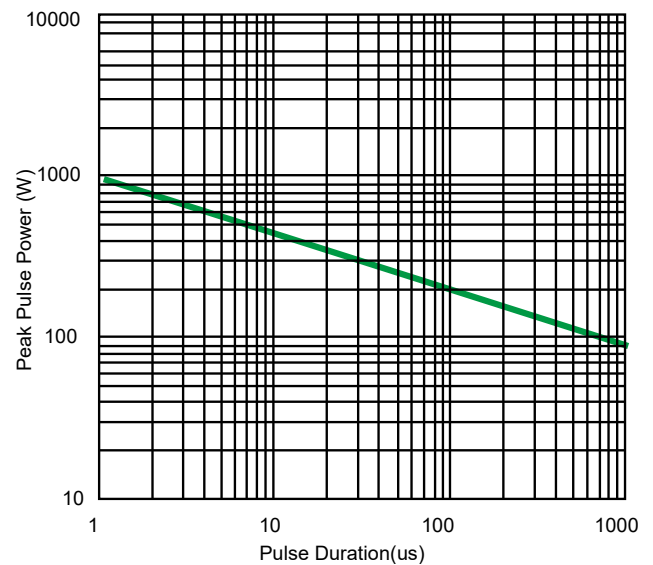


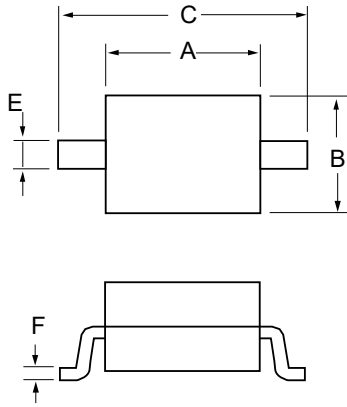
Fig 4. Non Repetitive Peak Pulse Power vs. Pulse time

PCB Design

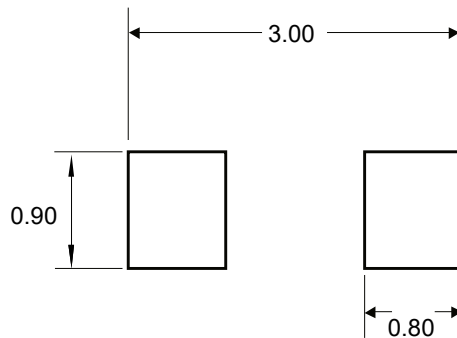
For TVS diodes a low-ohmic and low-inductive path to chassis earth is absolutely mandatory in order to achieve good ESD protection. Novices in the area of ESD protection should take following suggestions to heart:

- Do not use stubs, but place the cathode of the TVS diode directly on the signal trace.
- Do not make false economies and save copper for the ground connection.
- Place via holes to ground as close as possible to the anode of the TVS diode.
- Use as many via holes as possible for the ground connection.
- Keep the length of via holes in mind! The longer the more inductance they will have.

Product dimension (SOD-323)



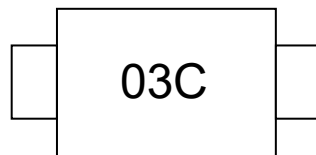
Dim	Inches		Millimeters	
	MIN	MAX	MIN	MAX
A	0.063	0.075	1.60	1.90
B	0.045	0.057	1.15	1.45
C	0.090	0.106	2.30	2.70
D	0.031	0.043	0.80	1.00
E	0.010	0.01	0.25	0.40
F	0.004	0.007	0.09	0.18
H	0.000	0.004	0.00	0.10



Suggested PCB Layout

Unit:mm


Marking information



Ordering information

Device	Package	Reel	Shipping
PTVSLC3D3V3B	SOD-323 (Pb-Free)	7"	3000 / Tape & Reel


IMPORTANT NOTICE

 and **Prisemi**[®] are registered trademarks of **Prisemi Electronics Co., Ltd (Prisemi)** ,Prisemi reserves the right to make changes without further notice to any products herein. Prisemi makes no warranty, representation or guarantee regarding the suitability of its products for any particular purpose, nor does Prisemi assume any liability arising out of the application or use of any product or circuit, and specifically disclaims any and all liability, including without limitation special, consequential or incidental damages. "Typical" parameters which may be provided in Prisemi data sheets and/or specifications can and do vary in different applications and actual performance may vary over time. All operating parameters, including "Typicals" must be validated for each customer application by customer's technical experts. Prisemi does not convey any license under its patent rights nor the rights of others. The products listed in this document are designed to be used with ordinary electronic equipment or devices, Should you intend to use these products with equipment or devices which require an extremely high level of reliability and the malfunction of with would directly endanger human life (such as medical instruments, aerospace machinery, nuclear-reactor controllers, fuel controllers and other safety devices), please be sure to consult with our sales representative in advance.

Website: <http://www.prisemi.com>

For additional information, please contact your local Sales Representative.

©Copyright 2009, Prisemi Electronics

 **Prisemi**[®] is a registered trademark of Prisemi Electronics.

All rights are reserved.

X-ON Electronics

Largest Supplier of Electrical and Electronic Components

Click to view similar products for [ESD Suppressors / TVS Diodes](#) category:

Click to view products by [Prisemi](#) manufacturer:

Other Similar products are found below :

[NTE4902](#) [P4SMAJ15A](#) [P4SMAJ26A](#) [SMAJ400CA-TP](#) [TGL34-47CA](#) [ESDAULC45-1BF4](#) [SM1605E3/TR13](#) [SMF20A-TP](#) [P4SMAJ12A](#)
[CPDUR24V-HF](#) [CPDQC5V0USP-HF](#) [CPDQC5V0-HF](#) [MPLAD30KP45CAE3](#) [MMBZ27VCLQ-7-F](#) [MMAD1108/TR13](#) [MPLAD30KP24A](#)
[ACPDQC5V0R-HF](#) [DFLT170A-7](#) [NTE4900](#) [NTE4926](#) [NTE4938](#) [SMF22A-TP](#) [SMF12A-TP](#) [SLVU2.8-TP](#) [SMLJ6.5CA-TP](#) [SMAJ6.5CA-](#)
[TP](#) [MMAD1108E3/TR13](#) [D5V0M1U2LP3-7](#) [SMAJ400A-TP](#) [AOZ8811DT-03](#) [AOZ8831DI-05](#) [AOZ8831DT-03](#) [SMAJ188CA](#) [3SMC33CA](#)
[BK](#) [CPDQC3V3C-HF](#) [CPDQC12VE-HF](#) [MPLAD30KP170CA](#) [82357120100](#) [5.0SMLJ15CA-TP](#) [5KP18A-TP](#) [P6KE8.2A-TP](#)
[MPLAD30KP43CAE3](#) [SMAJ43A-TP](#) [D5V0F6U8LP33-7](#) [TVS5501V10MUT5G](#) [5.0SMLJ24CA-TP](#) [SMAJ110CA-TP](#) [MPLAD15KP75CAE3](#)
[MMAD1103e3/TR13](#) [DFLT40AQ-7](#)