

**GLASS PASSIVATED BRIDGE RECTIFIERS**

REVERSE VOLTAGE - **400 to 1000** Volts  
FORWARD CURRENT - **25** Amperes

**FEATURES**

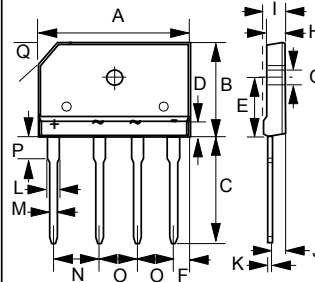
- Rating to 1000V PRV
- Ideal for printed circuit board
- Low forward voltage drop, high current capability.
- Reliable low cost construction utilizing molded plastic technique results in inexpensive product
- The plastic material has UL flammability classification 94V-0
- UL Recognition File # E95060

**ESD Capability:**

**MECHANICAL DATA**

- Polarity : Symbols molded on body
- Weight : 0.23 ounces, 6.6 grams
- Mounting position : Any

**GBJ**



| GBJ                          |             |        |
|------------------------------|-------------|--------|
| DIM.                         | MIN.        | MAX.   |
| A                            | 29.70       | 30.30  |
| B                            | 19.70       | 20.30  |
| C                            | 17.0        | 18.0   |
| D                            | 4.70        | 4.90   |
| E                            | 10.80       | 11.20  |
| F                            | 2.30        | 2.70   |
| G                            | 3.10 ∅      | 3.40 ∅ |
| H                            | 3.40        | 3.80   |
| I                            | 4.40        | 4.80   |
| J                            | 2.50        | 2.90   |
| K                            | 0.60        | 0.80   |
| L                            | 2.00        | 2.40   |
| M                            | 0.90        | 1.10   |
| N                            | 9.80        | 10.20  |
| O                            | 7.30        | 7.70   |
| P                            | 3.80        | 4.20   |
| Q                            | (3.0) x 45° |        |
| All Dimensions in millimeter |             |        |

**MAXIMUM RATINGS AND ELECTRICAL CHARACTERISTICS**

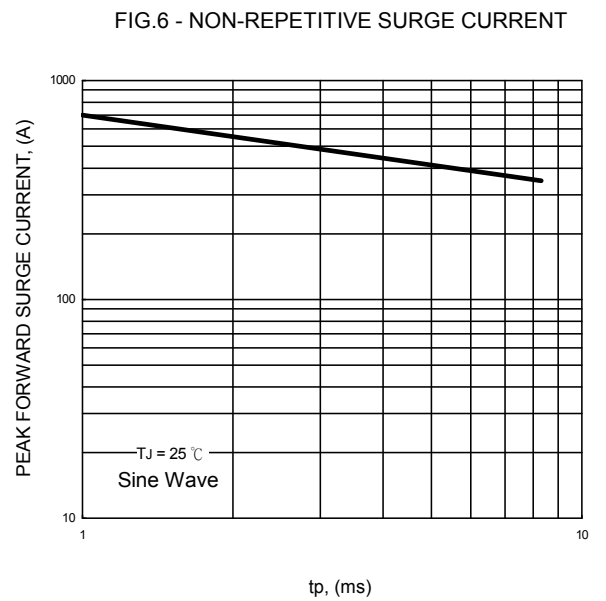
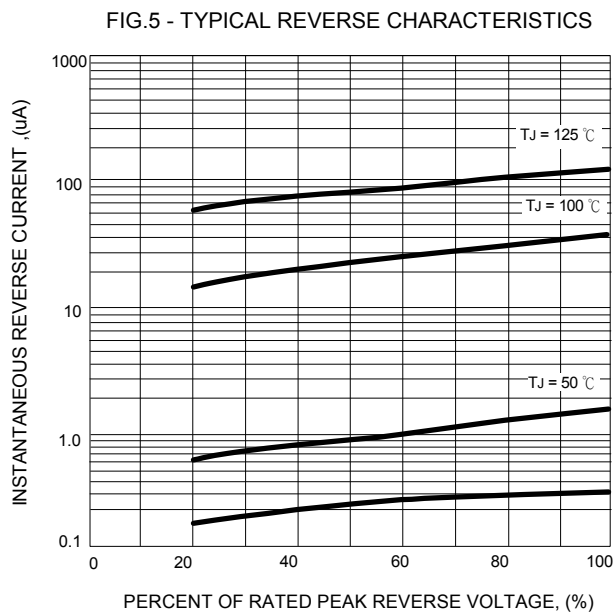
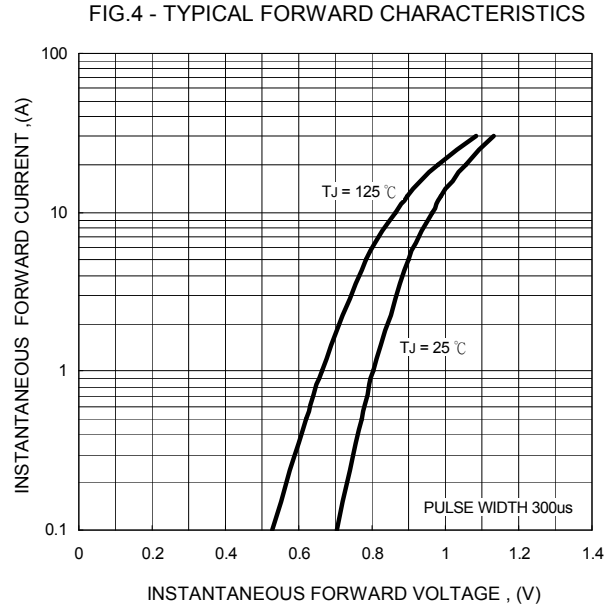
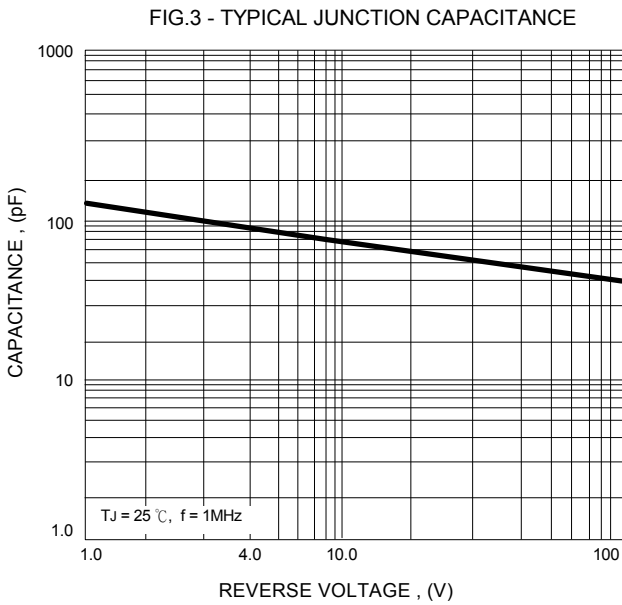
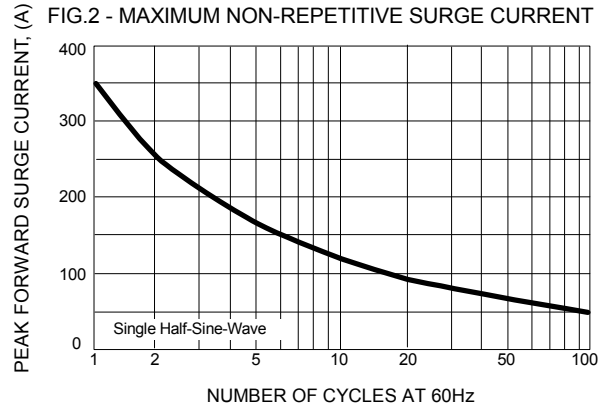
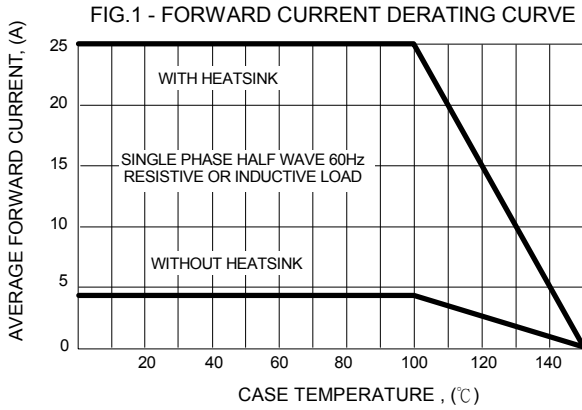
Ratings at 25°C ambient temperature unless otherwise specified.

| CHARACTERISTICS  | SYMBOL            | GBJ 2504    | GBJ 2506 | GBJ 2508 | GBJ 2510 | UNIT             |
|--|-------------------|-------------|----------|----------|----------|------------------|
| Maximum Recurrent Peak Reverse Voltage   | V <sub>RRM</sub>  | 400         | 600      | 800      | 1000     | V                |
| Maximum DC Blocking Voltage  | V <sub>DC</sub>   | 400         | 600      | 800      | 1000     | V                |
| Maximum Average Forward (with heatsink Note 2) Rectified Current @T <sub>c</sub> =100°C (without heatsink) | I <sub>(AV)</sub> | 25<br>4.2   |          |          |          | A                |
| Peak Forward Surge Current single half sine-wave@T <sub>J</sub> =25 °C @8.3ms @1.0ms                       | I <sub>FSM</sub>  | 350<br>700  |          |          |          | A                |
| Maximum forward Voltage at 12.5A DC  | V <sub>F</sub>    | 1.05        |          |          |          | V                |
| Maximum DC Reverse Current at Rated DC Blocking Voltage @T <sub>J</sub> =25 °C @T <sub>J</sub> =125 °C     | I <sub>R</sub>    | 10<br>500   |          |          |          | uA               |
| I <sup>2</sup> t Rating for fusing (t = 8.3ms)   | I <sup>2</sup> t  | 510         |          |          |          | A <sup>2</sup> S |
| Typical Junction Capacitance per element (Note 1)  | C <sub>J</sub>    | 85          |          |          |          | pF               |
| Typical Thermal Resistance (Note 2)  | R <sub>θJC</sub>  | 1.0         |          |          |          | °C/W             |
| Mounting Torque (Recommended torque: 0.5 N.m)  | TOR               | 0.8         |          |          |          | N.m              |
| Operating Temperature Range  | T <sub>J</sub>    | -55 to +150 |          |          |          | °C               |
| Storage Temperature Range  | T <sub>STG</sub>  | -55 to +150 |          |          |          | °C               |

NOTES : 1. Measured at 1.0MHz and applied reverse voltage of 4.0V DC.

2. Device mounted on 250mm x 250mm x 20mm Aluminum Plate Heatsink.

REV. 12, Apr-2019, KBDG06



---

## **Important Notice and Disclaimer**

LSC reserves the right to make changes to this document and its products and specifications at any time without notice. Customers should obtain and confirm the latest product information and specifications before final design, purchase or use.

LSC makes no warranty, representation or guarantee regarding the suitability of its products for any particular purpose, nor does LSC assume any liability for application assistance or customer product design. LSC does not warrant or accept any liability with products which are purchased or used for any unintended or unauthorized application.

No license is granted by implication or otherwise under any intellectual property rights of LSC.

LSC products are not authorized for use as critical components in life support devices or systems without express written approval of LSC.

## X-ON Electronics

Largest Supplier of Electrical and Electronic Components

*Click to view similar products for [Bridge Rectifiers](#) category:*

*Click to view products by [Lite-On](#) manufacturer:*

Other Similar products are found below :

[G3SBA60-E351](#) [GBJ1504-BP](#) [GBU10B-BP](#) [GBU15J-BP](#) [GBU15K-BP](#) [GBU4A-BP](#) [GBU4D-BP](#) [GBU6B-E3/45](#) [GSIB680-E3/45](#) [DB101-BP](#) [DF10SA-E345](#) [RMB2S](#) [RCG](#) [APT30DF100HJ](#) [APT60DF20HJ](#) [B2S-E3/80](#) [BU1506-E351](#) [BU15085S-E345](#) [BU1508-E3/45](#) [BU1510-E3/45](#) [RS404GL-BP](#) [RS405GL-BP](#) [G3SBA20-E3/51](#) [G5SBA20-E3/51](#) [G5SBA60-E3/51](#) [GBJ1502-BP](#) [GBL02-E351](#) [GBL10-E3/45](#) [GBU10J-BP](#) [GBU4J-BP](#) [GBU4K-BP](#) [GBU8B-E3/45](#) [GBU8D-BP](#) [GBU8J-BP](#) [GSIB1520-E3/45](#) [MB1510](#) [MB352W](#) [MB6M-G](#) [B2M-E345](#) [B40C7000A](#) [B500C7000A](#) [MP5010W-BP](#) [MP501W-BP](#) [MP502-BP](#) [BR1005-BP](#) [BR101-BP](#) [BU1006-E345](#) [BU12065S-E3/45](#) [BU1508-E3/51](#) [BU2006-E3/45](#) [BU2008-E345](#)