



DATA SHEET

SB1020FCT~SB10150FCT

ISOLATION SCHOTTKY BARRIER RECTIFIERS

VOLTAGE 20 to 150 Volts **CURRENT** 10 Amperes

ITO-220AB Unit : inch (mm)

FEATURES

- Plastic package has Underwriters Laboratory Flammability Classification 94V-O. Flame Retardant Epoxy Molding Compound.
- Exceeds environmental standards of MIL-S-19500/228
- Low power loss, high efficiency.
- Low forward voltage, high current capability
- High surge capacity.
- For use in low voltage, high frequency inverters free wheeling, and polarity protection applications.
- Pb free product are available : 99% Sn above can meet Rohs environment substance directive request

MECHANICAL DATA

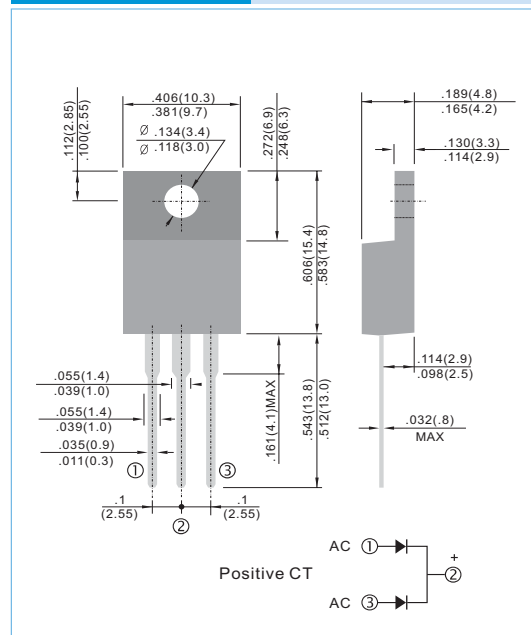
Case: ITO-220AB Molded plastic

Terminals: Solder plated, solderable per MIL-STD-202G, Method 208

Polarity: As marked.

Standard packaging: Any

Weight: 0.08 ounces, 2.24grams.



MAXIMUM RATINGS AND ELECTRICAL CHARACTERISTICS

Ratings at 25°C ambient temperature unless otherwise specified. Single phase, half wave, 60 Hz, resistive or inductive load.

For capacitive load, derate current by 20%

PARAMETER	SYMBOL	SB1020 FCT	SB1030 FCT	SB1040 FCT	SB1045 FCT	SB1050 FCT	SB1060 FCT	SB1080 FCT	SB10100 FCT	SB10150 FCT	UNITS	
Maximum Recurrent Peak Reverse Voltage	V _{RRM}	20	30	40	45	50	60	80	100	150	V	
Maximum RMS Voltage	V _{RMS}	14	21	28	31.5	35	42	56	70	105	V	
Maximum DC Blocking Voltage	V _{DC}	20	30	40	45	50	60	80	100	150	V	
Maximum Average Forward Current .375"(9.5mm) lead length at T _c =100°C	I _{AV}	10									A	
Peak Forward Surge Current :8.3ms single half sine-wave superimposed on rated load(JEDEC method)	I _{FSM}	150									A	
Maximum Forward Voltage at 5.0A, per leg	V _F	0.55			0.75			0.85		0.92	V	
Maximum DC Reverse Current TA=25°C at Rated DC Blocking Voltage TA=100°C	I _R	0.5					50					mA
Typical Thermal Resistance	R _{θJC}	3.0										°C / W
Operating Junction and Storage Temperature Range	T _J , T _{STG}	-50 TO +125									°C	

NOTES:

Both Bonding and Chip structure are available.



RATING AND CHARACTERISTIC CURVES

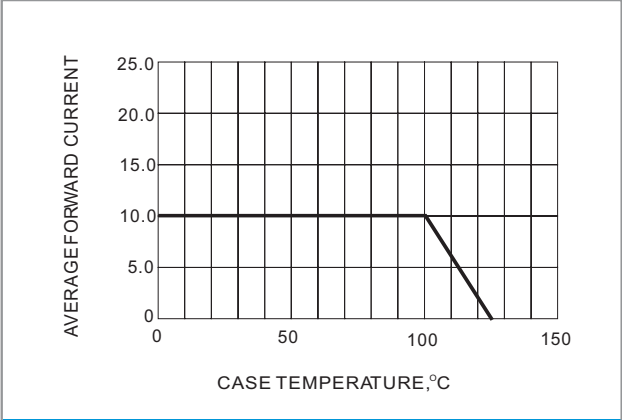


Fig. 1- FORWARD CURRENT DERATING CURVE

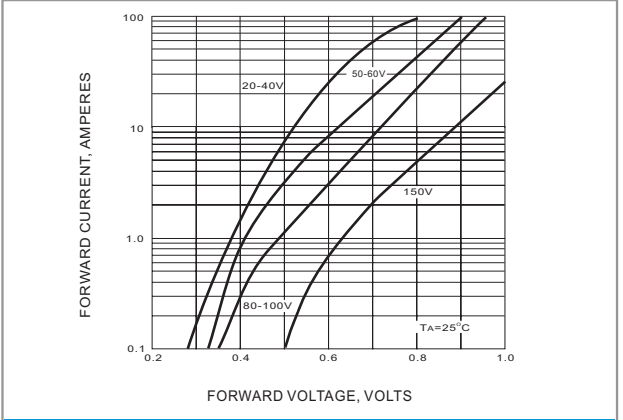


Fig. 2- TYPICAL INSTANTANEOUS FORWARD CHARACTERISTIC

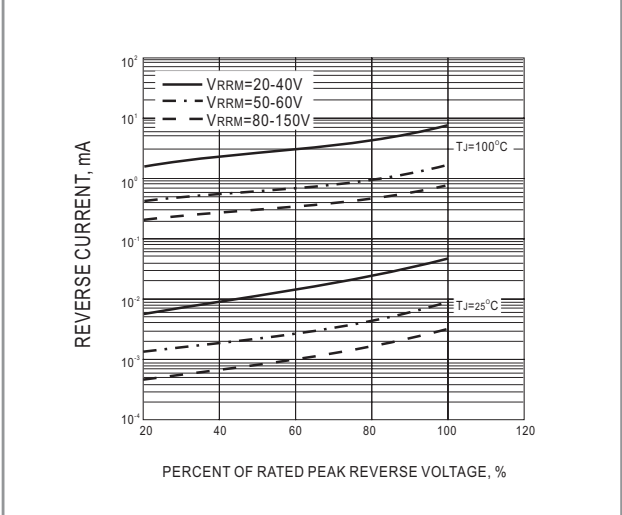


Fig. 3- TYPICAL REVERSE CHARACTERISTIC

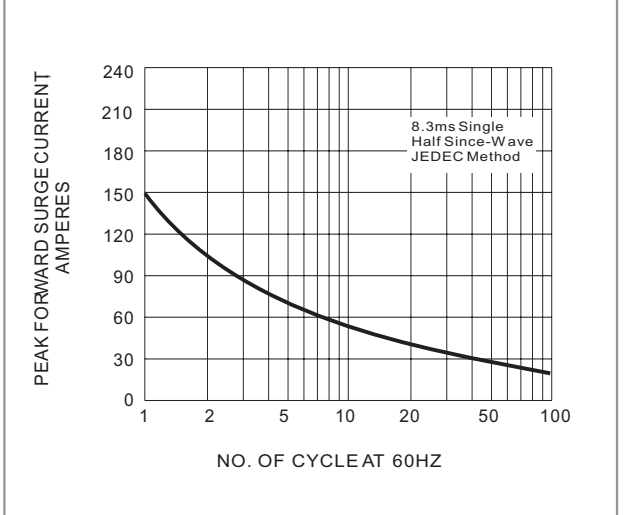


Fig. 4- TMAXIMUM NON - REPETITIVE SURGE CURRENT

X-ON Electronics

Largest Supplier of Electrical and Electronic Components

Click to view similar products for [Schottky Diodes & Rectifiers](#) category:

Click to view products by [Panjit](#) manufacturer:

Other Similar products are found below :

[CUS06\(Te85L,Q,M\)](#) [MA4E2039](#) [D1FH3-5063](#) [MBR0530L-TP](#) [MBR10100CT-BP](#) [MBR30H100MFST1G](#) [MMBD301M3T5G](#) [PMAD1103-LF](#) [PMAD1108-LF](#) [RB160M-50TR](#) [RB520S-30](#) [RB551V-30](#) [DD350N18K](#) [DZ435N40K](#) [DZ600N16K](#) [BAS16E6433HTMA1](#) [BAS 3010S-02LRH E6327](#) [BAT 54-02LRH E6327](#) [IDL02G65C5XUMA1](#) [NSR05F40QNXT5G](#) [JANS1N6640](#) [SB07-03C-TB-H](#) [SB1003M3-TL-W](#) [SBAT54CWT1G](#) [SK32A-LTP](#) [SK33A-TP](#) [SK34A-TP](#) [SK34B-TP](#) [SMD1200PL-TP](#) [ACDBN160-HF](#) [SS3003CH-TL-E](#) [STPS30S45CW](#) [PDS3100Q-7](#) [GA01SHT18](#) [CRS10I30A\(Te85L,QM\)](#) [MA4E2501L-1290](#) [MBR1240MFST1G](#) [MBRB30H30CT-1G](#) [BAS28E6433HTMA1](#) [BAS 70-02L E6327](#) [HSB123JTR-E](#) [JANTX1N5712-1](#) [VS-STPS40L45CW-N3](#) [DD350N12K](#) [SB007-03C-TB-E](#) [SK110-LTP](#) [SK154-TP](#) [SK32A-TP](#) [SK33B-TP](#) [SK35A-TP](#)