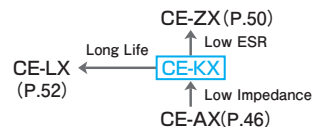


CE-KX Series

Low Impedance



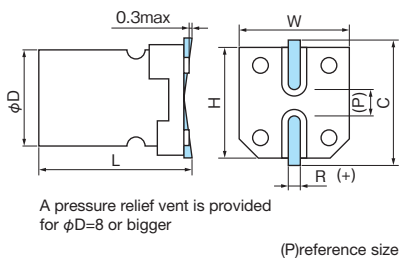
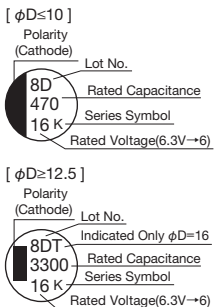
- 10 to 20% less impedance than CE-AX series at high frequencies.
- 105°C 1,000 to 2,000hours • Solvent proof (within 2 minutes)



Specifications

Items	Condition	Specifications									
Rated voltage (V)	—	6.3	10	16	25	35	50	63	80	100	
Surge voltage (V)	Room temperature	8.0	13	20	32	44	63	79	100	125	
Category temperature range (°C)	—	-55 to +105									
Capacitance tolerance (%)	120Hz/20°C	M : ±20									
Dissipation Factor (tan δ)	tan δ (max) 120Hz/20°C	φ4 to φ6.3	0.24	0.20	0.16	0.14	0.12	0.12	0.10	0.08	0.07
		φ8 to φ16	0.28	0.24	0.20	0.16	0.14	0.14	0.12	0.10	0.08
Leakage current (LC)	μA/after 2minutes (max)	Exceeding 1,000μF, +0.02 every 1,000μF									
Impedance ratio at low temperature	Based on the value at 120Hz, +20°C	-40°C Z/Z _{20°C}	3	2	2	2	2	2	2	2	2
		-55°C Z/Z _{20°C}	5	4	4	3	3	3	3	3	3
Endurance	105°C rated voltage applied (With the rated ripple current)	Test	φ4 to φ6.3 : 1,000hours, φ8 to φ16 : 2,000hours								
		ΔC/C	Within ±25% of the initial value								
		tan δ	Less than 200% of the specified value								
		LC	Less than the specified value								

Marking, Dimensions



(Unit : mm)

D ^{±0.5}	L ^{±0.3}	W ^{±0.2}	H ^{±0.2}	C ^{±0.2}	R	P
4	6.0	4.3	4.3	5.0	0.5 to 0.8	1.0
5	6.0	5.3	5.3	6.0	0.5 to 0.8	1.4
6.3	6.0	6.6	6.6	7.3	0.5 to 0.8	2.2
6.3	7.7	6.6	6.6	7.3	0.5 to 0.8	2.2
8	10.2	8.3	8.3	9.0	0.7 to 1.0	3.2
10	10.2	10.3	10.3	11.0	1.0 to 1.4	4.6
12.5	13.5 ^{±0.5}	12.8	12.8	13.5	1.0 to 1.4	4.6
16	16.5 ^{±0.5}	16.3	16.3	17.3	1.7 to 2.1	7.0

■ Size, Impedance, Rated Ripple Current

μF	V	6.3			10			16			25			35		
		4.7													4x6.0	1.45
10											4x6.0	1.45	90	5x6.0	0.70	170
15								4x6.0	1.45	90	5x6.0	0.70	170	5x6.0	0.70	170
22					4x6.0	1.45	90	5x6.0	0.70	170	5x6.0	0.70	170	5x6.0	0.70	170
27		4x6.0	1.45	90												
33		→			5x6.0	0.70	170	→			6.3x6.0	0.39	250	6.3x6.0	0.39	250
47		5x6.0	0.70	170	→			6.3x6.0	0.39	250	6.3x6.0	0.39	250	6.3x6.0	0.39	250
56		5x6.0	0.70	170							6.3x6.0	0.39	250			
68		→			6.3x6.0	0.39	250	6.3x6.0	0.39	250	6.3x6.0	0.39	250	6.3x7.7	0.30	300
100		6.3x6.0	0.39	250	→			6.3x6.0	0.39	250	6.3x7.7	0.30	300	8x10.2	0.15	600
150		6.3x6.0	0.39	250	6.3x6.0	0.39	250	6.3x7.7	0.30	300	8x10.2	0.15	600	8x10.2	0.15	600
220		6.3x6.0	0.39	250	6.3x7.7	0.30	300	6.3x7.7	0.30	300	8x10.2	0.15	600	8x10.2	0.15	600
330		6.3x7.7	0.30	300	8x10.2	0.15	600	8x10.2	0.15	600	8x10.2	0.15	600	10x10.2	0.080	850
470		8x10.2	0.15	600	8x10.2	0.15	600	8x10.2	0.15	600	10x10.2	0.080	850	12.5x13.5	0.058	1150
680		8x10.2	0.15	600	→			10x10.2	0.080	850				12.5x13.5	0.058	1150
1000		8x10.2	0.15	600	10x10.2	0.080	850				12.5x13.5	0.058	1150	16x16.5	0.035	1800
1500		10x10.2	0.080	850				12.5x13.5	0.058	1150				16x16.5	0.035	1800
2200					12.5x13.5	0.058	1150				16x16.5	0.035	1800			
3300		12.5x13.5	0.058	1150				16x16.5	0.035	1800						
4700					16x16.5	0.035	1800									
6800		16x16.5	0.035	1800												

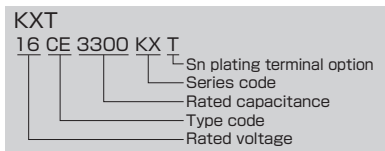
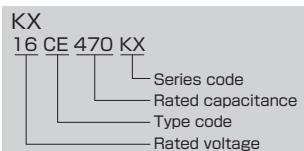
μF	V	50			63			80			100		
		2.2										6.3x6.0	2.70
3.3											6.3x6.0	2.40	45
4.7		4x6.0	2.55	64	5x6.0	2.00	55	6.3x6.0	2.40	45	6.3x6.0	2.40	45
10		6.3x6.0	0.52	215	6.3x6.0	1.00	90	6.3x7.7	2.00	65	6.3x7.7	2.00	65
22		6.3x6.0	0.52	215	6.3x7.7	0.80	135	8x10.2	0.90	140	8x10.2	0.90	140
33		6.3x7.7	0.44	243	8x10.2	0.35	280	8x10.2	0.90	140	10x10.2	0.50	220
47		6.3x7.7	0.44	243	8x10.2	0.35	280	10x10.2	0.50	220	12.5x13.5	0.24	500
68					8x10.2	0.35	280	12.5x13.5	0.24	500	12.5x13.5	0.24	500
100		8x10.2	0.22	400	10x10.2	0.20	480	12.5x13.5	0.24	500	16x16.5	0.14	800
150								12.5x13.5	0.24	500	16x16.5	0.14	800
220		10x10.2	0.13	585	12.5x13.5	0.14	800						
330		12.5x13.5	0.10	800				16x16.5	0.14	800			
470					16x16.5	0.065	1410						
1000		16x16.5	0.060	1610									

→Please use the higher voltage model in the next.
Please refer to page 14 for ripple current frequency coefficients.

Case size:φDxL(mm)
16x16.5:CE-KXT

Rated ripple current
mA rms(100kHz, 105°C)
Impedance(Ω)
max at 100kHz, 20°C

■ Part number



- Aluminum Electrolytic Capacitors
- Surface Mount Type
- CE-BE
 - CE-BD
 - CE-BS
 - CE-BSS
 - CE-FE
 - CE-LD
 - CE-FSS
 - CE-FS
 - CE-FS(High Voltage)
 - CE-FH
 - CE-AX
 - CE-KX**
 - CE-ZX
 - CE-ZC
 - CE-LX
 - CE-GA
 - CE-LS
 - CE-LH
 - CE-LH(High Voltage)
 - CE-LL
 - CE-LF **NEW**
 - CE-PC
 - CE-PH
 - CE-PS
 - CE-PF
 - CE-TH
 - CE-JX
 - CE-NP
 - CE-FN

X-ON Electronics

Largest Supplier of Electrical and Electronic Components

Click to view similar products for [Aluminium Electrolytic Capacitors - SMD category](#):

Click to view products by [SUN manufacturer](#):

Other Similar products are found below :

[GA0402A270FXBAC31G](#) [RVB-50V330MG10UQ-R](#) [RVJ-50V101MH10U-R](#) [RVZ-35V151MH10U-R2](#) [RC0J226M04005VR](#)
[RC0J476M05005VR](#) [RC1A227M08010VR](#) [RC1C226M05005VR](#) [RC1C476M6L005VR](#) [RC1E107M6L07KVR](#) [RC1E336M6L005VR](#)
[RC1H106M6L005VR](#) [RC1H475M05005VR](#) [RC1V227M10010VR](#) [RC1V476M6L006VR](#) [50SEV1M4X5.5](#) [TYEH1A336E55MTR](#)
[TYEH1H106F55MTR](#) [TYEH1V106E55MTR](#) [35SEV47M6.3X8](#) [35SGV220M10X10.5](#) [VES2R2M1HTR-0405](#) [VZH102M1ATR-1010](#)
[50SEV10M6.3X5.5](#) [50SGV1M4X6.1](#) [SC1C476M05005VR](#) [SC1E107M0806BVR](#) [SC1E227M08010VR](#) [SC1H106M05005VR](#)
[SC1H106M6L005VR](#) [SC1H227M10010VR](#) [SC1H335M04005VR](#) [CE4.7/50-SMD](#) [VEJ4R7M1VTR-0406](#) [VZH331M1ETR-0810](#)
[VES101M1CTR-0605](#) [TYEH1H475E55MTR](#) [6.3SEV22M4X5.5](#) [6.3SEV47M4X5.5](#) [EEEFK1H151GP](#) [EEEFK1A681GP](#) [EEE0GA471XP](#)
[EEEFK1V151GP](#) [RC1V107M6L07KVR](#) [VZH101M1VTR-0810](#) [VE010M1HTR-0405](#) [GYA1V151MCQ1GS](#) [EEH-ZC1J680P](#) [EEH-](#)
[ZK1V181P](#) [GYA1V271MCQ1GS](#)