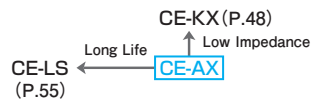


CE-AX Series

Low Impedance



- 105°C 1,000 to 2,000hours
- Solvent proof (within 2 minutes)

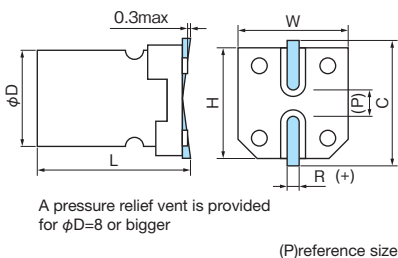
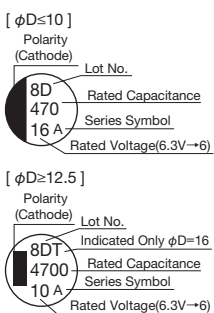


Specifications

Items	Condition	Specifications						
Rated voltage (V)	—	6.3	10	16	25	35	50	
Surge voltage (V)	Room temperature	8.0	13	20	32	44	63	
Category temperature range (°C)	—	-55 to +105						
Capacitance tolerance (%)	120Hz/20°C	M : ±20						
Dissipation Factor (tan δ)	tan δ (max) 120Hz/20°C	φ4 to φ6.3	0.24	0.20	0.16	0.14	0.12	0.12
		φ8 to φ16	0.28	0.24	0.20	0.16	0.14	0.14
Leakage current (LC)	μA/after 2minutes (max)	Exceeding 1,000μF, +0.02 every 1,000μF						
Impedance ratio at low temperature	Based on the value at 120Hz, +20°C	-40°C Z/Z _{20°C}	3	2	2	2	2	2
		-55°C Z/Z _{20°C}	5	4	4	3	3	3
Endurance	105°C rated voltage applied (With the rated ripple current)	Test	φ4 to φ6.3, φ10 × 7.7 : 1,000hours, φ8 to φ16 : 2,000hours					
		ΔC/C	Within ±25% of the initial value					
		tan δ	Less than 200% of the specified value					
		LC	Less than the specified value					

Marking, Dimensions

(Unit : mm)



D ^{±0.5}	L ^{±0.3}	W ^{±0.2}	H ^{±0.2}	C ^{±0.2}	R	P
4	6.0	4.3	4.3	5.0	0.5 to 0.8	1.0
5	6.0	5.3	5.3	6.0	0.5 to 0.8	1.4
6.3	6.0	6.6	6.6	7.3	0.5 to 0.8	2.2
6.3	7.7	6.6	6.6	7.3	0.5 to 0.8	2.2
8	10.2	8.3	8.3	9.0	0.7 to 1.0	3.2
10	7.7	10.3	10.3	11.0	1.0 to 1.4	4.6
10	10.2	10.3	10.3	11.0	1.0 to 1.4	4.6
12.5	13.5 ^{±0.5}	12.8	12.8	13.5	1.0 to 1.4	4.6
16	16.5 ^{±0.5}	16.3	16.3	17.3	1.7 to 2.1	7.0

 Surface Mount Type
Aluminum Electrolytic Capacitors

- CE-BE
- CE-BD
- CE-BS
- CE-BSS
- CE-FE
- CE-LD
- CE-FSS
- CE-FS
- CE-FS(High Voltage)
- CE-FH
- CE-AX**
- CE-KX
- CE-ZX
- CE-ZC
- CE-LX
- CE-GA
- CE-LS
- CE-LH
- CE-LH(High Voltage)
- CE-LL
- NEW** CE-LF
- CE-PC
- CE-PH
- CE-PS
- CE-PF
- CE-TH
- CE-JX
- CE-NP
- CE-FN

■ Size, Impedance, Rated Ripple Current

μF \n V	6.3			10			16			25			35			50		
4.7													4x6.0	1.80	80	4x6.0	2.90	60
10										4x6.0	1.80	80	5x6.0	0.76	150	6.3x6.0	0.88	165
15							4x6.0	1.80	80	5x6.0	0.76	150	5x6.0	0.76	150			
22				4x6.0	1.80	80	5x6.0	0.76	150	5x6.0	0.76	150	5x6.0	0.76	150	6.3x6.0	0.88	165
27	4x6.0	1.80	80															
33	→			5x6.0	0.76	150	→			6.3x6.0	0.44	230	6.3x6.0	0.44	230	6.3x7.7	0.68	195
47	5x6.0	0.76	150	→			6.3x6.0	0.44	230	6.3x6.0	0.44	230	6.3x6.0	0.44	230	6.3x7.7	0.68	195
56	5x6.0	0.76	150							6.3x6.0	0.44	230						
68	→			6.3x6.0	0.44	230	6.3x6.0	0.44	230	6.3x6.0	0.44	230	6.3x7.7	0.34	280			
100	6.3x6.0	0.44	230	→			6.3x6.0	0.44	230	6.3x7.7	0.34	280	8x10.2	0.17	450	8x10.2	0.39	300
150	6.3x6.0	0.44	230	6.3x6.0	0.44	230	6.3x7.7	0.34	280	8x10.2	0.17	450	8x10.2	0.17	450	10x10.2	0.21	450
										→			10x7.7	0.17	450			
220	6.3x6.0	0.44	230	6.3x7.7	0.34	280	6.3x7.7	0.34	280	8x10.2	0.17	450	8x10.2	0.17	450	10x10.2	0.21	450
										10x7.7	0.17	450						
330	6.3x7.7	0.34	280	8x10.2	0.17	450	8x10.2	0.17	450	8x10.2	0.17	450	10x10.2	0.090	670	12.5x13.5	0.14	620
				→			10x7.7	0.17	450									
390																12.5x13.5	0.14	620
470	8x10.2	0.17	450	8x10.2	0.17	450	8x10.2	0.17	450	10x10.2	0.090	670	12.5x13.5	0.066	900			
				10x7.7	0.17	450												
680	8x10.2	0.17	450	→			10x10.2	0.090	670				12.5x13.5	0.066	900			
	10x7.7	0.17	450															
1000	8x10.2	0.17	450	10x10.2	0.090	670				12.5x13.5	0.066	900				16x16.5	0.078	790
1500	10x10.2	0.090	670				12.5x13.5	0.066	900				16x16.5	0.052	1250			
2200				12.5x13.5	0.066	900				16x16.5	0.052	1250						
3300	12.5x13.5	0.066	900				16x16.5	0.052	1250									
4700				16x16.5	0.052	1250												
6800	16x16.5	0.052	1250															

→Please use the higher voltage model in the next. Please refer to page 14 for ripple current frequency coefficients.

Case size: ϕ DxL (mm)
10x7.7:CE-AXA
16x16.5:CE-AXT

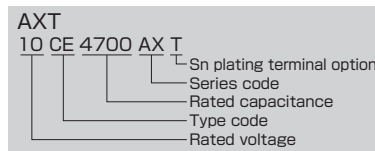
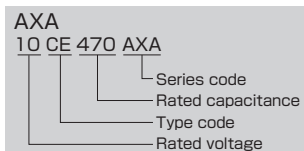
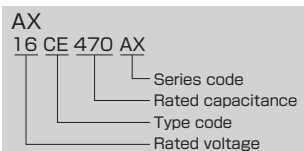
Rated ripple current
mArms(100kHz, 105°C)
Impedance(Ω)
max at 100kHz, 20°C

Aluminum Electrolytic Capacitors

Surface Mount Type

- CE-BE
- CE-BD
- CE-BS
- CE-BSS
- CE-FE
- CE-LD
- CE-FSS
- CE-FS
- CE-FS(High Voltage)
- CE-FH
- CE-AX**
- CE-KX
- CE-ZX
- CE-ZC
- CE-LX
- CE-GA
- CE-LS
- CE-LH
- CE-LH(High Voltage)
- CE-LL
- CE-LF **NEW**
- CE-PC
- CE-PH
- CE-PS
- CE-PF
- CE-TH
- CE-JX
- CE-NP
- CE-FN

■ Part number



X-ON Electronics

Largest Supplier of Electrical and Electronic Components

Click to view similar products for [Aluminium Electrolytic Capacitors - SMD category](#):

Click to view products by [SUN manufacturer](#):

Other Similar products are found below :

[GA0402A270FXBAC31G](#) [RVB-50V330MG10UQ-R](#) [RVJ-50V101MH10U-R](#) [RVZ-35V151MH10U-R2](#) [RC0J226M04005VR](#)
[RC0J476M05005VR](#) [RC1A227M08010VR](#) [RC1C226M05005VR](#) [RC1C476M6L005VR](#) [RC1E107M6L07KVR](#) [RC1E336M6L005VR](#)
[RC1H106M6L005VR](#) [RC1H475M05005VR](#) [RC1V227M10010VR](#) [RC1V476M6L006VR](#) [50SEV1M4X5.5](#) [TYEH1A336E55MTR](#)
[TYEH1H106F55MTR](#) [TYEH1V106E55MTR](#) [35SEV47M6.3X8](#) [35SGV220M10X10.5](#) [VES2R2M1HTR-0405](#) [VZH102M1ATR-1010](#)
[50SEV10M6.3X5.5](#) [50SGV1M4X6.1](#) [SC1C476M05005VR](#) [SC1E107M0806BVR](#) [SC1E227M08010VR](#) [SC1H106M05005VR](#)
[SC1H106M6L005VR](#) [SC1H227M10010VR](#) [SC1H335M04005VR](#) [CE4.7/50-SMD](#) [VEJ4R7M1VTR-0406](#) [VZH331M1ETR-0810](#)
[VES101M1CTR-0605](#) [TYEH1H475E55MTR](#) [6.3SEV22M4X5.5](#) [6.3SEV47M4X5.5](#) [EEEFK1H151GP](#) [EEEFK1A681GP](#) [EEE0GA471XP](#)
[EEEFK1V151GP](#) [RC1V107M6L07KVR](#) [VZH101M1VTR-0810](#) [VE010M1HTR-0405](#) [GYA1V151MCQ1GS](#) [EEH-ZC1J680P](#) [EEH-](#)
[ZK1V181P](#) [GYA1V271MCQ1GS](#)