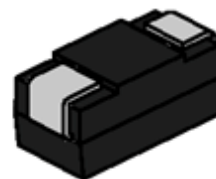




DESCRIPTION:

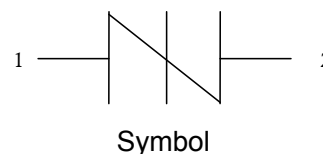
P0080AES\P0080BES\P0080CES are a type of semiconductor component. They are designed in applications: modems, telephones, line cards, answering machines, FAX machines, SLICs, T1/E1, xDSL, PBXs and more.



SMA

FEATURES:

- ✧ Low profile package.
- ✧ Low on-state voltage.
- ✧ Excellent capability of absorbing transient surge.
- ✧ Quick response to surge voltage (ns Level).
- ✧ Eliminates overvoltage caused by fast rising transients.
- ✧ Moisture sensitivity level: Level 1.
- ✧ Non degenerative.

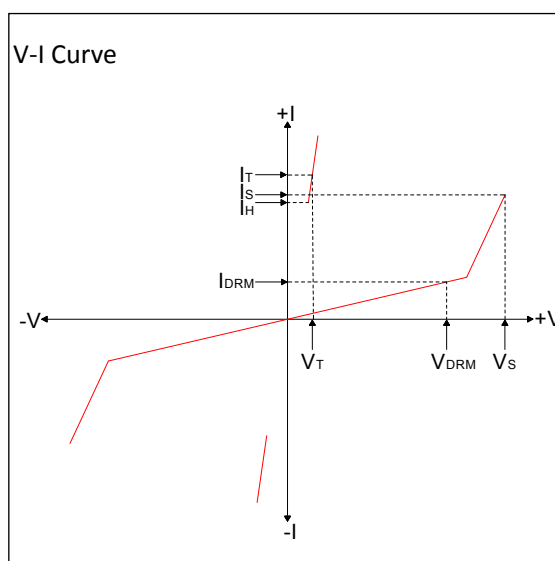


ABSOLUTE MAXIMUM RATINGS($T_A=25^{\circ}\text{C}$, RH=45%-75%, unless otherwise noted)


| Parameter | Symbol | Value | Unit |
|---|-----------|-------------------|--------------------|
| Storage temperature range | T_{STG} | -60 to +150 | $^{\circ}\text{C}$ |
| Operating junction temperature range | T_J | -40 to +125 | $^{\circ}\text{C}$ |
| Repetitive peak pulse current | I_{PP} | See surge ratings | A |
| ESD rating per IEC61000-4-2:Contact&Air | | 15 | KV |

ELECTRICAL CHARACTERISTICS($T_A=25^{\circ}\text{C}$)

| Symbol | Parameter |
|-----------|------------------------|
| V_{DRM} | Peak off-state voltage |
| I_{DRM} | Off-state current |
| V_S | Switching voltage |
| I_S | Switching current |
| V_T | On-state voltage |
| I_T | On-state current |
| I_H | Holding current |
| C_O | Off-state capacitance |



MARKING



P08BE: Device Marking Code
1409: In ninth week, 2014

ELECTRICAL CHARACTERISTICS (T_A=25°C, continued)

| Part Number | I _{DRM} @V _{DRM} | | V _S ^① @I _S | | V _T @ I _T | | I _H | C _O ^② | Marking |
|-------------|------------------------------------|---|---|-----|---------------------------------|-----|----------------|-----------------------------|---------|
| | μA | V | V | mA | V | A | mA | pF | |
| | max | | max | max | max | max | min | max | |
| P0080AES | 1 | 6 | 15 | 800 | 4 | 2.2 | 30 | 80 | P08AE |
| P0080BES | 1 | 6 | 15 | 800 | 4 | 2.2 | 30 | 110 | P08BE |
| P0080CES | 1 | 6 | 15 | 800 | 4 | 2.2 | 30 | 130 | P08CE |

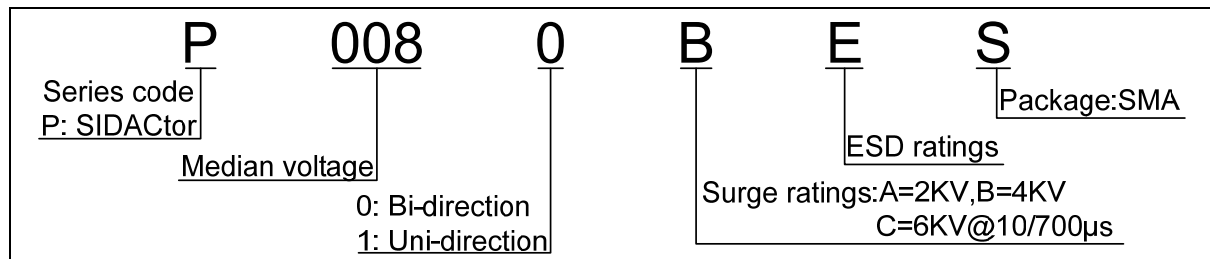
① V_S is measured at 100KV/s

② Off-state capacitance is measured in V_{DC}=2V, V_{RMS}=1V, f=1MHz

SURGE RATINGS

| Series | I _{PP} (A) min | | | |
|--------|-------------------------|--------|----------|-----------|
| | 2×10μs | 8×20μs | 10×360μs | 10×1000μs |
| A | 150 | 150 | 75 | 50 |
| B | 250 | 250 | 125 | 80 |
| C | 400 | 400 | 175 | 100 |

ORDERING INFORMATION



SOLDERING PARAMETERS

| | | |
|---|-----------------------------------|---------------------------------|
| Reflow Condition | | Pb-Free assembly (see FIG.2) |
| Pre Heat | -Temperature Min ($T_{s(min)}$) | +150°C |
| | -Temperature Max($T_{s(max)}$) | +200°C |
| | -Time (Min to Max) (ts) | 60-180 secs. |
| Average ramp up rate (Liquidus Temp (T_L)to peak) | | 3°C/sec. Max |
| $T_{s(max)}$ to T_L - Ramp-up Rate | | 3°C/sec. Max |
| Reflow | -Temperature(T_L) (Liquidus) | +217°C |
| | -Temperature(t_L) | 60-150 secs. |
| Peak Temp (T_p) | | +260(+0/-5)°C |
| Time within 5°C of actual Peak Temp (t_p) | | 30 secs. Max |
| Ramp-down Rate | | 6°C/sec. Max |
| Time 25°C to Peak Temp (T_P) | | 8 min. Max |
| Do not exceed | | +260°C |

FIG.1: tr × td pulse waveform

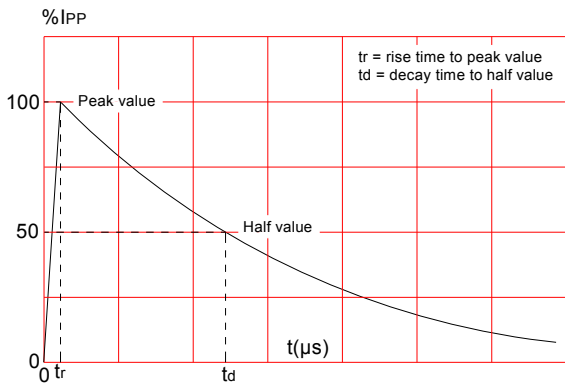


FIG.2: Reflow condition

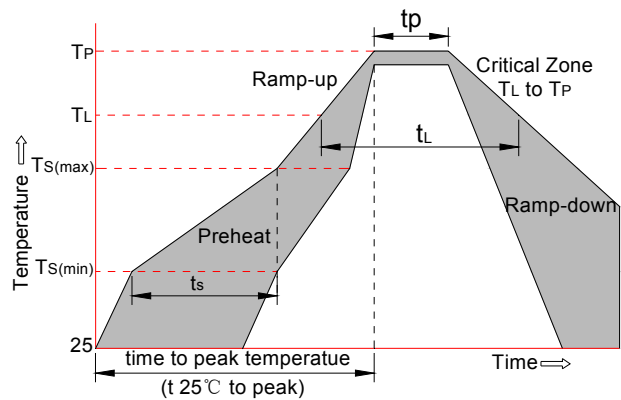


FIG.3: Normalized Vs change vs. junction temperature

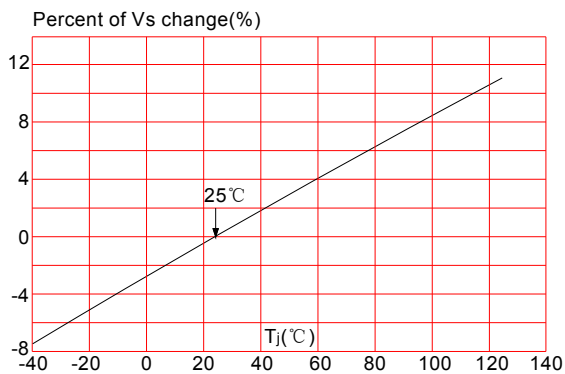
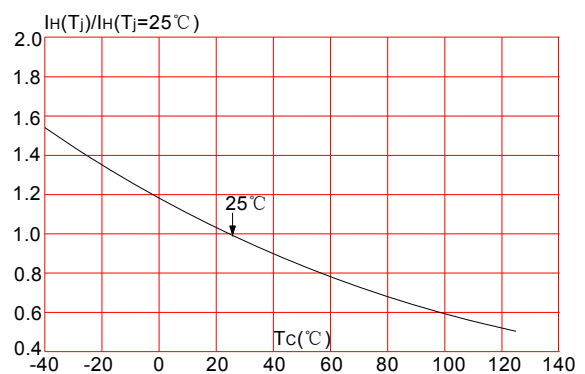
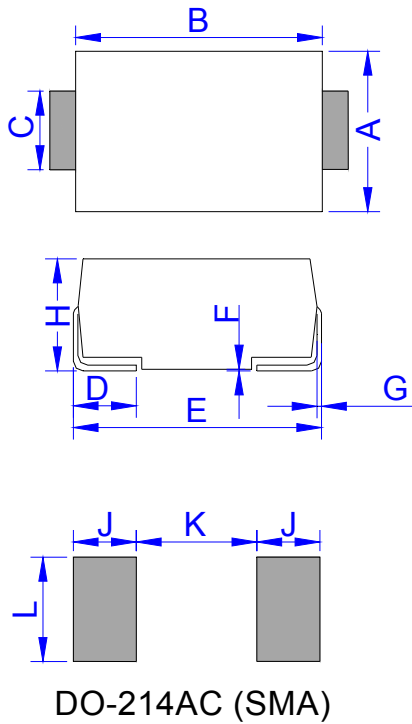


FIG.4: Normalized DC holding current vs. case temperature

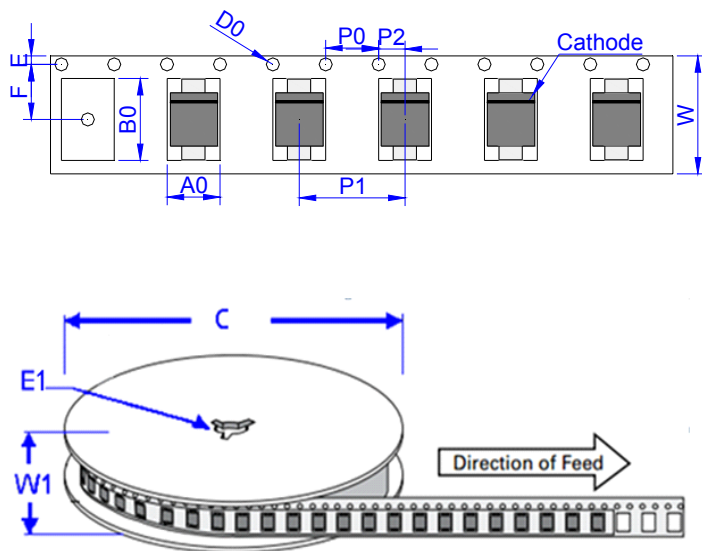


PACKAGE MECHANICAL DATA



| Ref. | Dimensions | | | |
|------|-------------|-------|--------|-------|
| | Millimeters | | Inches | |
| | Min. | Max. | Min. | Max. |
| A | 2.60 | 3.00 | 0.102 | 0.118 |
| B | 4.15 | 4.65 | 0.163 | 0.183 |
| C | 1.25 | 1.65 | 0.049 | 0.065 |
| D | 0.95 | 1.52 | 0.037 | 0.060 |
| E | 4.90 | 5.30 | 0.193 | 0.209 |
| F | 0.051 | 0.203 | 0.002 | 0.008 |
| G | 0.15 | 0.31 | 0.006 | 0.012 |
| H | 2.00 | 2.44 | 0.079 | 0.096 |
| J | 2.00 | | 0.079 | |
| K | | 2.30 | | 0.091 |
| L | 1.80 | | 0.071 | |


TAPE AND REEL SPECIFICATION-SMA



| Ref. | Dimensions | |
|------|-------------|---------------|
| | Millimeters | Inches |
| A0 | 2.79 ± 0.3 | 0.110 ± 0.012 |
| B0 | 5.33 ± 0.3 | 0.210 ± 0.012 |
| C | 330.0 | 13.0 |
| D0 | 1.55 ± 0.1 | 0.061 ± 0.004 |
| E | 1.75 ± 0.2 | 0.069 ± 0.008 |
| E1 | 13.3 ± 0.3 | 0.524 ± 0.012 |
| F | 5.5 ± 0.2 | 0.217 ± 0.008 |
| P0 | 4.00 ± 0.2 | 0.157 ± 0.008 |
| P1 | 4.00 ± 0.2 | 0.157 ± 0.008 |
| P2 | 2.00 ± 0.2 | 0.079 ± 0.008 |
| W | 12.0 ± 0.2 | 0.472 ± 0.008 |
| W1 | 15.7 ± 2.0 | 0.618 ± 0.079 |

| OUTLINE | UNIT WEIGHT (g/PCS) typ. | REEL (PCS) | PER CARTON (PCS) | REEL DIAMETERS (mm) |
|---------|--------------------------|------------|------------------|---------------------|
| TAPING | 0.066 | 5,000 | 80,000 | 330 |

Information furnished in this document is believed to be accurate and reliable. However, Jiangsu JieJie Microelectronics Co.,Ltd assumes no responsibility for the consequences of use without consideration for such information nor use beyond it. Information mentioned in this document is subject to change without notice, apart from that when an agreement is signed, Jiangsu JieJie complies with the agreement. Products and information provided in this document have no infringement of patents. Jiangsu JieJie assumes no responsibility for any infringement of other rights of third parties which may result from the use of such products and information. This document is the fourth version which is made in 3-July-2017. This document supersedes and replaces all information previously supplied.

 is a registered trademark of Jiangsu JieJie Microelectronics Co.,Ltd.

Copyright©2017Jiangsu JieJie Microelectronics Co.,Ltd. Printed All rights reserved.

X-ON Electronics

Largest Supplier of Electrical and Electronic Components

Click to view similar products for [Gas Discharge Tubes - GDTs / Gas Plasma Arrestors](#) category:

Click to view products by [JieJie](#) manufacturer:

Other Similar products are found below :

[M51-A90X](#) [PMT1023004](#) [PMT1040004](#) [CG2800](#) [GTCR37-231M-R10](#) [WPGT-2N145B6L](#) [WPGT-2N230B6L](#) [WPGT-2N470B6L](#) [WPGT-2RM230A6L](#) [WPGT-2RM350A6L](#) [WPGT-2RM70A6L](#) [WPGT-2RM90A6L](#) [WPGT-2S145](#) [WPGT-2S350](#) [WPGT-2S470](#) [WPGT-3R350CF](#) [WPGT-3R350G1](#) [WPGT-3R90G1](#) [WPGT-3R75G1](#) [WPGT-3R470G1](#) [WPGT-3R250C](#) [WPGT-3R230G1](#) [WPGT-2S230](#) [WPGT-2RM145A6L](#) [WPGT-2R1000B8L](#) [WPGT-2N70B6L](#) [WPGT-2N350B6L](#) [WPGT-2N230B6L1](#) [CG2145](#) [T61-C350X](#) [9071.99.0547 \(73_Z-0-0-547\)](#) [B88069X6940B152](#) [RF1219-000](#) [A9L16618](#) [RF2339-000](#) [9071.99.0052\(73_Z-0-0-52\)](#) [9071.99.0054](#) [CG32.7L](#) [CG6400SM](#) [CG6470SM](#) [CG7250MS](#) [CG7400MS](#) [SPBT12-280/1](#) [SPCT2-280/3](#) [SPCT2-280/4](#) [T2 20KA 4P](#) [2003-09-SM-RPLF](#) [2026-07-A1](#) [2026-25-C3](#) [2039-80-BLF](#)