

AIES 12 U 02 0R2

Amotech Chip ESD Suppressor



Overview

The Chip ESD-Suppressor is specially designed to protect sensitive electronics from the threat of the electrostatic discharge (ESD). The product reacts almost instantly to the transient voltage and effectively clamps it to the low voltage for the duration of the ESD transient. The product uses voltage variable material that inherently produce low capacitance and very low leakage current. Thus the device is virtually invisible to the circuit during normal operational mode. It is especially transparent to the high-speed digital circuits due to the high off-state impedance and low capacitance. Signals are not distorted or disrupted as shown by extensive testing. Using the ESD-Suppressor ESD protection, devices maintain signal integrity of high-speed data signals while protecting the circuit from ESD. The nature of the material creates a bi-directional part, which means that only one device per surge path is required to provide complete ESD protection regardless of the surge polarity.

Features

- 0402inch/ 1005mm foot print
- Ideal ESD protection for high frequency, low voltage applications.
- Exceeds testing requirements outlined in IEC 61000-4-2
- Ultra low capacitance (0.2pF typ)
- Very low leakage current
- Fast response time
- Bi-directional
- Surface mount
- RoHS compliant for global applications.

Applications

- **High Speed Data Ports**
(USB 2.0, IEEE 1394 , HDMI/DVI)
- **Computers & Peripherals**
(Cell phone, PDA, HDTV, DVD players)

Model Description

<u>AIES</u>	<u>12</u>	<u>U</u>	<u>02</u>	<u>0R2</u>
(1)	(2)	(3)	(4)	(5)

- (1) : Series name, "**AIES**" Amotech Internal type ESD Suppressor.
- (2) : Maximum continuous working voltage – Vdc, "**12**" means 12V
- (3) : Capacitance Group, "**U**" means Ultra low capacitance
- (4) : Chip size, "**02**" means 0402 (1.0 x 0.5 mm)
- (5) : Capacitance "**0R2**" means 0.2pF

AIES 12 U 02 0R2

Amotech Chip ESD Suppressor



Electrical characteristics

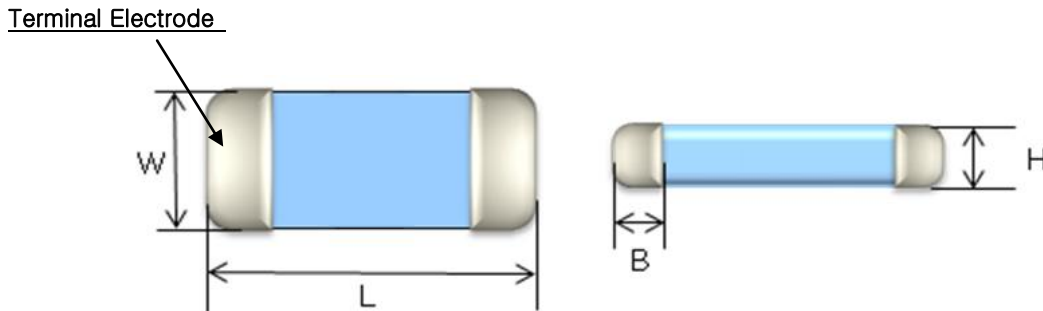
1. Electrical characteristics

Characteristic	Value
Rated Voltage	12Vdc typ
Clamping Voltage ¹	65V typ, 100V max
Capacitance (@1MHz)	0.20 pF typ, 0.30pF max.
Leakage Current (@12VDC)	1uA max.
ESD Capability	
IEC61000-4-2 Direct Discharge	8kV typ.
IEC61000-4-2 Air Discharge	15kV typ.
ESD Pulse Withstand ¹	>1,000 typ.
Operating Temperature	-40°C to +85°C

Notes

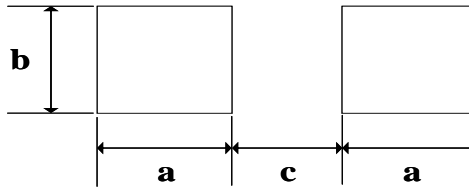
1 Per IEC61000-4-2, Level 4 waveform (8kV direct, 30A) measured 30ns after initiation of pulse.

Appearance



Symbol	L	W	H	B
Size (mm)	1.0±0.1	0.5±0.1	0.3±0.05	0.2±0.1

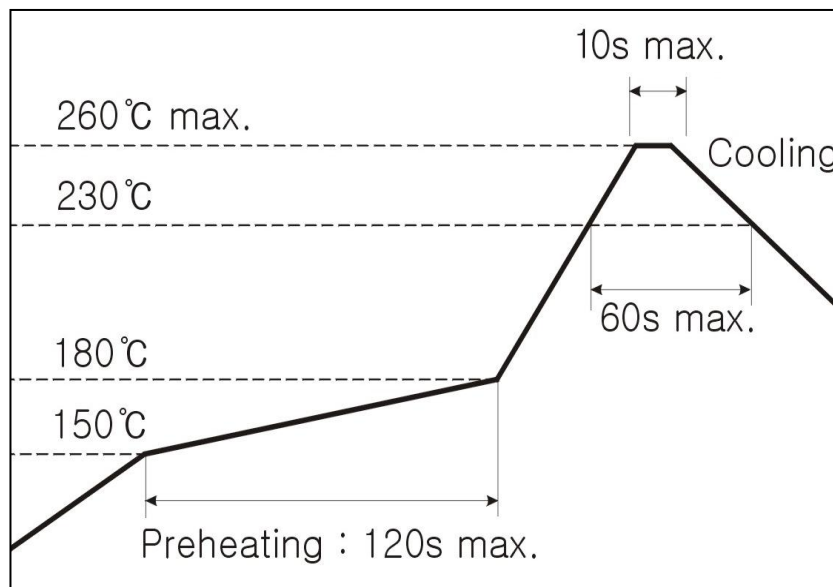
Recommended Land pattern (Typical Dimensions)



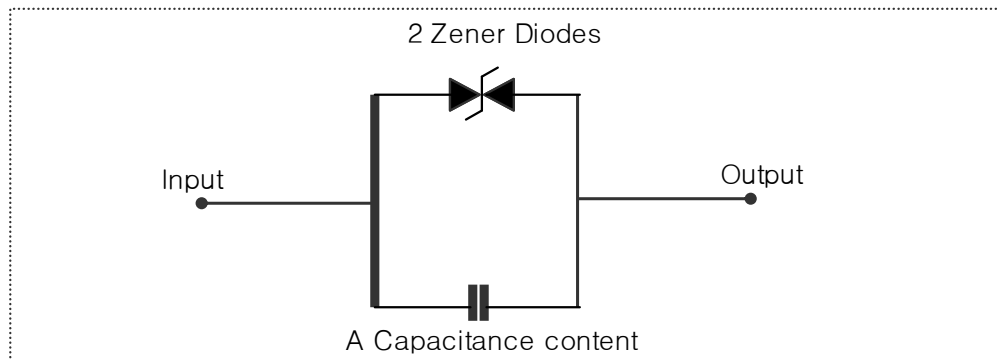
Symbol	a	b	c
Size (mm)	0.4	0.6	0.64

Recommended Soldering Method

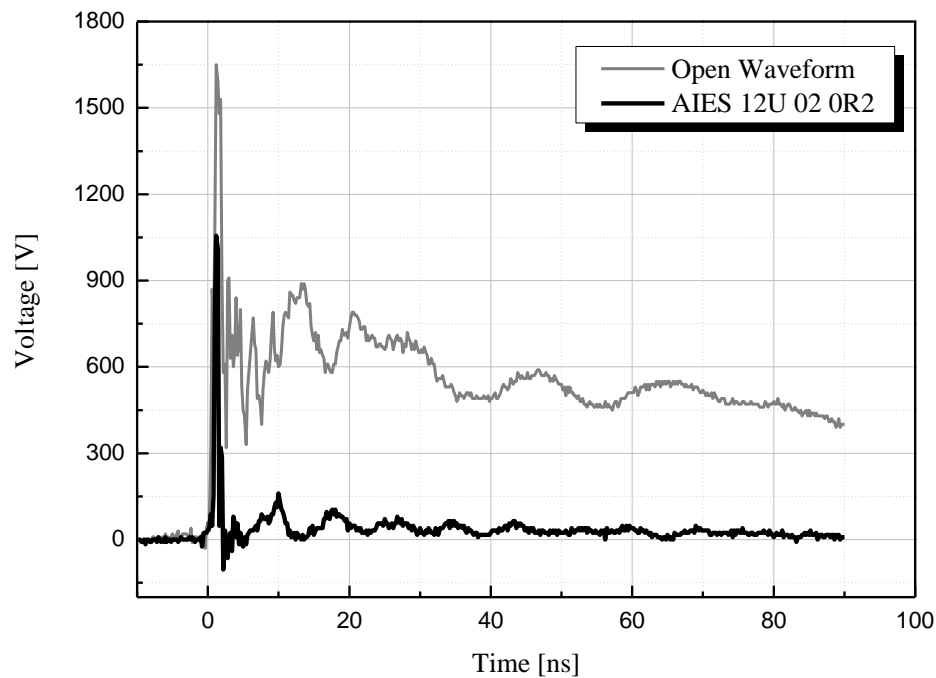
- Pb Free Solder Paste : Sn / Ag / Cu (96.5 / 3.0 / 0.5)



Equivalent circuit



ESD absorption characteristics (voltage waveform)



X-ON Electronics

Largest Supplier of Electrical and Electronic Components

Click to view similar products for [Varistors](#) category:

Click to view products by [AMOTECH](#) manufacturer:

Other Similar products are found below :

[820443211E](#) [MLV0402E30703T](#) [MLV0603E30403T](#) [B72205S271K111](#) [B72207S350K311](#) [B72207S381K101](#) [B72260B102K1](#)
[B72260B251K1](#) [B72280B0381K001](#) [B72280B0461K001](#) [B72280B271K1](#) [B72650M0151K093](#) [B72660M0271K093](#) [S10K11G5S5](#) [ERZ-](#)
[C07DK221U](#) [TND10V-471KB00AAA0](#) [B72205S301K211](#) [B72207S141K111](#) [B72210S271K111](#) [B72214S350K551](#) [B72220P3351K101](#)
[B72280B0231K001](#) [B72280B112K1](#) [B72280B381K1](#) [B72590D360A60](#) [B72650M0400K072](#) [B72650M0500K072](#) [B72660M0200K072](#)
[B72660M1300K072](#) [B72670M1140K72](#) [MLV0603E30703T](#) [MLV0603E32503T](#) [TVZ18EC271KBS](#) [TVZ20EB911KBS](#) [TVZ25D201KBS](#)
[TVZ25D241KBS](#) [419-2080-101](#) [ERZ-V20R201](#) [MLV0805E31103T](#) [MLV0805E30703T](#) [ERZ-V20R221](#) [B72205S350K211](#)
[B72210P2511K101](#) [B72214S271K501](#) [B72220P3551K101](#) [B72650M301K93](#) [B72650M350K72](#) [TVZ20ECN511KBS](#) [TVZ20EC911KBS](#)
[TVZ20EBN911KBS](#)