



Surface Mount Zener Diodes

FEATURES

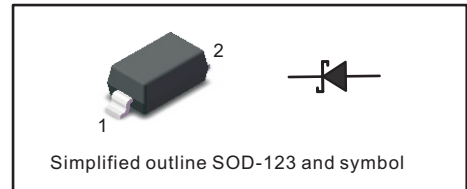
- Total power dissipation: Max. 500mW.
- Wide zener reverse voltage range 2.0 V to 39V.
- Small plastic package suitable for surface mounted design.

MECHANICAL DATA

- Case: SOD-123
- Terminals: Solderable per MIL-STD-750, Method 2026
- Approx. Weight: 16mg 0.00056oz

PINNING

PIN	DESCRIPTION
1	Cathode
2	Anode



Absolute Maximum Ratings And Characteristics (Ta = 25 °C)

Parameter	Symbol	Value	Unit
Power Dissipation	P_D	500	mW
Forward Voltage at $I_F = 10$ mA	V_F	0.9	V
Typical thermal resistance junction to ambient ⁽¹⁾	$R_{\theta JA}$	305	°C/W
Operating and Storage Temperature Range	T_j, T_{stg}	-55 ~ +150	°C

(1) Thermal resistance from junction to ambient at P.C.B. mounted with 7.6mm X 9.4mm X 0.87mm copper areas pads.

Fig.1 Maximum Continuous Power Derating

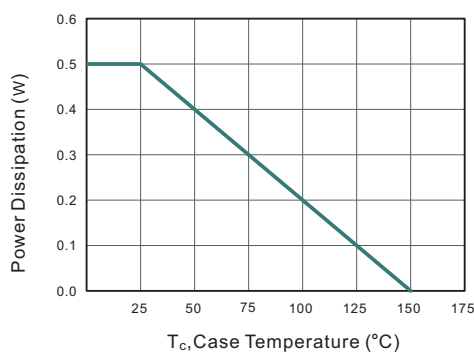
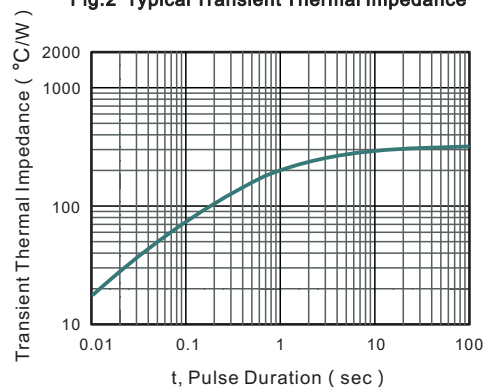


Fig.2 Typical Transient Thermal Impedance





Characteristics at Ta = 25°C

Type	Marking	Zener Voltage Range ⁽²⁾				Maximum Zener ⁽³⁾ Impedance			Reverse Current ⁽²⁾		Typical temperature coefficient @I _{ZTC} mV/°C		Test current I _{ZTC} mA
		V _{ZT} (at I _{ZT})			I _{ZT}	Z _{ZT} @I _{ZT}	Z _{ZK} @I _{ZK}	I _{ZK}	I _R	@V _R	MIN	MAX	
		Min (V)	Nom (V)	Max (V)	(mA)	(Ω)	(mA)	μA	V				
BZT52C2V0	WY	1.91	2.0	2.09	5	100	600	1	150	1.0	-3.5	0	5
BZT52C2V4	WX	2.2	2.4	2.6	5	100	600	1	50	1.0	-3.5	0	5
BZT52C2V7	W1	2.5	2.7	2.9	5	100	600	1	20	1.0	-3.5	0	5
BZT52C3V0	W2	2.8	3.0	3.2	5	95	600	1	10	1.0	-3.5	0	5
BZT52C3V3	W3	3.1	3.3	3.5	5	95	600	1	5.0	1.0	-3.5	0	5
BZT52C3V6	W4	3.4	3.6	3.8	5	90	600	1	5.0	1.0	-3.5	0	5
BZT52C3V9	W5	3.7	3.9	4.1	5	90	600	1	3.0	1.0	-3.5	0	5
BZT52C4V3	W6	4.0	4.3	4.6	5	90	600	1	3.0	1.0	-3.5	0	5
BZT52C4V7	W7	4.4	4.7	5.0	5	80	500	1	3.0	2.0	-3.5	0.2	5
BZT52C5V1	W8	4.8	5.1	5.4	5	60	480	1	2.0	2.0	-2.7	1.2	5
BZT52C5V6	W9	5.2	5.6	6.0	5	40	400	1	1.0	2.0	-2	2.5	5
BZT52C6V2	WA	5.8	6.2	6.6	5	10	150	1	3.0	4.0	0.4	3.7	5
BZT52C6V8	WB	6.4	6.8	7.2	5	15	80	1	2.0	4.0	1.2	4.5	5
BZT52C7V5	WC	7.0	7.5	7.9	5	15	80	1	1.0	5.0	2.5	5.3	5
BZT52C8V2	WD	7.7	8.2	8.7	5	15	80	1	0.7	5.0	3.2	6.2	5
BZT52C9V1	WE	8.5	9.1	9.6	5	15	100	1	0.5	6.0	3.8	7.0	5
BZT52C10	WF	9.4	10	10.6	5	20	150	1	0.2	7.0	4.5	8.0	5
BZT52C11	WG	10.4	11	11.6	5	20	150	1	0.1	8.0	5.4	9.0	5
BZT52C12	WH	11.4	12	12.7	5	25	150	1	0.1	8.0	6.0	10.0	5
BZT52C13	WI	12.4	13	14.1	5	30	170	1	0.1	8.0	7.0	11.0	5
BZT52C15	WJ	13.8	15	15.6	5	30	200	1	0.1	10.5	9.2	13.0	5
BZT52C16	WK	15.3	16	17.1	5	40	200	1	0.1	11.2	10.4	14.0	5
BZT52C18	WL	16.8	18	19.1	5	45	225	1	0.1	12.6	12.4	16.0	5
BZT52C20	WM	18.8	20	21.2	5	55	225	11	0.1	14.0	14.4	18.0	5
BZT52C22	WN	20.8	22	23.3	5	55	250	1	0.1	15.4	16.4	20.0	5
BZT52C24	WO	22.8	24	25.6	5	70	250	1	0.1	16.8	18.4	22.0	5
BZT52C27	WP	25.1	27	28.9	2	80	300	0.5	0.1	18.9	21.4	25.3	2
BZT52C30	WQ	28.0	30	32.0	2	80	300	0.5	0.1	21.0	24.4	29.4	2
BZT52C33	WR	31.0	33	35.0	2	80	325	0.5	0.1	23.1	27.4	33.4	2
BZT52C36	WS	34.0	36	38.0	2	90	350	0.5	0.1	25.2	30.4	37.4	2
BZT52C39	WT	37.0	39	41.0	2	130	350	0.5	0.1	27.3	33.4	41.2	2

NOTES: (1) f=1KHz

(2) Short duration test pulse used to minimize self-heating effect.



PACKAGE OUTLINE

Plastic surface mounted package; 2 leads

SOD-123



SOD-123 mechanical data

UNIT		A	C	D	E	E ₁	L ₁	b	A ₁	∠
mm	max	1.3	0.22	1.8	2.8	3.9	0.45	0.7	0.2	9°
	min	0.9	0.09	1.5	2.5	3.6	0.25	0.5	—	
mil	max	51	8.7	71	110	154	18	28	8	
	min	35	3.5	59	98	142	10	20	—	

The recommended mounting pad size



X-ON Electronics

Largest Supplier of Electrical and Electronic Components

Click to view similar products for [Zener Diodes](#) category:

Click to view products by [Jingdao](#) manufacturer:

Other Similar products are found below :

[MMSZ5245BS-7-F](#) [RKZ13B2KG#P1](#) [RKZ5.6B2KJ#R1](#) [EDZTE6113B](#) [EDZTE6116B](#) [EDZTE616.8B](#) [1N747A](#) [1N966B](#) [NTE5116A](#)
[NTE5121A](#) [NTE5139A](#) [NTE5147A](#) [NTE5152A](#) [NTE5156A](#) [NTE5164A](#) [JANS1N4974US](#) [SMAJ4764A-TP](#) [RKZ5.1BKU#P6](#)
[3SMAJ5946B-TP](#) [3SMAJ5950B-TP](#) [3SMBJ5920B-TP](#) [3SMBJ5925B-TP](#) [TDZTR24](#) [441774C](#) [MMSZ4678-TP](#) [BZG04-36](#) [BZG05C9V1-](#)
[HE3-TR](#) [HZM30NBTR-E](#) [UDZTE-175.1B](#) [3SMAJ5945B-TP](#) [3SMAJ5947B-TP](#) [3SMBJ5941B-TP](#) [DL4746A-TP](#) [RKZ18B2KK#R1](#)
[RKZ10B2KL#R1](#) [RKZ6.8B2KL#R1](#) [RKZ8.2B2KL#R1](#) [DZ2S240M0L](#) [SMAZ27-TP](#) [SMBZ5920B-E3/52](#) [ZMM3.0](#) [RD16UM-T1-A](#) [RD39S-](#)
[T1-A](#) [RD9.1S-T1-A](#) [RD10S-T1-A](#) [RD20S-T1-A](#) [RD2.2S-T1-A](#) [RD2.7UM-T1-A](#) [HZM24NB1TL-E](#) [HZM2.7NB2TL-E](#)