

Silicon Planar Zener Diodes

FEATURES

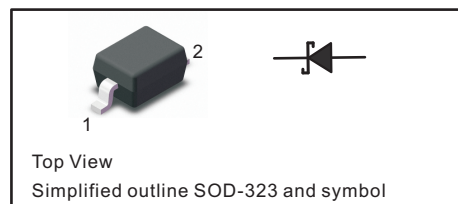
- Total power dissipation: Max. 200mW.
- Wide zener reverse voltage range 2.4V to 43V.
- Ideally suited for automated assembly processes

MECHANICAL DATA

- Case: SOD-323
- Terminals: Solderable per MIL-STD-750, Method 2026
- Approx. Weight: 5.48mg / 0.00019oz

PINNING

| PIN | DESCRIPTION |
|-----|-------------|
| 1 | Cathode |
| 2 | Anode |



Absolute Maximum Ratings And Characteristics (Ta = 25 °C)

| Parameter | Symbol | Value | Unit |
|--|-----------------|------------|------|
| Power Dissipation (NOTE 1) | P_D | 200 | mW |
| Forward Voltage at $I_F = 10$ mA(NOTE 2) | V_F | 0.9 | V |
| Typical thermal resistance juncting to ambient | $R_{\theta JA}$ | 625 | °C/W |
| Operating and Storage Temperature Range | T_j, T_{stg} | -55 ~ +150 | °C |

Fig.1 Power Derating Curve

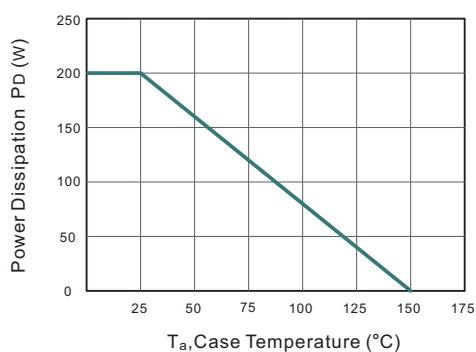
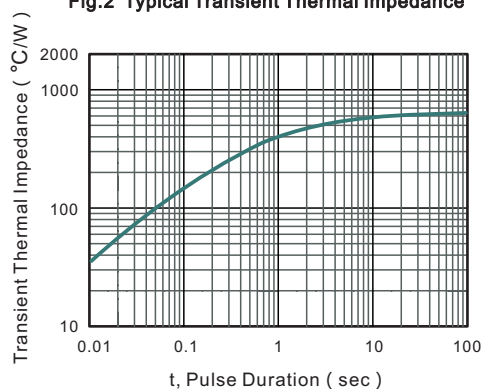


Fig.2 Typical Transient Thermal Impedance





Characteristics at Ta = 25°C

| Type | Marking | Zener Voltage Range (NOTE 2) | | | | Maximum Zener Impedance (NOTE 3) | | | Maximum Reverse Current (NOTE 2) | | Typical Temperature Coefficient @I _{ZTC} mV/°C | | Test Current I _{ZTC} mA |
|------------|---------|--------------------------------------|---------|---------|-----------------|--------------------------------------|--------------------------------------|-----------------|-------------------------------------|----------------|--|------|--|
| | | V _{ZT} (@ I _{ZT}) | | | I _{ZT} | Z _{ZT} (@ I _{ZT}) | Z _{ZK} (@ I _{ZK}) | I _{ZK} | I _R | V _R | MIN | MAX | |
| | | Min (V) | Nom (V) | Max (V) | (mA) | (Ω) | mA | μA | V | | | | |
| BZT52C2V4S | WX | 2.2 | 2.4 | 2.6 | 5 | 100 | 600 | 1 | 50 | 1 | -3.5 | 0 | 5 |
| BZT52C2V7S | W1 | 2.5 | 2.7 | 2.9 | 5 | 100 | 600 | 1 | 20 | 1 | -3.5 | 0 | 5 |
| BZT52C3V0S | W2 | 2.8 | 3 | 3.2 | 5 | 95 | 600 | 1 | 10 | 1 | -3.5 | 0 | 5 |
| BZT52C3V3S | W3 | 3.1 | 3.3 | 3.5 | 5 | 95 | 600 | 1 | 5 | 1 | -3.5 | 0 | 5 |
| BZT52C3V6S | W4 | 3.4 | 3.6 | 3.8 | 5 | 90 | 600 | 1 | 5 | 1 | -3.5 | 0 | 5 |
| BZT52C3V9S | W5 | 3.7 | 3.9 | 4.1 | 5 | 90 | 600 | 1 | 3 | 1 | -3.5 | 0 | 5 |
| BZT52C4V3S | W6 | 4 | 4.3 | 4.6 | 5 | 90 | 600 | 1 | 3 | 1 | -3.5 | 0 | 5 |
| BZT52C4V7S | W7 | 4.4 | 4.7 | 5 | 5 | 80 | 500 | 1 | 3 | 2 | -3.5 | 0.2 | 5 |
| BZT52C5V1S | W8 | 4.8 | 5.1 | 5.4 | 5 | 60 | 480 | 1 | 2 | 2 | -2.7 | 1.2 | 5 |
| BZT52C5V6S | W9 | 5.2 | 5.6 | 6 | 5 | 40 | 400 | 1 | 1 | 2 | -2 | 2.5 | 5 |
| BZT52C6V2S | WA | 5.8 | 6.2 | 6.6 | 5 | 10 | 150 | 1 | 3 | 4 | 0.4 | 3.7 | 5 |
| BZT52C6V8S | WB | 6.4 | 6.8 | 7.2 | 5 | 15 | 80 | 1 | 2 | 4 | 1.2 | 4.5 | 5 |
| BZT52C7V5S | WC | 7 | 7.5 | 7.9 | 5 | 15 | 80 | 1 | 1 | 5 | 2.5 | 5.3 | 5 |
| BZT52C8V2S | WD | 7.7 | 8.2 | 8.7 | 5 | 15 | 80 | 1 | 0.7 | 5 | 3.2 | 6.2 | 5 |
| BZT52C9V1S | WE | 8.5 | 9.1 | 9.6 | 5 | 15 | 100 | 1 | 0.5 | 6 | 3.8 | 7 | 5 |
| BZT52C10S | WF | 9.4 | 10 | 10.6 | 5 | 20 | 150 | 1 | 0.2 | 7 | 4.5 | 8 | 5 |
| BZT52C11S | WG | 10.4 | 11 | 11.6 | 5 | 20 | 150 | 1 | 0.1 | 8 | 5.4 | 9 | 5 |
| BZT52C12S | WH | 11.4 | 12 | 12.7 | 5 | 25 | 150 | 1 | 0.1 | 8 | 6 | 10 | 5 |
| BZT52C13S | WI | 12.4 | 13 | 14.1 | 5 | 30 | 170 | 1 | 0.1 | 8 | 7 | 11 | 5 |
| BZT52C15S | WJ | 13.8 | 15 | 15.6 | 5 | 30 | 200 | 1 | 0.1 | 10.5 | 9.2 | 13 | 5 |
| BZT52C16S | WK | 15.3 | 16 | 17.1 | 5 | 40 | 200 | 1 | 0.1 | 11.2 | 10.4 | 14 | 5 |
| BZT52C18S | WL | 16.8 | 18 | 19.1 | 5 | 45 | 225 | 1 | 0.1 | 12.6 | 12.4 | 16 | 5 |
| BZT52C20S | WM | 18.8 | 20 | 21.2 | 5 | 55 | 225 | 1 | 0.1 | 14 | 14.4 | 18 | 5 |
| BZT52C22S | WN | 20.8 | 22 | 23.3 | 5 | 55 | 250 | 1 | 0.1 | 15.4 | 16.4 | 20 | 5 |
| BZT52C24S | WO | 22.8 | 24 | 25.6 | 5 | 70 | 250 | 1 | 0.1 | 16.8 | 18.4 | 22 | 5 |
| BZT52C27S | WP | 25.1 | 27 | 28.9 | 2 | 80 | 300 | 0.5 | 0.1 | 18.9 | 21.4 | 25.3 | 2 |
| BZT52C30S | WQ | 28 | 30 | 32 | 2 | 80 | 300 | 0.5 | 0.1 | 21 | 24.4 | 29.4 | 2 |
| BZT52C33S | WR | 31 | 33 | 35 | 2 | 80 | 325 | 0.5 | 0.1 | 23.1 | 27.4 | 33.4 | 2 |
| BZT52C36S | WS | 34 | 36 | 38 | 2 | 90 | 350 | 0.5 | 0.1 | 25.2 | 30.4 | 37.4 | 2 |
| BZT52C39S | WT | 37 | 39 | 41 | 2 | 130 | 350 | 0.5 | 0.1 | 27.3 | 33.4 | 41.2 | 2 |
| BZT52C43S | WU | 40 | 43 | 46 | 2 | 100 | 700 | 1 | 0.1 | 32 | 10 | 12 | 5 |

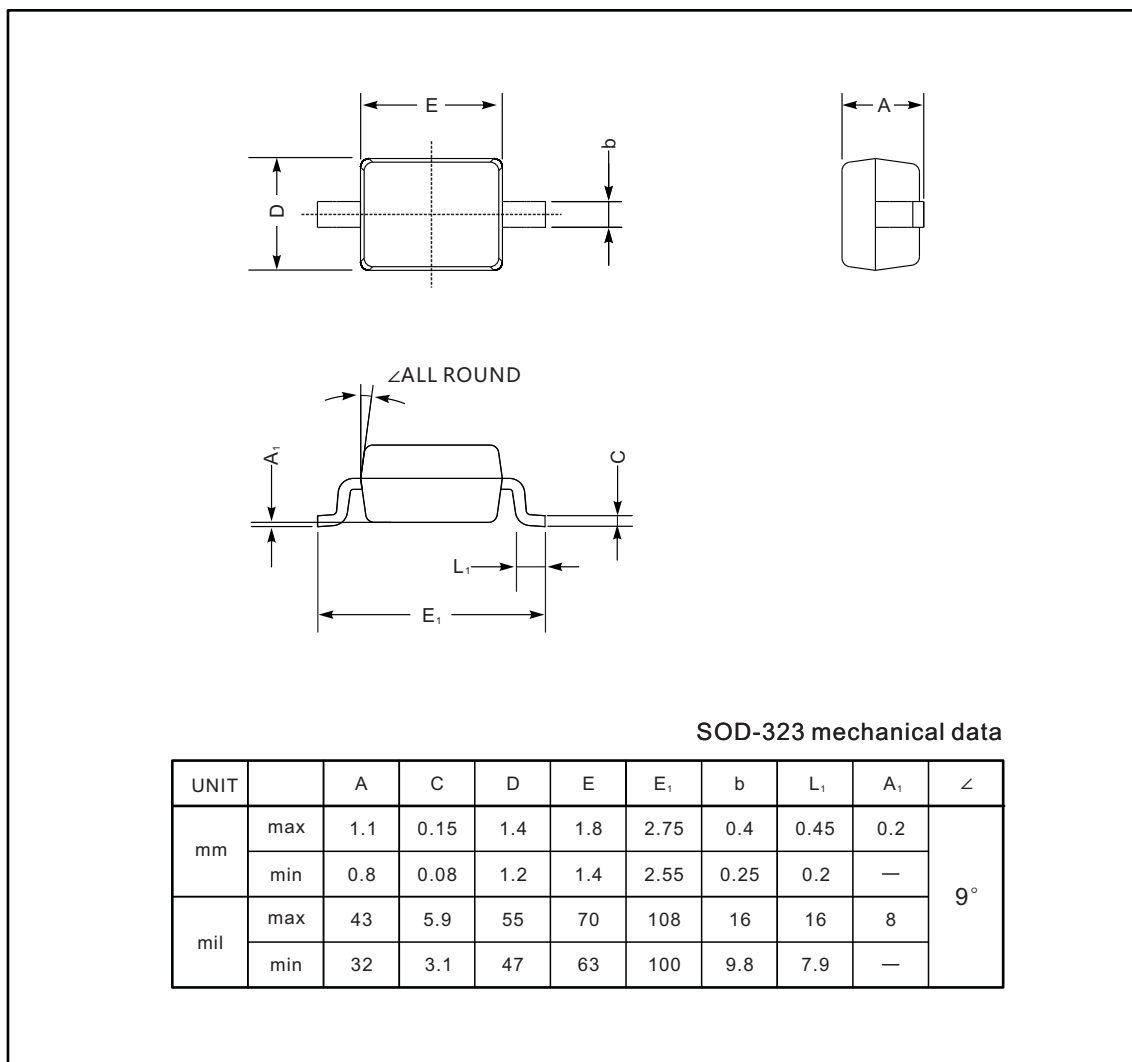
NOTE: 1. Device mounted on ceramic PCB: 7.6mm x 9.4mm x 0.87mm with pad areas 25mm².
2. Short duration test pulse used to minimize self-heating effect.
3. f = 1kHz.



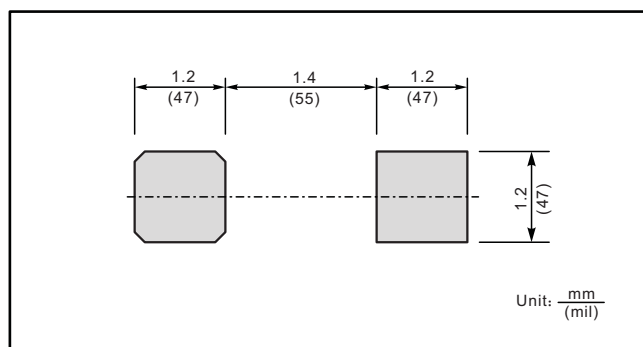
PACKAGE OUTLINE

Plastic surface mounted package; 2 leads

SOD-323



The recommended mounting pad size



X-ON Electronics

Largest Supplier of Electrical and Electronic Components

Click to view similar products for [Zener Diodes](#) category:

Click to view products by [Jingdao](#) manufacturer:

Other Similar products are found below :

[MMSZ5245BS-7-F](#) [RKZ13B2KG#P1](#) [RKZ5.6B2KJ#R1](#) [EDZTE6113B](#) [EDZTE6116B](#) [EDZTE616.8B](#) [1N747A](#) [1N966B](#) [NTE5116A](#)
[NTE5121A](#) [NTE5139A](#) [NTE5147A](#) [NTE5152A](#) [NTE5156A](#) [NTE5164A](#) [JANS1N4974US](#) [SMAJ4764A-TP](#) [RKZ5.1BKU#P6](#)
[3SMAJ5946B-TP](#) [3SMAJ5950B-TP](#) [3SMBJ5920B-TP](#) [3SMBJ5925B-TP](#) [TDZTR24](#) [441774C](#) [MMSZ4678-TP](#) [BZG04-36](#) [BZG05C9V1-](#)
[HE3-TR](#) [HZM30NBTR-E](#) [UDZTE-175.1B](#) [3SMAJ5945B-TP](#) [3SMAJ5947B-TP](#) [3SMBJ5941B-TP](#) [DL4746A-TP](#) [RKZ18B2KK#R1](#)
[RKZ10B2KL#R1](#) [RKZ6.8B2KL#R1](#) [RKZ8.2B2KL#R1](#) [DZ2S240M0L](#) [SMAZ27-TP](#) [SMBZ5920B-E3/52](#) [ZMM3.0](#) [RD16UM-T1-A](#) [RD39S-](#)
[T1-A](#) [RD9.1S-T1-A](#) [RD10S-T1-A](#) [RD20S-T1-A](#) [RD2.2S-T1-A](#) [RD2.7UM-T1-A](#) [HZM24NB1TL-E](#) [HZM2.7NB2TL-E](#)