

# MB05F THRU MB10F



0.8 AMP SURFACE MOUNT GLASS BRIDGE RECTIFIERS



## FEATURES

- \* Ideal for printed circuit board
- \* Reliable low cost construction utilizing molded plastic technique
- \* High surge current capability
- \* Polarity: Symbol molded on body
- \* Mounting position: Any

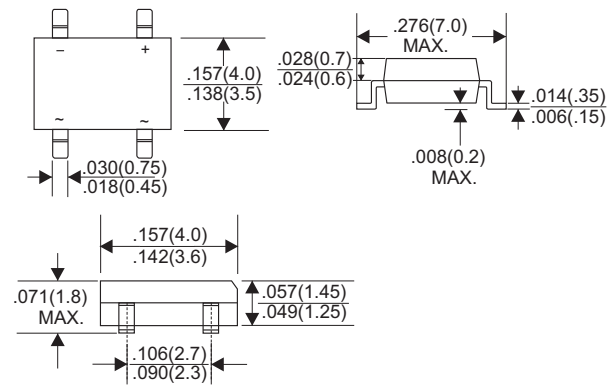
## VOLTAGE RANGE

50 to 1000 Volts

## CURRENT

0.8 Ampere

### BTS



Dimensions in inches and (millimeters)

## MAXIMUM RATINGS AND ELECTRICAL CHARACTERISTICS

Rating 25°C ambient temperature unless otherwise specified.  
Single phase half wave, 60Hz, resistive or inductive load.  
For capacitive load, derate current by 20%.

TYPE NUMBER	MB05F	MB1F	MB2F	MB4F	MB6F	MB8F	MB10F	UNITS	
Maximum Recurrent Peak Reverse Voltage	50	100	200	400	600	800	1000	V	
Maximum RMS Voltage	35	70	140	280	420	560	700	V	
Maximum DC Blocking Voltage	50	100	200	400	600	800	1000	V	
Maximum Average Forward Rectified Current at Ta=40°C(Note 1)								0.8	A
Peak Forward Surge Current, 8.3 ms single half sine-wave superimposed on rated load (JEDEC method)								3.0	A
Maximum Forward Voltage Drop per Bridge Element at 0.4A D.C.								1.0	V
Maximum DC Reverse Current Ta=25°C								5.0	μA
at Rated DC Blocking Voltage Ta=125°C								500	μA
Typical Junction Capacitance Per Element (Note 3)								15	pF
Typical Thermal Resistance RθJA (Note 2)								75	°C/W
Operating Temperature Range, Tj								-55 — +150	°C
Storage Temperature Range, Tstg								-55 — +150	°C

- NOTES: 1. Mounted on P.C. Board.  
2. Thermal Resistance Junction to Ambient.  
3. Measured at 1.0MHz and reverse of 4.0V DC.

## RATING AND CHARACTERISTIC CURVES (MB05F THRU MB10F)

FIG.1-TYPICAL FORWARD CURRENT DERATING CURVE

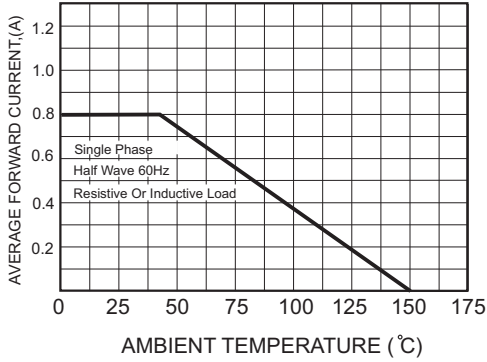


FIG.2-MAXIMUM NON-REPETITIVE FORWARD SURGE CURRENT

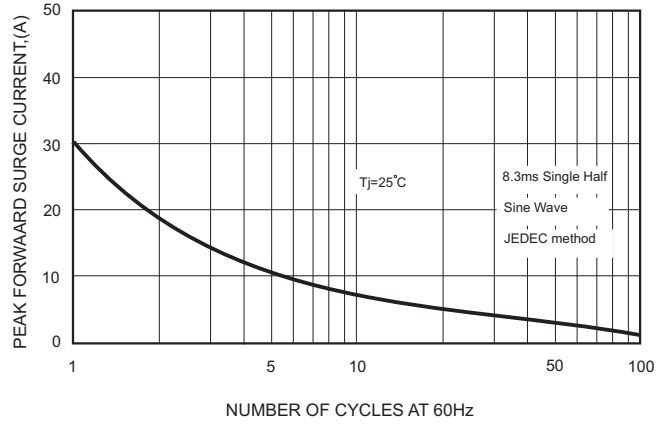


FIG.3-TYPICAL FORWARD CHARACTERISTICS

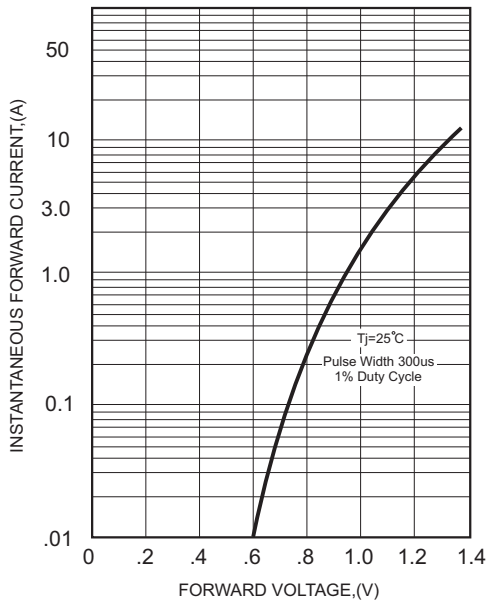
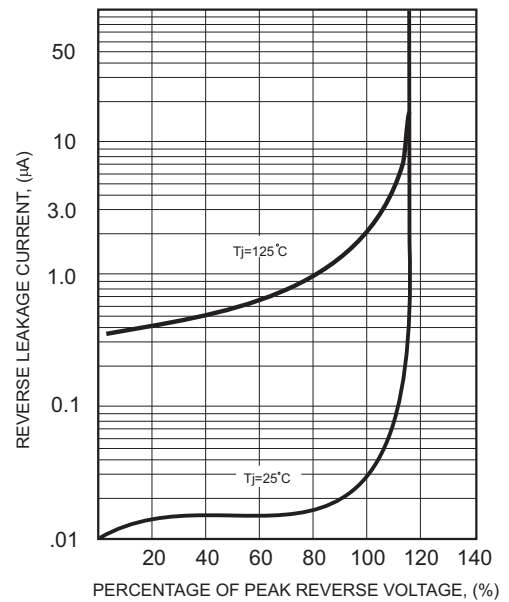


FIG.4-TYPICAL REVERSE CHARACTERISTICS



## X-ON Electronics

Largest Supplier of Electrical and Electronic Components

*Click to view similar products for [Bridge Rectifiers](#) category:*

*Click to view products by [GW Connect](#) manufacturer:*

Other Similar products are found below :

[G3SBA60-E351](#) [GBJ1504-BP](#) [GBU10B-BP](#) [GBU15J-BP](#) [GBU15K-BP](#) [GBU4A-BP](#) [GBU4D-BP](#) [GBU6B-E3/45](#) [GSIB680-E3/45](#) [DB101-BP](#) [DF10SA-E345](#) [RMB2S](#) [RCG](#) [APT30DF100HJ](#) [APT60DF20HJ](#) [B2S-E3/80](#) [BU1506-E351](#) [BU15085S-E345](#) [BU1508-E3/45](#) [BU1510-E3/45](#) [RS404GL-BP](#) [RS405GL-BP](#) [G3SBA20-E3/51](#) [G5SBA20-E3/51](#) [G5SBA60-E3/51](#) [GBJ1502-BP](#) [GBL02-E351](#) [GBL10-E3/45](#) [GBU10J-BP](#) [GBU4J-BP](#) [GBU4K-BP](#) [GBU8B-E3/45](#) [GBU8D-BP](#) [GBU8J-BP](#) [GSIB1520-E3/45](#) [MB1510](#) [MB352W](#) [MB6M-G](#) [B2M-E345](#) [B40C7000A](#) [B500C7000A](#) [MP5010W-BP](#) [MP501W-BP](#) [MP502-BP](#) [BR1005-BP](#) [BR101-BP](#) [BU1006-E345](#) [BU12065S-E3/45](#) [BU1508-E3/51](#) [BU2006-E3/45](#) [BU2008-E345](#)