



## GBL4005 THRU GBL410

PINGWEI ENTERPRISE

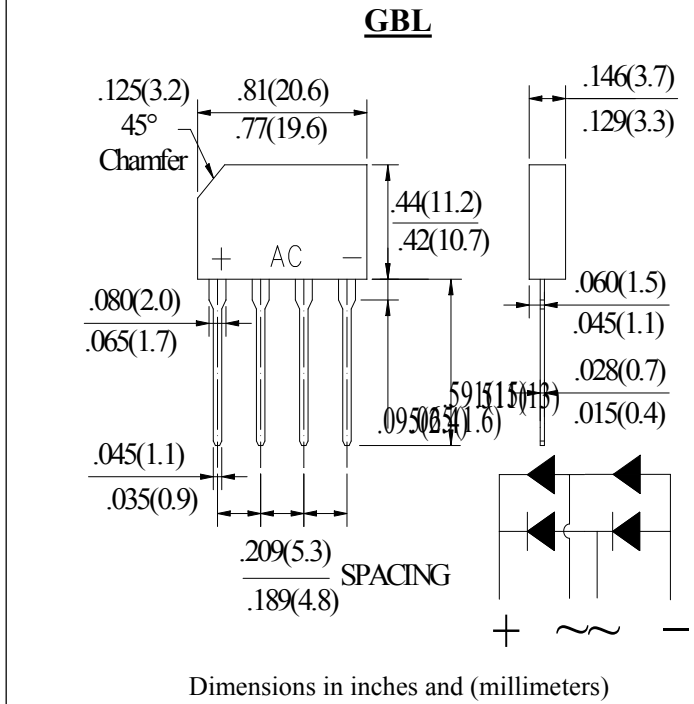
### SINGLE PHASE 4.0 AMPS. GLASS PASSIVATED BRIDGE RECTIFIERS

#### FEATURE

- . Ideal for printed circuit board
- . Glass passivated chip junctions
- . High case dielectric strength
- . Low leakage
- . Low forward voltage
- . High surge current capability
- . High temperature soldering guaranteed:  
260°C/10seconds/.375", (9.5mm) lead lengths.

#### MECHANICAL DATA

- . Case: Molded plastic body
- . Epoxy: UL 94V-0 rate flame retardant
- . Terminals: Pure tin plated, Lead free. Leads solderable per MIL-STD-750, Method 2026.
- . Polarity: Symbols molded or marked on body
- . Mounting position: Any
- . Weight: 2.0 grams



#### MAXIMUM RATINGS AND ELECTRICAL CHARACTERISTICS

Ratings at 25°C ambient temperature unless otherwise specified.

Single phase, half wave, 60Hz, resistive or inductive load.

For capacitive load, derate current by 20%

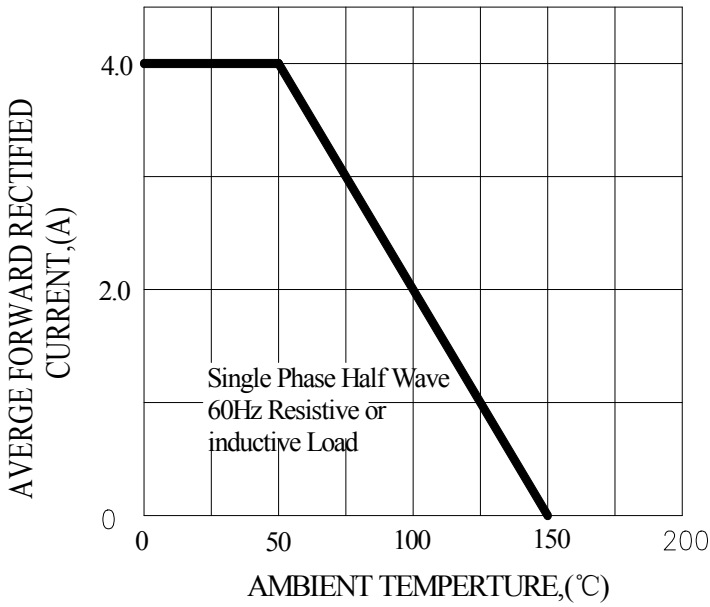
Type Number	SYM BOL	GBL 4005	GBL 401	GBL 402	GBL 404	GBL 406	GBL 408	GBL 410	units
Maximum Recurrent Peak Reverse Voltage	$V_{RRM}$	50	100	200	400	600	800	1000	V
Maximum RMS Voltage	$V_{RMS}$	35	70	140	280	420	560	700	V
Maximum DC blocking Voltage	$V_{DC}$	50	100	200	400	600	800	1000	V
Maximum Average Forward rectified Output Current at $T_A=50^\circ\text{C}$	$I_{F(AV)}$	4.0							A
Peak Forward Surge Current 8.3ms single half sine-wave superimposed on rate load (JEDEC method)	$I_{FSM}$	120							A
Maximum Forward Voltage Drop per element at 4.0A DC	$V_F$	1.1							V
Maximum DC Reverse Current @ $T_A=25^\circ\text{C}$ at rated DC blocking voltage @ $T_A=125^\circ\text{C}$	$I_R$	5.0 500.0							$\mu\text{A}$
$I^2t$ Rating for Fusing ( $t < 8.3\text{ms}$ )	$I^2t$	59.7							$\text{A}^2\text{Sec}$
Typical Junction Capacitance (Note 1)	$C_J$	40							pF
Typical Thermal Resistance (Note 2)	$R_{(JC)}$	2.2							$^\circ\text{C/W}$
Storage Temperature	$T_{STG}$	-55 to +150							$^\circ\text{C}$
Operating Junction Temperature	$T_J$	-55 to +150							$^\circ\text{C}$

#### Note:

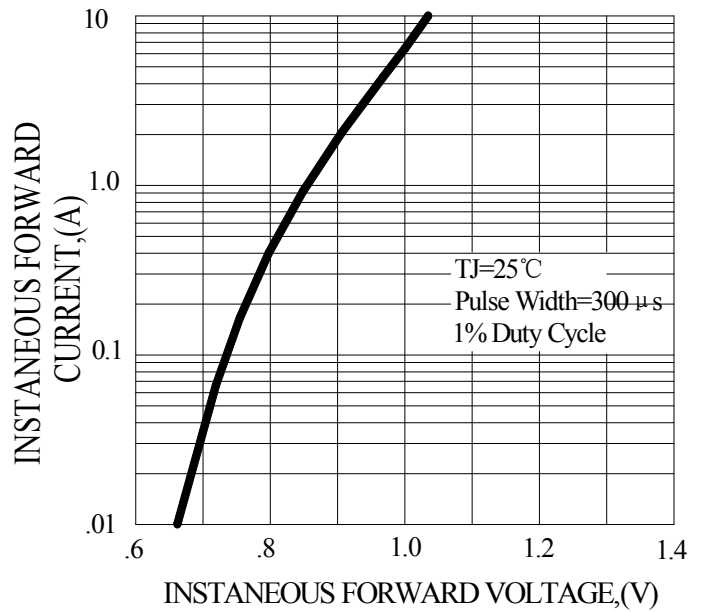
1. Measured at 1.0 MHz and applied reverse voltage of 4.0Vdc
2. Thermal Resistance from Junction to Case Mounted on P.C.B with  $0.47 \times 0.47$ " (12x12mm) Copper Pads.

**RATING AND CHARACTERISTIC CURVES (GBL4005 THRU GBL410)**

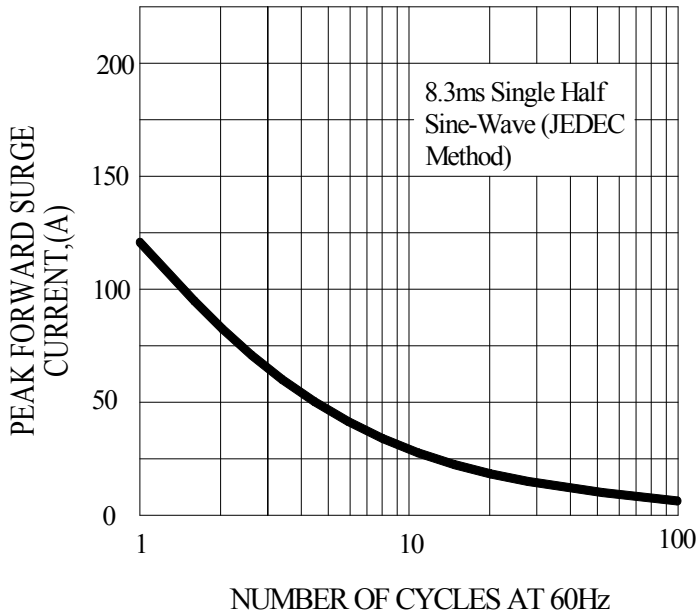
**FIG.1-TYPICAL FORWARD CURRENT DERATING CURVE**



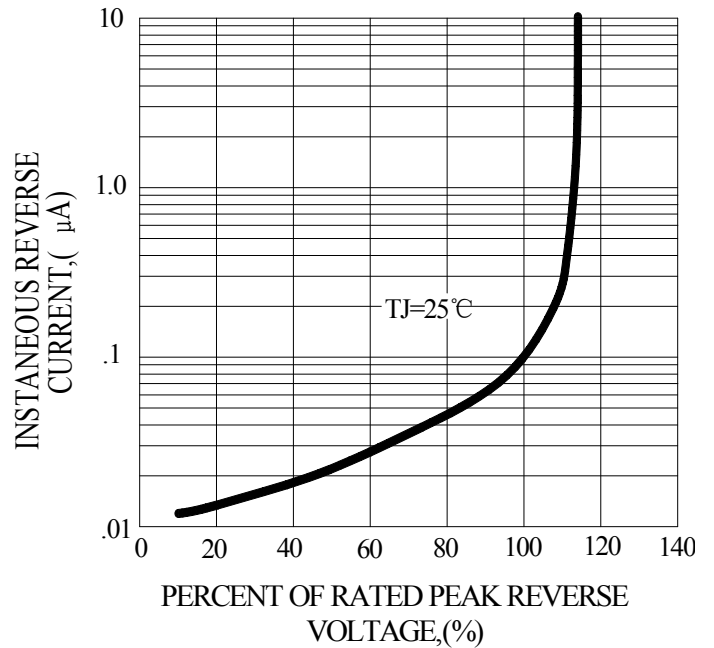
**FIG.2-TYPICAL INSTANTANEOUS FORWARD CHARACTERISTICS**



**FIG.3-MAXIMUM NON-REPETITIVE FORWARD SURGE CURRENT**



**FIG.4-TYPICAL REVERSE CHARACTERISTICS**



## X-ON Electronics

Largest Supplier of Electrical and Electronic Components

*Click to view similar products for [Bridge Rectifiers](#) category:*

*Click to view products by [Pingwei](#) manufacturer:*

Other Similar products are found below :

[G3SBA60-E351](#) [GBJ1504-BP](#) [GBU10B-BP](#) [GBU15J-BP](#) [GBU15K-BP](#) [GBU4A-BP](#) [GBU4D-BP](#) [GBU6B-E3/45](#) [GSIB680-E3/45](#) [DB101-BP](#) [DF10SA-E345](#) [RMB2S](#) [RCG](#) [APT30DF100HJ](#) [APT60DF20HJ](#) [B2S-E3/80](#) [BU1506-E351](#) [BU15085S-E345](#) [BU1508-E3/45](#) [BU1510-E3/45](#) [RS404GL-BP](#) [RS405GL-BP](#) [G3SBA20-E3/51](#) [G5SBA20-E3/51](#) [G5SBA60-E3/51](#) [GBJ1502-BP](#) [GBL02-E351](#) [GBL10-E3/45](#) [GBU10J-BP](#) [GBU4J-BP](#) [GBU4K-BP](#) [GBU8B-E3/45](#) [GBU8D-BP](#) [GBU8J-BP](#) [GSIB1520-E3/45](#) [MB1510](#) [MB352W](#) [MB6M-G](#) [B2M-E345](#) [B40C7000A](#) [B500C7000A](#) [MP5010W-BP](#) [MP501W-BP](#) [MP502-BP](#) [BR1005-BP](#) [BR101-BP](#) [BU1006-E345](#) [BU12065S-E3/45](#) [BU1508-E3/51](#) [BU2006-E3/45](#) [BU2008-E345](#)