



PINGWEI ENTERPRISE

# 1N5400 THRU 1N5408

## 3.0AMPS . SILICON RECTIFIERS

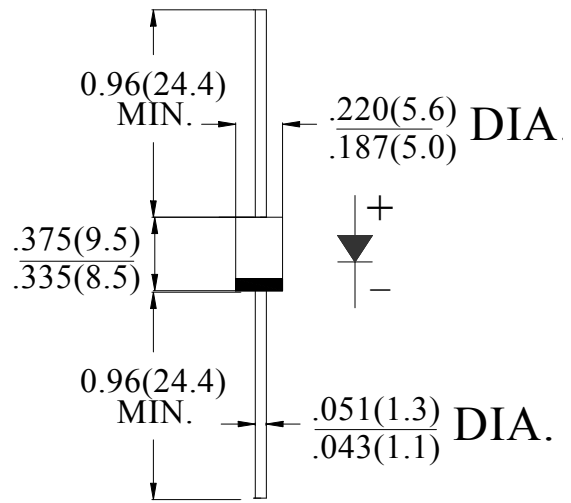
### FEATURE

- . High current capability
- . Low forward voltage drop
- . Low power loss, high efficiency
- . High surge capability
- . High temperature soldering guaranteed:  
260°C /10sec/ 0.375" lead length at 5 lbs tension

### MECHANICAL DATA

- . Terminal: Plated axial leads solderable per MIL-STD 202E, method 208C
- . Case: Molded with UL-94 Class V-0 recognized Flame Retardant Epoxy
- . Polarity: color band denotes cathode
- . Mounting position: any

### DO-27/DO-201AD



Dimensions in inches and (millimeters)

### MAXIMUM RATINGS AND ELECTRICAL CHARACTERISTICS

Ratings at 25°C ambient temperature unless otherwise specified.

Single phase, half wave, 60Hz, resistive or inductive load.

For capacitive load, derate current by 20%

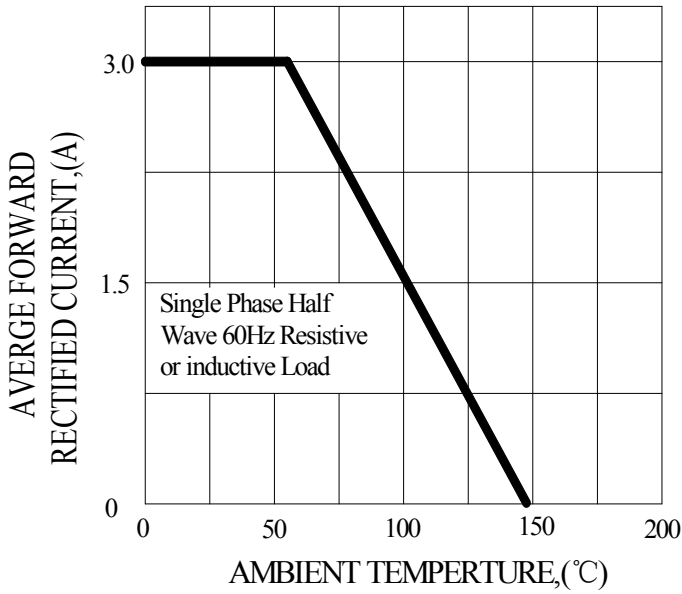
Type Number	SYM BOL	1N 5400	1N 5401	1N 5402	1N 5404	1N 5406	1N 5407	1N 5408	units
Maximum Recurrent Peak Reverse Voltage	$V_{RRM}$	50	100	200	400	600	800	1000	V
Maximum RMS Voltage	$V_{RMS}$	35	70	140	280	420	560	700	V
Maximum DC blocking Voltage	$V_{DC}$	50	100	200	400	600	800	1000	V
Maximum Average Forward Rectified Current .375"(9.5mm) lead length at $T_A = 55^\circ\text{C}$	$I_{F(AV)}$	3.0							A
Peak Forward Surge Current 8.3ms single half sine-wave superimposed on rated load (JEDEC method)	$I_{FSM}$	90.0							A
Maximum Forward Voltage at 3.0A DC	$V_F$	1.0							V
Maximum DC Reverse Current @ $T_A = 25^\circ\text{C}$ at rated DC blocking voltage @ $T_A = 100^\circ\text{C}$	$I_R$	5.0 100.0							$\mu\text{A}$
Typical Junction Capacitance (Note 1)	$C_J$	50							pF
Typical Thermal Resistance (Note 2)	$R_{(JA)}$	50							$^\circ\text{C/W}$
Storage Temperature	$T_{STG}$	-55 to +150							$^\circ\text{C}$
Operation Junction Temperature	$T_J$	-55 to +150							$^\circ\text{C}$

#### Note:

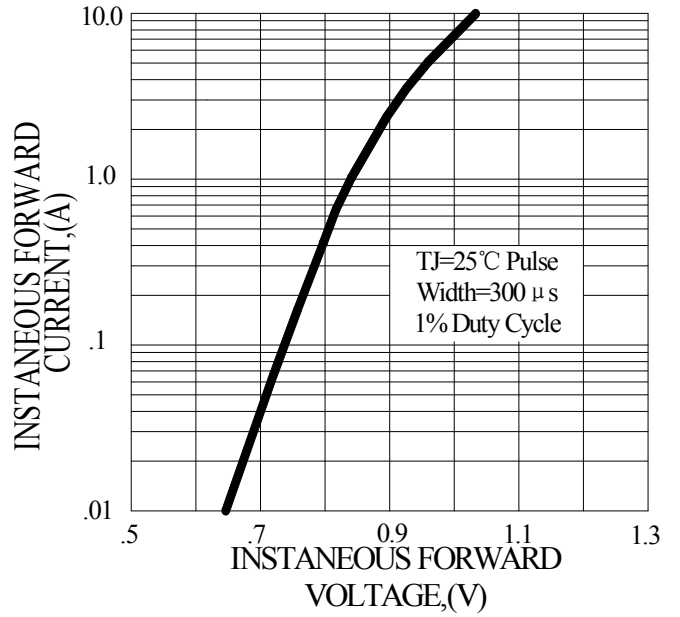
1. Measured at 1.0 MHz and applied reverse voltage of 4.0Vdc
2. Thermal Resistance from Junction to Ambient at 0.375" (9.5mm) lead length, vertical P.C.Board Mounted.

**RATING AND CHARACTERISTIC CURVES (1N5400 THRU 1N5408)**

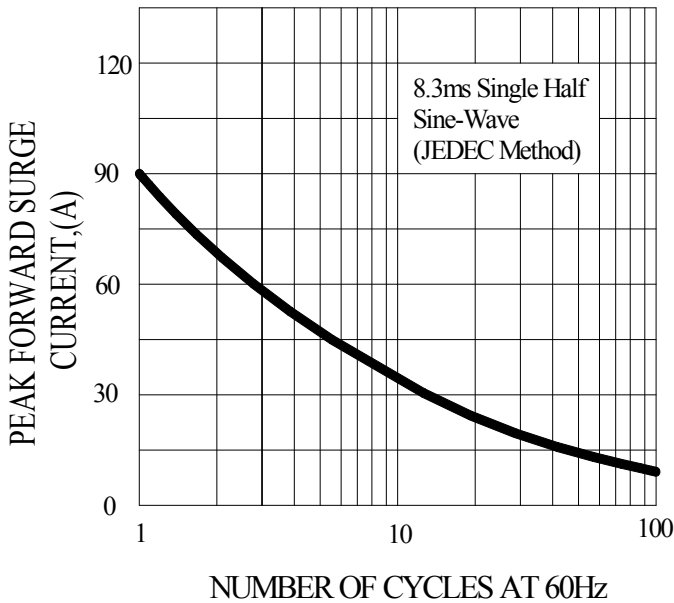
**FIG.1-TYPICAL FORWARD CURRENT DERATING CURVE**



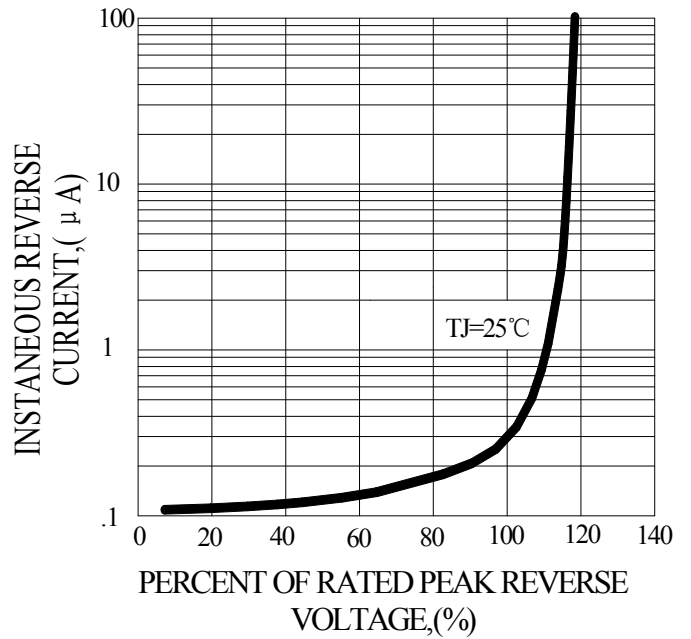
**FIG.2-TYPICAL INSTANTANEOUS FORWARD CHARACTERISTICS**



**FIG.3-MAXIMUM NON-REPETITIVE FORWARD SURGE CURRENT**



**FIG.4-TYPICAL REVERSE CHARACTERISTICS**



## X-ON Electronics

Largest Supplier of Electrical and Electronic Components

*Click to view similar products for [Diodes - General Purpose, Power, Switching category](#):*

*Click to view products by [Pingwei manufacturer](#):*

Other Similar products are found below :

[MCL4151-TR3](#) [MMBD3004S-13-F](#) [RD0306T-H](#) [RD0506LS-SB-1H](#) [RGP30G-E373](#) [DSE010-TR-E](#) [BAQ333-TR](#) [BAQ335-TR](#) [BAQ33-GS18](#) [BAS1602VH6327XT](#) [BAV17-TR](#) [BAV19-TR](#) [BAV301-TR](#) [BAW27-TAP](#) [HSC285TRF-E](#) [NSVBAV23CLT1G](#) [NTE525](#) [1SS181-TP](#) [1SS184-TP](#) [1SS193,LF](#) [1SS193-TP](#) [1SS400CST2RA](#) [SBAV99LT3G](#) [SDAA13](#) [LL4448-GS18](#) [SHN2D02FUTW1T1G](#) [LS4150GS18](#) [LS4151GS08](#) [SMMD7000LT3G](#) [FC903-TR-E](#) [1N4449](#) [1N4934-E3/73](#) [1SS226-TP](#) [APT100DL60HJ](#) [RFUH20TB3S](#) [RGP30G-E354](#) [RGP30M-E3/73](#) [D291S45T](#) [MCL4151-TR](#) [BAS 16-02V H6327](#) [BAS 21U E6327](#) [BAS 28 E6327](#) [BAS33-TAP](#) [BAS 70-02V H6327](#) [BAV300-TR](#) [BAV303-TR3](#) [BAW27-TR](#) [BAW56DWQ-7-F](#) [BAW56M3T5G](#) [BAW75-TAP](#)