



PINGWEI ENTERPRISE

## SR220/SB220 THRU SR2200/SB2200

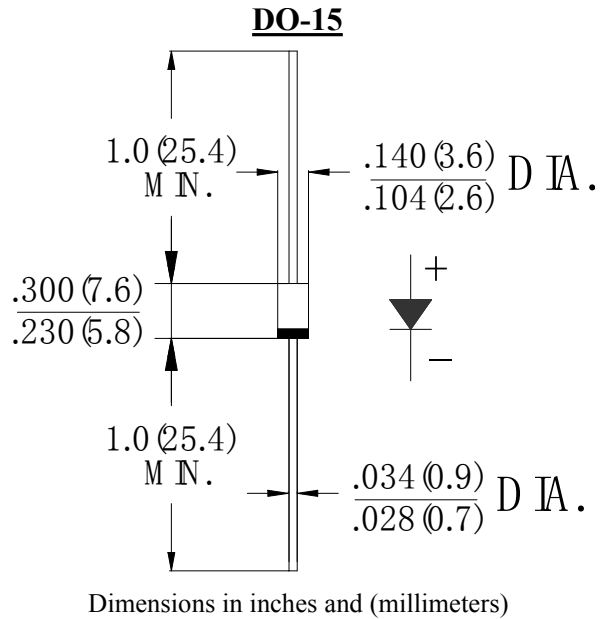
### 2.0AMPS. SCHOTTKY BARRIER RECTIFIERS

#### FEATURE

- . High current capability
- . Low forward voltage drop
- . Low power loss, high efficiency
- . High surge capability
- . High temperature soldering guaranteed  
260°C /10sec/ 0.375" lead length at 5 lbs tension

#### MECHANICAL DATA

- . Terminal: Plated axial leads solderable per MIL-STD 202E, method 208C
- . Case: Molded with UL-94 Class V-0 recognized Flame Retardant Epoxy
- . Polarity: color band denotes cathode
- . Mounting position: any



#### MAXIMUM RATINGS AND ELECTRICAL CHARACTERISTICS

Ratings at 25°C ambient temperature unless otherwise specified.  
Single phase, half wave, 60Hz, resistive or inductive load.  
For capacitive load, derate current by 20%

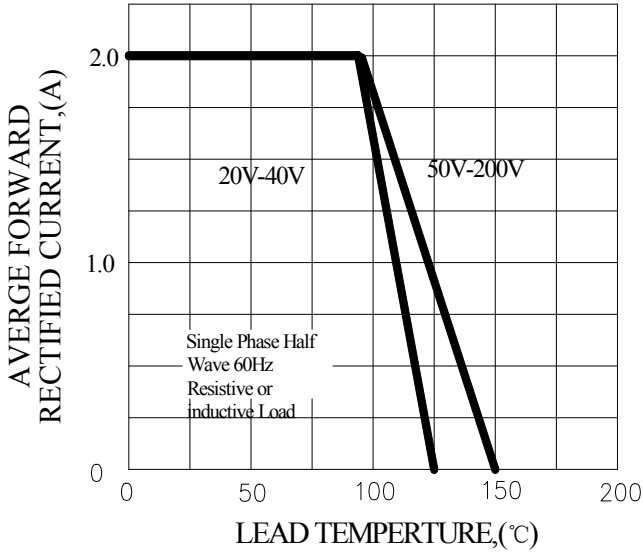
Type Number	SYM BOL	SR	SR	SR	SR	SR	SR	SR	SR	SR	SR	units
		220	230	240	250	260	280	290	2100	2150	2200	
		SB	SB	SB	SB	SB	SB	SB	SB	SB	SB	
Maximum Recurrent Peak Reverse Voltage	$V_{RRM}$	20	30	40	50	60	80	90	100	150	200	V
Maximum RMS Voltage	$V_{RMS}$	14	21	28	35	42	56	63	70	105	140	V
Maximum DC blocking Voltage	$V_{DC}$	20	30	40	50	60	80	90	100	150	200	V
Maximum Average Forward Rectified Current .375"(9.5mm) lead length at $T_L = 90^\circ C$	$I_{F(AV)}$	2.0										A
Peak Forward Surge Current 8.3ms single half sine-wave superimposed on rated load (JEDEC method)	$I_{FSM}$	50.0										A
Maximum Forward Voltage at 2.0A DC	$V_F$	0.45	0.55	0.70	0.85			0.95				V
Maximum DC Reverse Current @ $T_A = 25^\circ C$ at rated DC blocking voltage @ $T_A = 100^\circ C$	$I_R$	0.5					0.1					mA
Typical Junction Capacitance (Note 1)	$C_J$	200					48					pF
Typical Thermal Resistance (Note 2)	$R_{(JA)}$	65										°C/W
Storage Temperature	$T_{STG}$	-55 to +150										°C
Operation Junction Temperature	$T_J$	-55 to +125					-55 to +150					°C

#### Note:

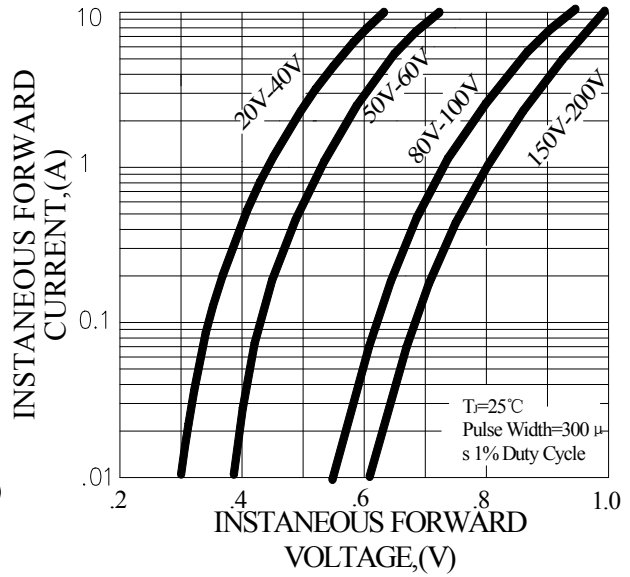
1. Measured at 1.0 MHz and applied reverse voltage of 4.0Vdc
2. Thermal Resistance from Junction to Ambient at 0.375" (9.5mm) lead length, vertical P.C.Board Mounted.

**RATING AND CHARACTERISTIC CURVES (SR220/SB220 THRU SR2200/SB2200)**

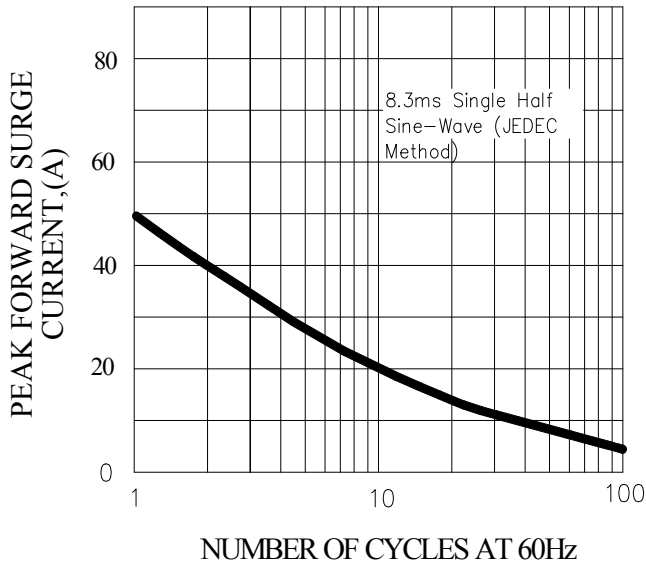
**FIG.1-TYPICAL FORWARD CURRENT DERATING CURVE**



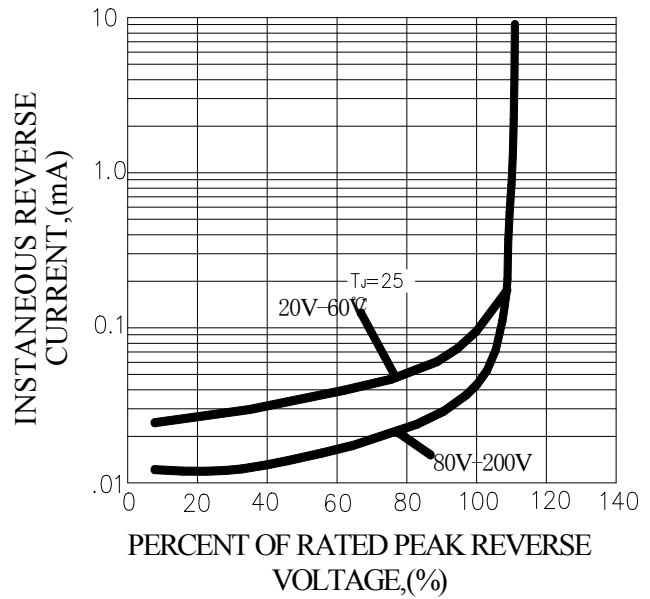
**FIG.2-TYPICAL INSTANTANEOUS FORWARD CHARACTERISTICS**



**FIG.3-MAXIMUM NON-REPETITIVE FORWARD SURGE CURRENT**



**FIG.4-TYPICAL REVERSE CHARACTERISTICS**



## X-ON Electronics

Largest Supplier of Electrical and Electronic Components

*Click to view similar products for [Schottky Diodes & Rectifiers](#) category:*

*Click to view products by [Pingwei](#) manufacturer:*

Other Similar products are found below :

[CUS06\(TE85L,Q,M\)](#) [MA4E2039](#) [D1FH3-5063](#) [MBR0530L-TP](#) [MBR10100CT-BP](#) [MBR30H100MFST1G](#) [MMBD301M3T5G](#) [PMAD1103-LF](#) [PMAD1108-LF](#) [RB160M-50TR](#) [RB520S-30](#) [RB551V-30](#) [DD350N18K](#) [DZ435N40K](#) [DZ600N16K](#) [BAS16E6433HTMA1](#) [BAS 3010S-02LRH E6327](#) [BAT 54-02LRH E6327](#) [IDL02G65C5XUMA1](#) [NSR05F40QNXT5G](#) [JANS1N6640](#) [SB07-03C-TB-H](#) [SB1003M3-TL-W](#) [SBAT54CWT1G](#) [SK32A-LTP](#) [SK33A-TP](#) [SK34A-TP](#) [SK34B-TP](#) [SMD1200PL-TP](#) [ACDBN160-HF](#) [SS3003CH-TL-E](#) [STPS30S45CW](#) [PDS3100Q-7](#) [GA01SHT18](#) [CRS10I30A\(TE85L,QM](#) [MA4E2501L-1290](#) [MBR1240MFST1G](#) [MBRB30H30CT-1G](#) [BAS28E6433HTMA1](#) [BAS 70-02L E6327](#) [HSB123JTR-E](#) [JANTX1N5712-1](#) [VS-STPS40L45CW-N3](#) [DD350N12K](#) [SB007-03C-TB-E](#) [SK110-LTP](#) [SK154-TP](#) [SK32A-TP](#) [SK33B-TP](#) [SK35A-TP](#)