

Power Choke Coil PCMB063T type

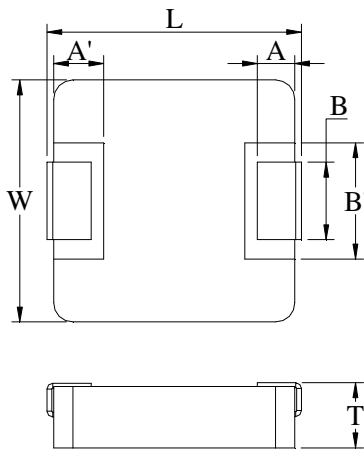
■ Features

- High performance (Isat) realized by metal dust core.
- Low profile : Thickness max. 3.0mm
- Low loss realized with low DCR
- Capable of corresponding high frequency (3MHz)
- 100% lead (Pb) free meet RoHS standard

■ Application

- DC/DC converter for CPU in Notebook PC
- Thin type on-board power supply module for exchanger
- VRM for server

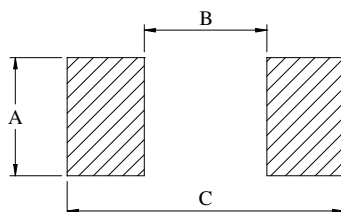
■ Outline Dimensions



Code	Dimensions (mm)
L	6.95 ± 0.35
W	6.6 ± 0.2
T	2.8 ± 0.2
A	1.6 ± 0.3
A'	2.0 ± 0.1
B	3.0 ± 0.3
B'	3.6 ± 0.2
H	0 ~ +0.15

■ Recommend Land Pattern Dimensions

The customer shall determine the land dimensions shown above after confirming and safety.



A	3.5
B	3.7
C	8.4

Unit : mm

■ Specifications

Part Number	L0 Inductance (μH) @ (0A)	R_{dc} (m Ω)		Heat Rating Current DC Amps. Idc (A)	Saturation Current DC Amps. Isat (A)
		Typical	Maximum	Typical	Typical
PCMB063T-R10MS	0.10	1.5	1.7	32.5	60.0
PCMB063T-R15MS	0.15	1.9	2.5	30.0	45.0
PCMB063T-R20MS	0.20	2.4	3.0	24.0	41.0
PCMB063T-R22MS	0.22	2.5	2.8	23.0	40.0
PCMB063T-R33MS	0.33	3.0	3.5	21.0	25.0
PCMB063T-R36MS	0.36	2.6	3.9	20.0	26.0
PCMB063T-R47MS	0.47	3.5	4.1	18.0	20.0
PCMB063T-R56MS	0.56	4.7	5.0	16.5	25.5
PCMB063T-R68MS	0.68	4.5	5.0	16.0	17.0
PCMB063T-R82MS	0.82	7.0	7.5	14.0	16.0
PCMB063T-1R0MS	1.0	8.5	9.0	12.0	15.0
PCMB063T-1R2MS	1.2	10.0	12.0	10.0	20.0
PCMB063T-1R5MS	1.5	10.6	12.1	10.0	14.0
PCMB063T-2R2MS	2.2	18.0	20.0	8.0	10.0
PCMB063T-2R5MS	2.5	20.0	22.0	7.0	14.0
PCMB063T-3R3MS	3.3	25.0	28.0	6.5	10.0
PCMB063T-4R7MS	4.7	32.5	35.0	5.5	6.5
PCMB063T-5R6MS	5.6	39.0	42.0	5.5	6.0
PCMB063T-6R8MS	6.8	54.0	60.0	4.5	8.0
PCMB063T-8R2MS	8.2	54.0	60.0	4.5	6.0
PCMB063T-100MS	10.0	62.0	68.0	4.0	5.5

*: If you require another part number please contact with us.

**:.Inductance Tolerance $\pm 20\%$

Note 1. : All test data is referenced to 25°C ambient.

Note 2. : Idc : DC current (A) that will cause an approximate ΔT of 40°C

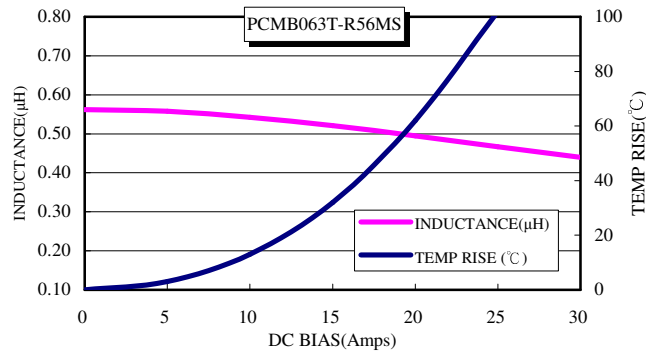
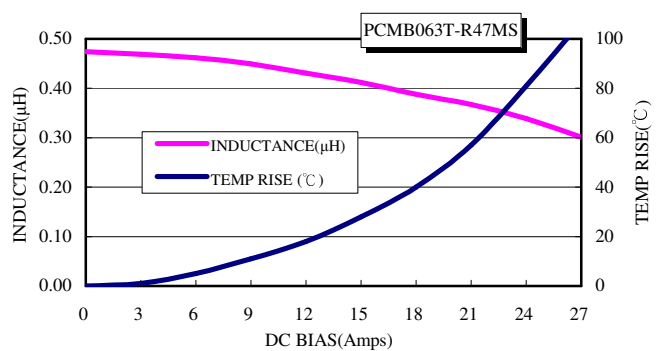
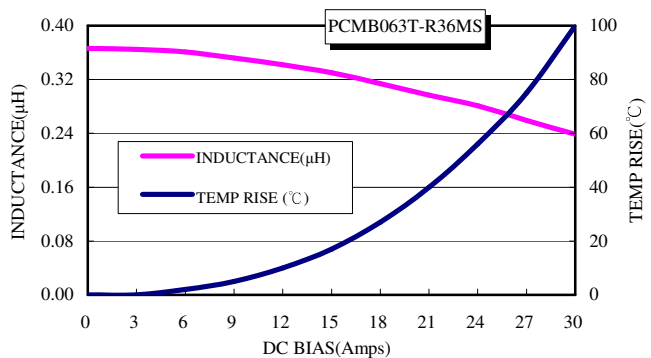
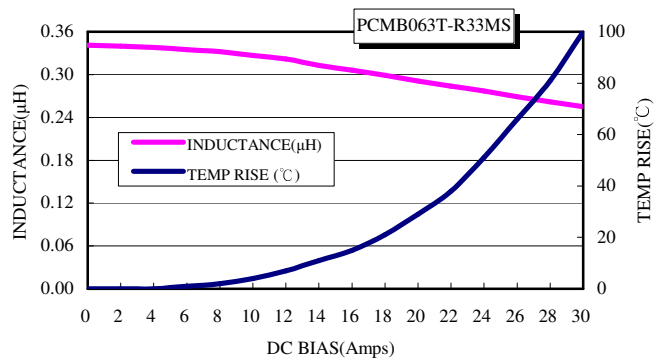
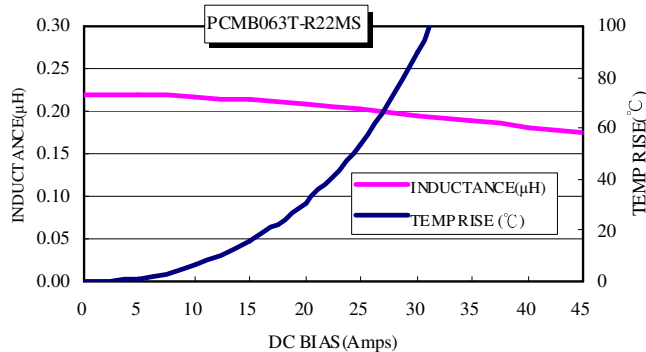
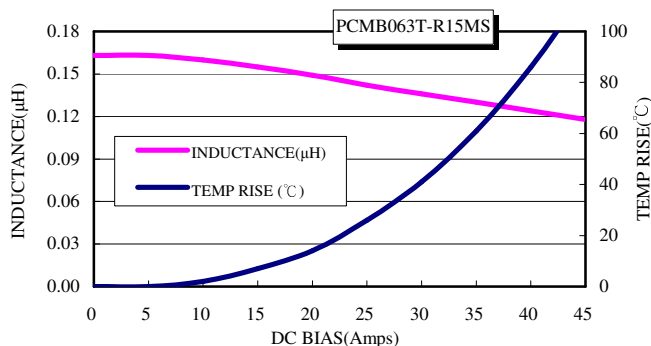
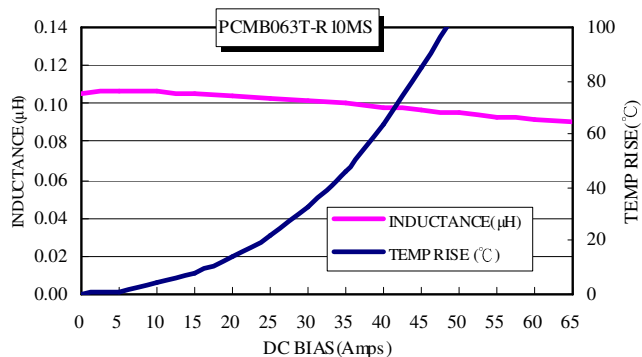
Note 3. : Isat : DC current (A) that will cause Lo to drop approximately 30%

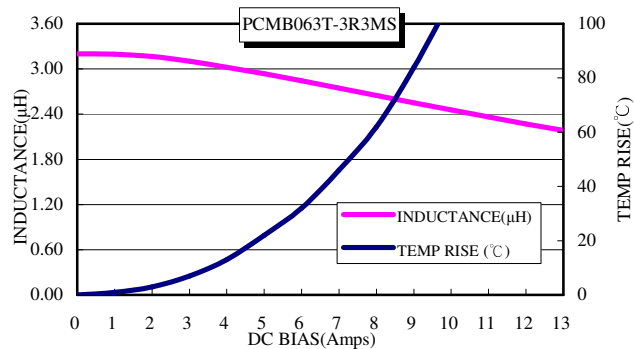
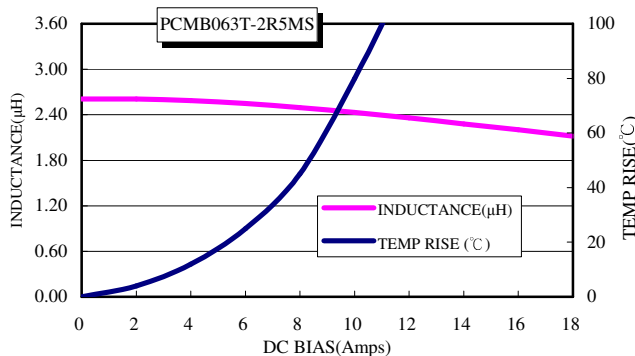
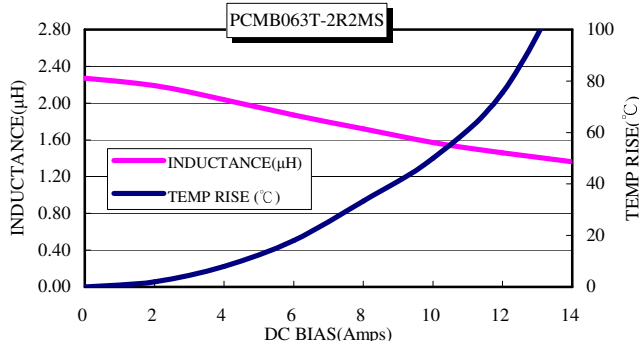
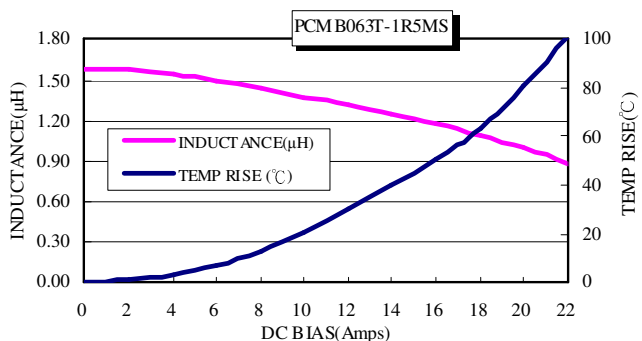
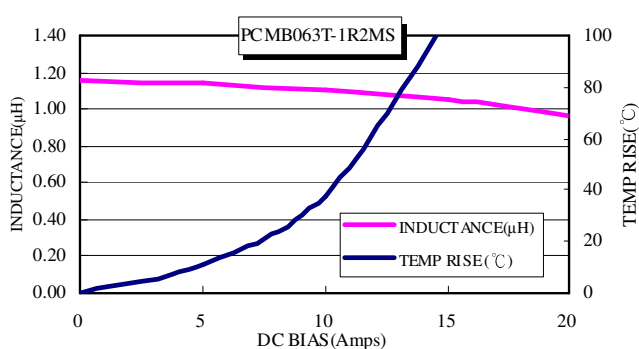
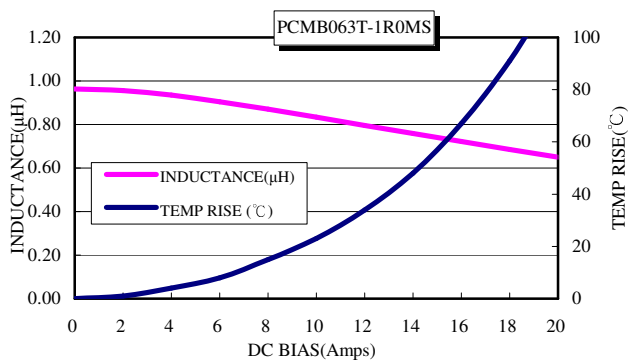
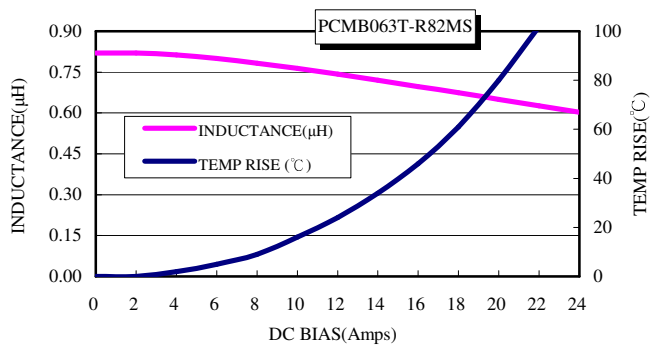
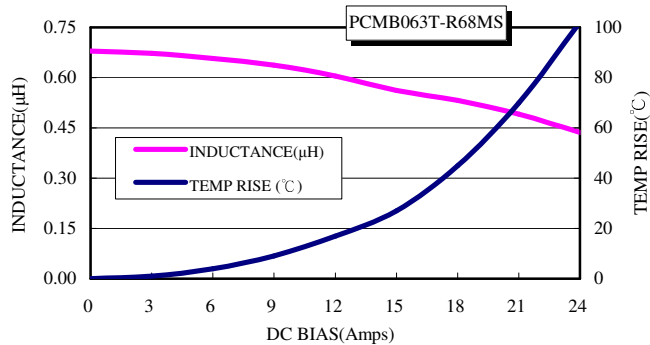
Note 4. : Operating Temperature Range -55°C to + 125°C

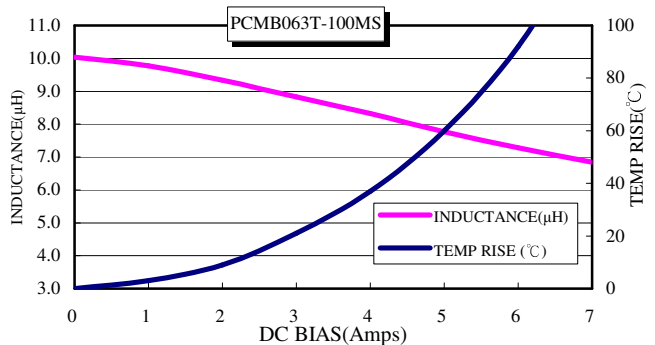
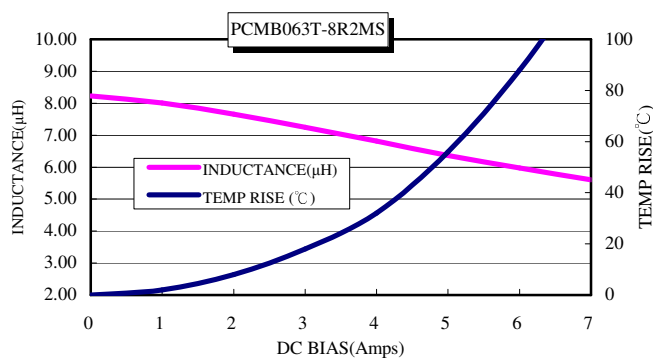
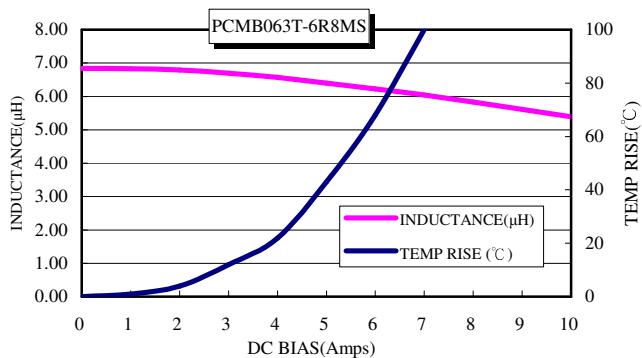
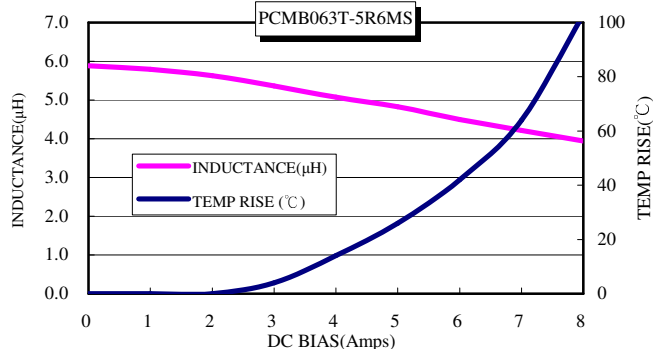
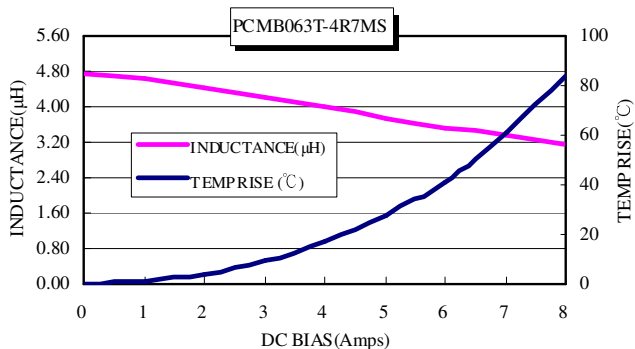
Note 5. : The part temperature (ambient + temp rise) should not exceed 125°C under worse case operating conditions. Circuit design , component placement, PWB trace size and thickness, airflow and other cooling provision all affect the part temperature. Part temperature should be verified in the end application.

Note 6. : The rated current as listed is either the saturation current or the heating current depending on which value is lower.

Current Characteristic







X-ON Electronics

Largest Supplier of Electrical and Electronic Components

Click to view similar products for [Fixed Inductors](#) category:

Click to view products by [Cyntech](#) manufacturer:

Other Similar products are found below :

[MLZ1608M6R8WTD25](#) [MLZ1608N6R8LT000](#) [MLZ1608N3R3LTD25](#) [MLZ1608N3R3LT000](#) [MLZ1608N150LT000](#)

[MLZ1608M150WTD25](#) [MLZ1608M3R3WTD25](#) [MLZ1608M3R3WT000](#) [MLZ1608M150WT000](#) [MLZ1608A1R5WT000](#)

[MLZ1608N1R5LT000](#) [B82432C1333K000](#) [PCMB053T-1R0MS](#) [PCMB053T-1R5MS](#) [PCMB104T-1R5MS](#) [CR32NP-100KC](#) [CR32NP-](#)

[151KC](#) [CR32NP-180KC](#) [CR32NP-181KC](#) [CR32NP-1R5MC](#) [CR32NP-390KC](#) [CR32NP-3R9MC](#) [CR32NP-680KC](#) [CR32NP-820KC](#)

[CR32NP-8R2MC](#) [CR43NP-390KC](#) [CR43NP-560KC](#) [CR43NP-680KC](#) [CR54NP-181KC](#) [CR54NP-470LC](#) [CR54NP-820KC](#) [CR54NP-8R5MC](#)

[MGDQ4-00004-P](#) [MGDU1-00016-P](#) [MHL1ECTTP18NJ](#) [MHL1JCTTD12NJ](#) [PE-51506NL](#) [PE-53601NL](#) [PE-53630NL](#) [PE-53824SNLT](#) [PE-](#)

[62892NL](#) [PE-92100NL](#) [PG0434.801NLT](#) [PG0936.113NLT](#) [PM06-2N7](#) [PM06-39NJ](#) [HC2LP-R47-R](#) [HC2-R47-R](#) [HC3-2R2-R](#) [HC8-1R2-R](#)